



US00D519575S

(12) **United States Design Patent**  
**Myers**

(10) **Patent No.:** **US D519,575 S**

(45) **Date of Patent:** **\*\* Apr. 25, 2006**

(54) **SHAPED TOP BOX FOR GAMING MACHINES**

(75) Inventor: **Gordon H. Myers**, Reno, NV (US)

(73) Assignee: **Bally Gaming International, Inc.**, Las Vegas, NV (US)

(\*\*) Term: **14 Years**

(21) Appl. No.: **29/214,373**

(22) Filed: **Sep. 30, 2004**

(51) **LOC (8) Cl.** ..... **21-01**

(52) **U.S. Cl.** ..... **D21/385; D21/369**

(58) **Field of Classification Search** ..... D21/325,  
D21/329, 369-371, 374, 385; 273/138.1;  
463/16-17, 20, 25, 42, 46-47

See application file for complete search history.

(56) **References Cited**

U.S. PATENT DOCUMENTS

|           |   |   |         |                 |       |         |
|-----------|---|---|---------|-----------------|-------|---------|
| 5,813,914 | A | * | 9/1998  | McKay et al.    | ..... | 463/46  |
| D404,436  | S | * | 1/1999  | McGahn et al.   | ..... | D21/370 |
| D412,347  | S | * | 7/1999  | DeSimone et al. | ..... | D21/370 |
| D450,096  | S | * | 11/2001 | Legras et al.   | ..... | D21/385 |

|              |    |   |         |                 |       |        |
|--------------|----|---|---------|-----------------|-------|--------|
| 6,923,718    | B1 | * | 8/2005  | Brossard        | ..... | 463/16 |
| 2004/0137979 | A1 | * | 7/2004  | Rose            | ..... | 463/16 |
| 2004/0192433 | A1 | * | 9/2004  | Johnson         | ..... | 463/20 |
| 2004/0192436 | A1 | * | 9/2004  | Seelig et al.   | ..... | 463/25 |
| 2004/0229674 | A1 | * | 11/2004 | Thomas          | ..... | 463/16 |
| 2004/0235556 | A1 | * | 11/2004 | Flemming et al. | ..... | 463/20 |
| 2005/0009595 | A1 | * | 1/2005  | Boyd et al.     | ..... | 463/16 |
| 2005/0014547 | A1 | * | 1/2005  | Gomez et al.    | ..... | 463/16 |

\* cited by examiner

*Primary Examiner*—Sandra L. Morris

(74) *Attorney, Agent, or Firm*—Russ F. Marsden

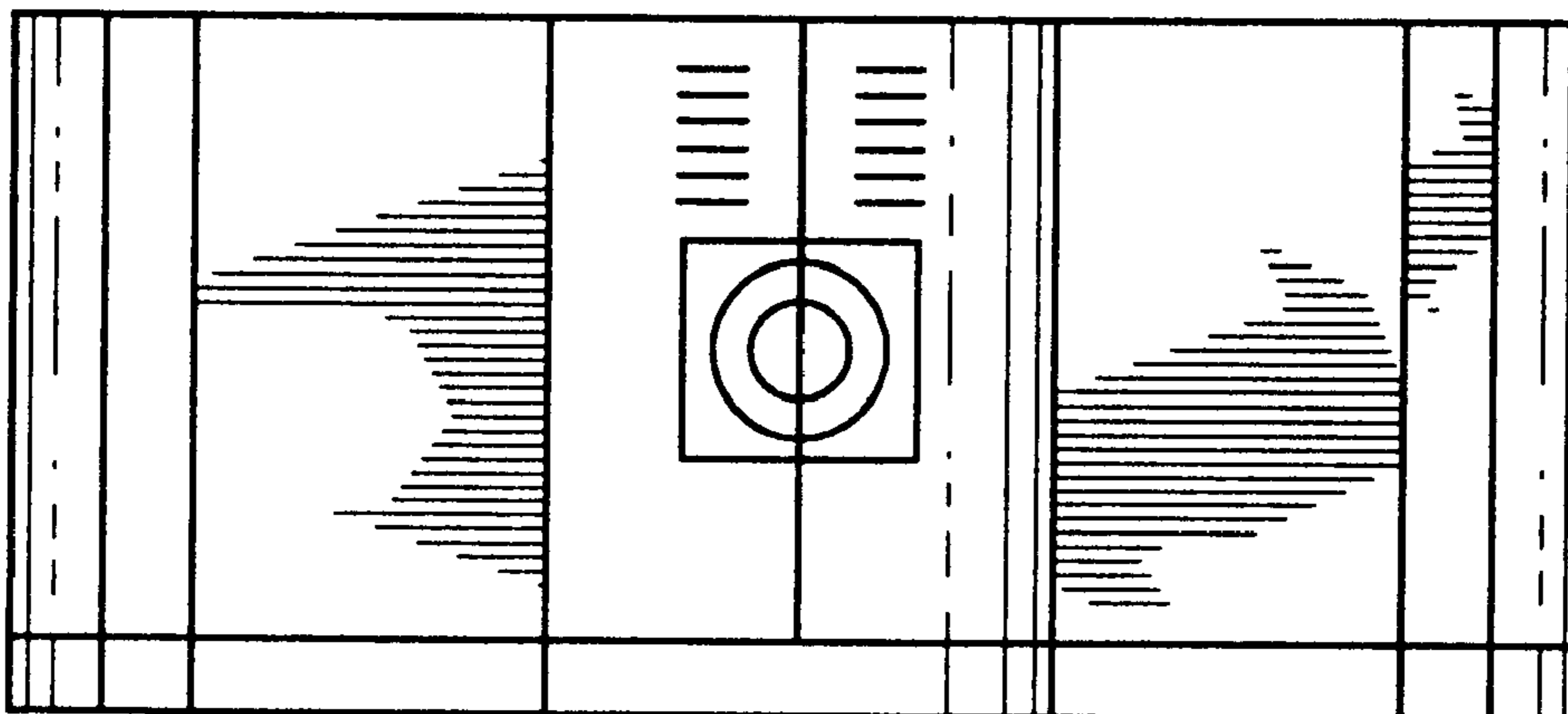
(57) **CLAIM**

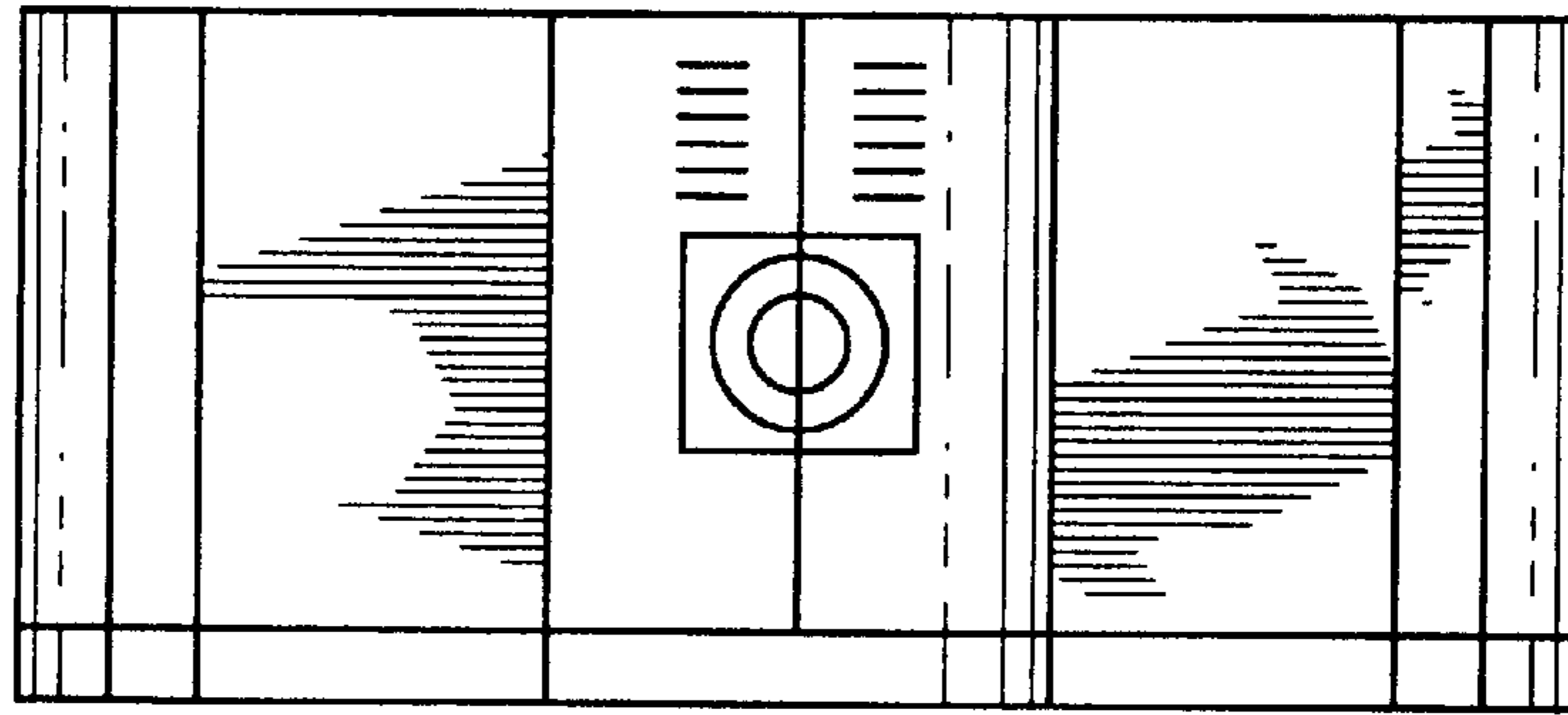
The ornamental design for a shaped top box for gaming machines, as shown and described.

**DESCRIPTION**

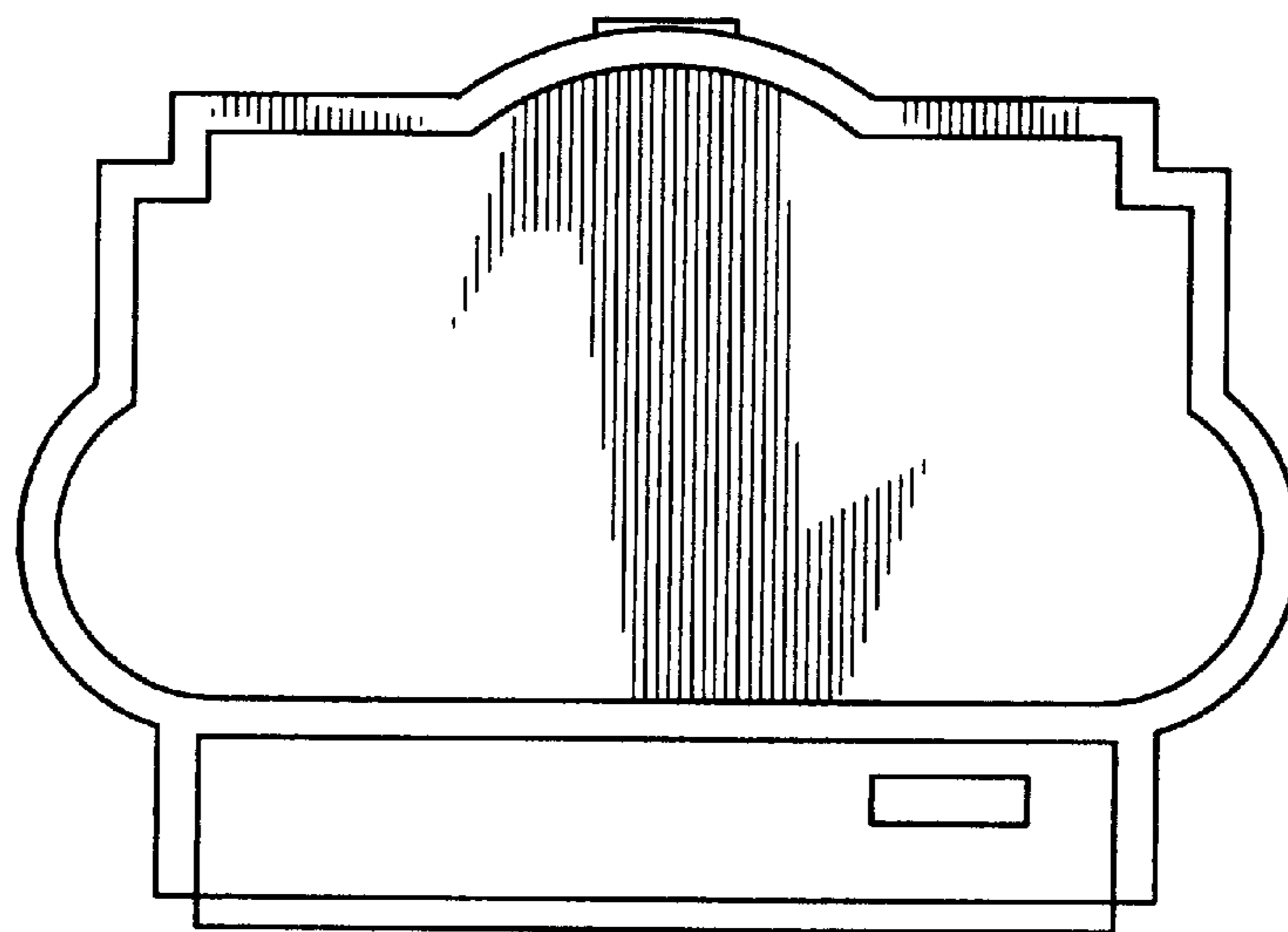
FIG. 1 is a front elevational view of a shaped top box for gaming machines, showing my new design;  
FIG. 2 is a top plan view thereof;  
FIG. 3 is a left side elevational view thereof;  
FIG. 4 is a right side elevational view thereof; and,  
FIG. 5 is a perspective view thereof.

**1 Claim, 2 Drawing Sheets**

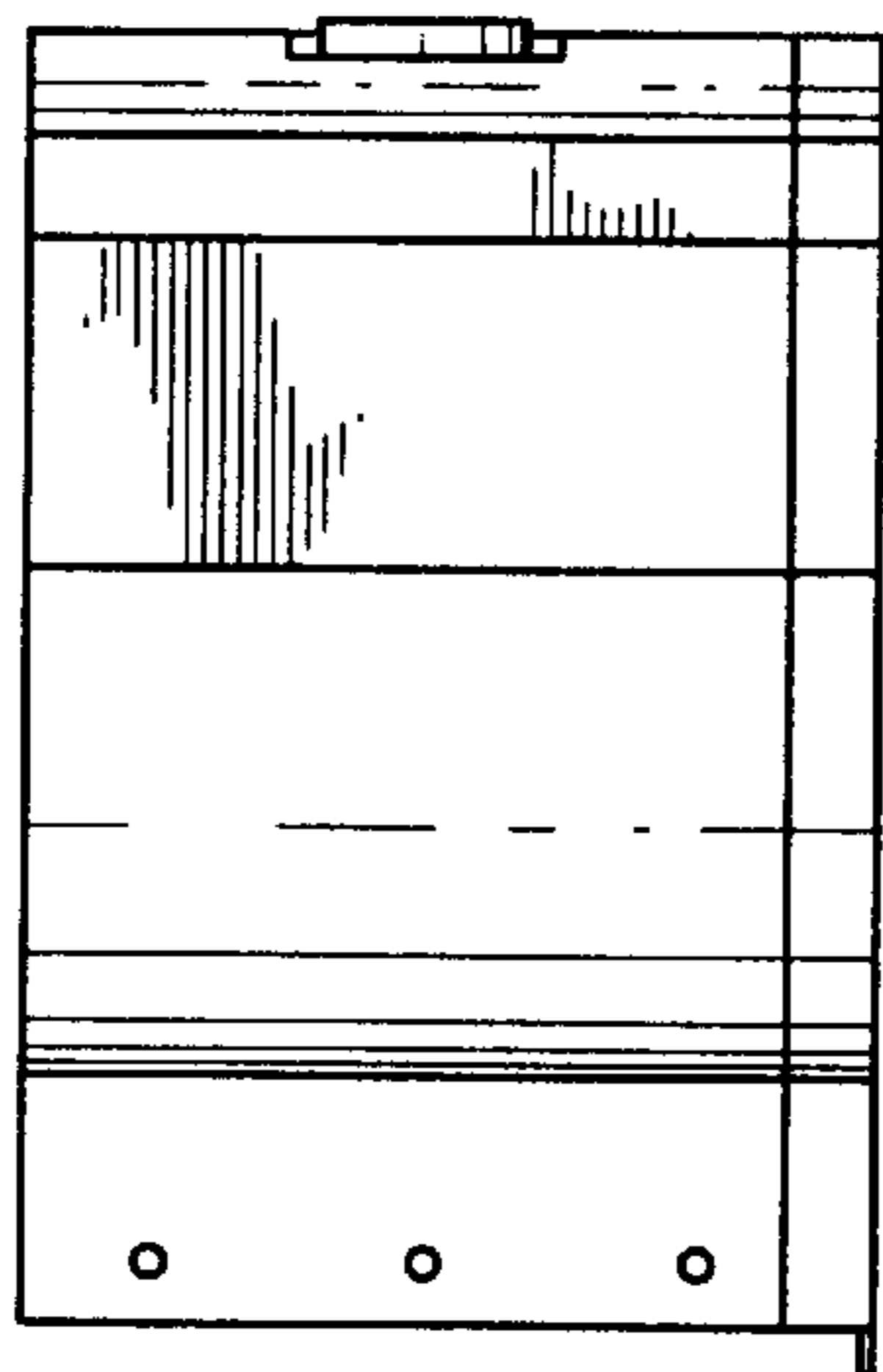




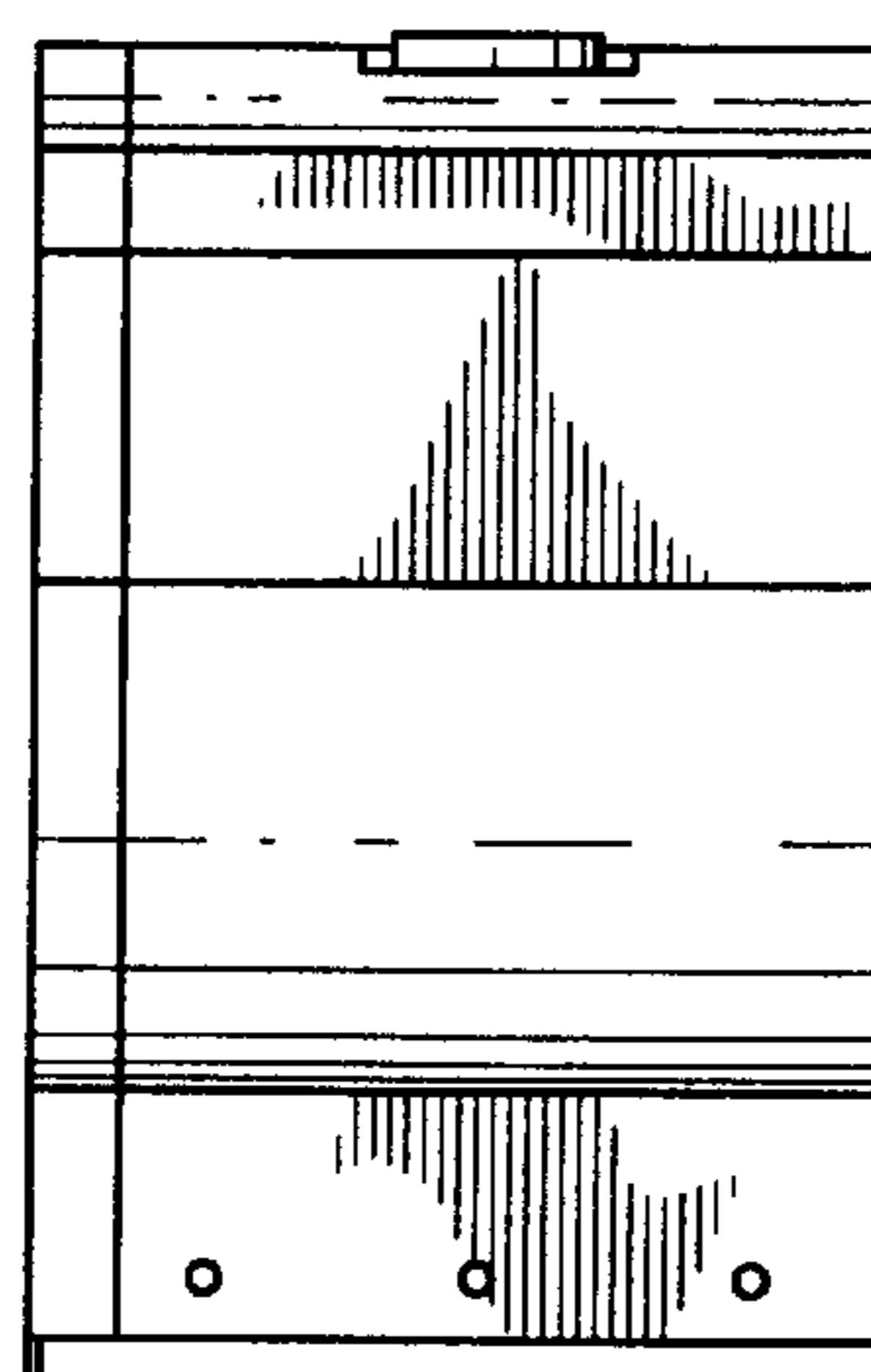
*FIG. 2*



*FIG. 1*



*FIG. 3*



*FIG. 4*

*FIG. 5*

