



US00D519535S

(12) **United States Design Patent**
Olsson et al.

(10) **Patent No.:** **US D519,535 S**

(45) **Date of Patent:** **** Apr. 25, 2006**

(54) **SEALING DEVICE**

(75) Inventors: **Henrik Olsson**, Katrineholm (SE);
Jörgen Stendahl, Vingåker (SE)

(73) Assignee: **Aktiebolaget SKF**, Gothenburg (SE)

(**) Term: **14 Years**

(21) Appl. No.: **29/200,191**

(22) Filed: **Feb. 26, 2004**

(30) **Foreign Application Priority Data**

Sep. 8, 2003 (EM) 000073259

(51) **LOC (8) Cl.** **15-09**

(52) **U.S. Cl.** **D15/143**

(58) **Field of Classification Search** D15/143;
277/562-565; 384/484-488

See application file for complete search history.

(56) **References Cited**

U.S. PATENT DOCUMENTS

D30,182 S	*	2/1899	Creager	D15/143
2,177,441 A		10/1939	Pesarese		
2,461,655 A		2/1949	Noble		
2,888,281 A		5/1959	Ratti		
2,983,529 A		5/1961	Price		
3,325,175 A		6/1967	Lower		
3,338,584 A		8/1967	Nakanishi et al.		
3,347,556 A		10/1967	Fleckenstein et al.		
3,548,721 A		12/1970	Eisennegger		
3,563,557 A		2/1971	Doutt		
3,621,952 A		11/1971	Long, Jr. et al.		
3,854,737 A		12/1974	Gilliam, Sr.		
3,871,666 A		3/1975	Franz et al.		
3,955,859 A		5/1976	Stella et al.		
4,159,828 A		7/1979	Ostling et al.		
4,165,085 A		8/1979	Persson		
4,421,329 A		12/1983	Jelinek		
4,586,720 A		5/1986	Simmons et al.		
4,865,170 A		9/1989	Ciepichal		

4,955,732 A	*	9/1990	Behrens	384/484
4,995,623 A		2/1991	Wada et al.		
5,271,629 A		12/1993	Dahlhaus et al.		
5,664,651 A		9/1997	Miura et al.		
5,667,225 A		9/1997	Vollmer et al.		
5,908,249 A		6/1999	Nisley et al.		
5,997,005 A	*	12/1999	Gold et al.	277/402
6,123,338 A		9/2000	Edelmann et al.		
6,880,830 B1	*	4/2005	Olsson et al.	277/551
2003/0062689 A1		4/2003	Olsson et al.		

FOREIGN PATENT DOCUMENTS

DE	2 104 141	8/1972
DE	332 687	10/1976
DE	39 29 065 A1	3/1991
DE	0 441 741 A1	8/1991
DE	198 41 123 A1	4/2000
SE	518 953	12/2002

* cited by examiner

Primary Examiner—Antoine D. Davis

(74) *Attorney, Agent, or Firm*—Buchanan Ingersoll PC

(57) **CLAIM**

I claim the ornamental design for a sealing device, as shown and described hereinbefore.

DESCRIPTION

FIG. 1 is a perspective view showing the sealing device, in form of a half annular body, obliquely from one side face and from the concave surface;

FIG. 2 is a perspective view showing the sealing device, from one side and the convex side thereof,

FIG. 3 is a perspective view showing my sealing device, obliquely from the other side face and from the convex side; and,

FIG. 4 is a perspective view showing my sealing device, obliquely from the other side face and from the concave side thereof.

1 Claim, 2 Drawing Sheets

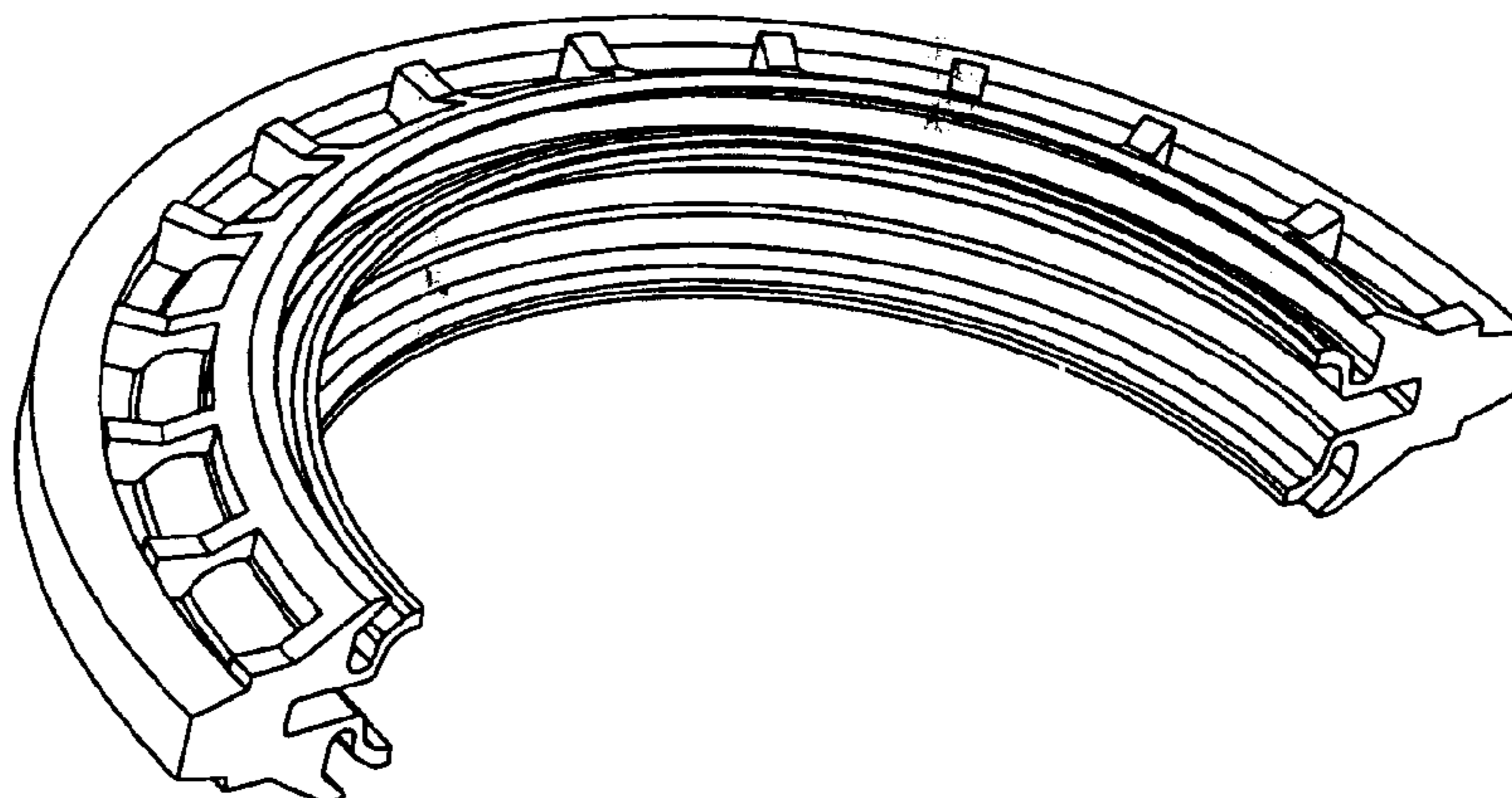


Fig. 1

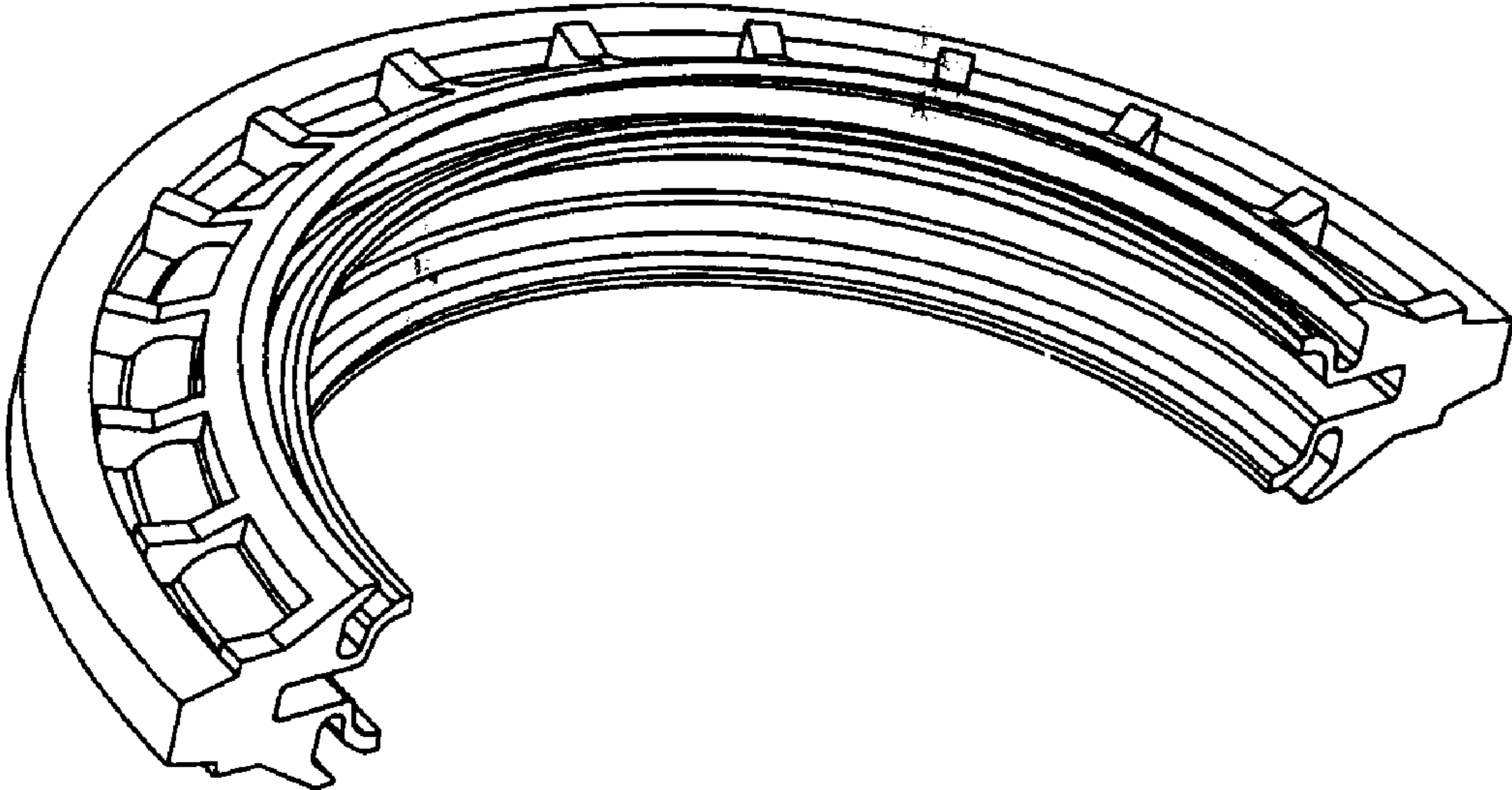


Fig. 2

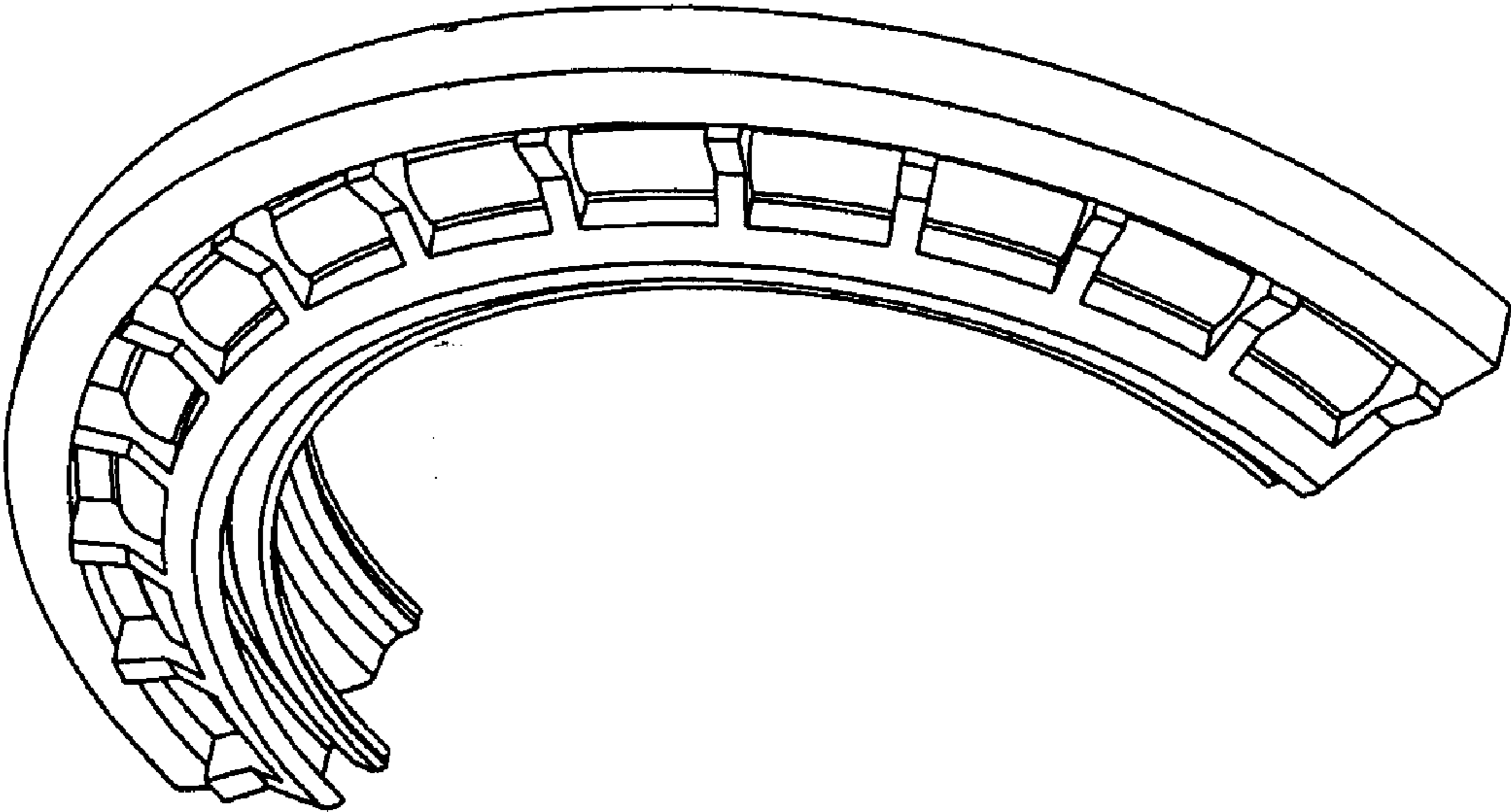


Fig. 3

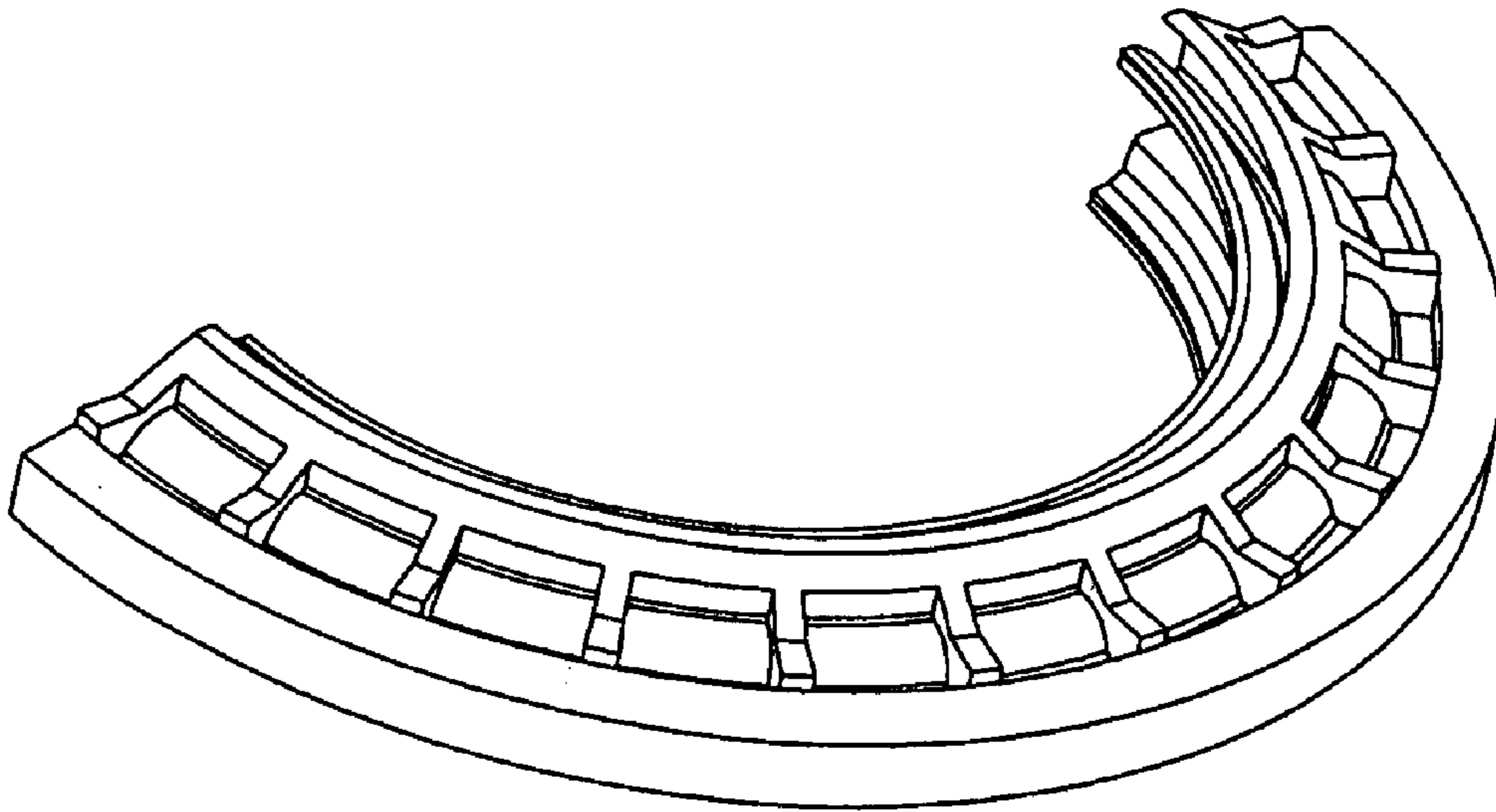


Fig. 4

