



US00D519522S

(12) **United States Design Patent**  
**Lee**

(10) **Patent No.:** **US D519,522 S**  
(45) **Date of Patent:** **\*\* Apr. 25, 2006**

(54) **DIGITAL AUDIO PLAYER**  
(75) Inventor: **Myoung-Yong Lee, Goyang-Si (KR)**  
(73) Assignee: **Cowon Systems, Inc. (KR)**  
(\*\*) Term: **14 Years**

D496,668 S \* 9/2004 Huang ..... D14/496  
6,791,907 B1 \* 9/2004 Berhan ..... 369/7  
D497,618 S \* 10/2004 Andre et al. .... D14/496  
D499,424 S \* 12/2004 Bahroocha ..... D14/496  
D504,409 S \* 4/2005 Kim ..... D14/156  
D504,442 S \* 4/2005 Kim ..... D14/496

(21) Appl. No.: **29/214,764**  
(22) Filed: **Oct. 7, 2004**  
(30) **Foreign Application Priority Data**  
Apr. 9, 2004 (KR) ..... 30-2004-0010193

**OTHER PUBLICATIONS**

New Dell DJ20 1999–2005 (C), From Dell Web Page.\*  
Samsung YP–T5V, 2005 (C), From Web Page.\*  
San Disk Digitl Audio Player From Web Page.\*  
Office Action Issued by the Japanese Patent Office; Dispatch  
No. 033443; Dated Jul. 5, 2005.

(51) **LOC (8) Cl.** ..... **14-03**  
(52) **U.S. Cl.** ..... **D14/496**  
(58) **Field of Classification Search** ..... D14/496,  
D14/435, 474, 483, 217, 188, 204, 156, 157,  
D14/160, 167, 168; 369/1, 2, 75.11, 86, 99,  
369/12; 370/342–344; 455/344–351; 273/148 B;  
463/1, 43–47  
See application file for complete search history.

\* cited by examiner

*Primary Examiner*—Prabhakar Deshmukh  
(74) *Attorney, Agent, or Firm*—Canton Colburn LLP

(56) **References Cited**

**U.S. PATENT DOCUMENTS**

5,349,575 A \* 9/1994 Park ..... 369/1  
5,859,594 A \* 1/1999 King et al. .... 340/7.55  
6,041,023 A \* 3/2000 Lakhansingh ..... 369/7  
6,122,526 A \* 9/2000 Parulski et al. .... 455/556.1  
D452,226 S \* 12/2001 Simpson et al. .... D14/167  
6,606,281 B1 \* 8/2003 Cowgill et al. .... 369/11  
D489,052 S \* 4/2004 Shiraki et al. .... D14/156  
D492,665 S \* 7/2004 Lee ..... D14/218  
D493,779 S \* 8/2004 Lee ..... D14/156

(57) **CLAIM**

I claim the ornamental design for a digital audio player, as  
shown and described.

**DESCRIPTION**

FIG. 1 is a top and front perspective view of a digital audio  
player, showing my new design;  
FIG. 2 is a front view thereof;  
FIG. 3 is a rear view thereof;  
FIG. 4 is a left side view thereof;  
FIG. 5 is a right side view thereof;  
FIG. 6 is a top plan view thereof; and,  
FIG. 7 is a bottom plan view thereof.

**1 Claim, 4 Drawing Sheets**

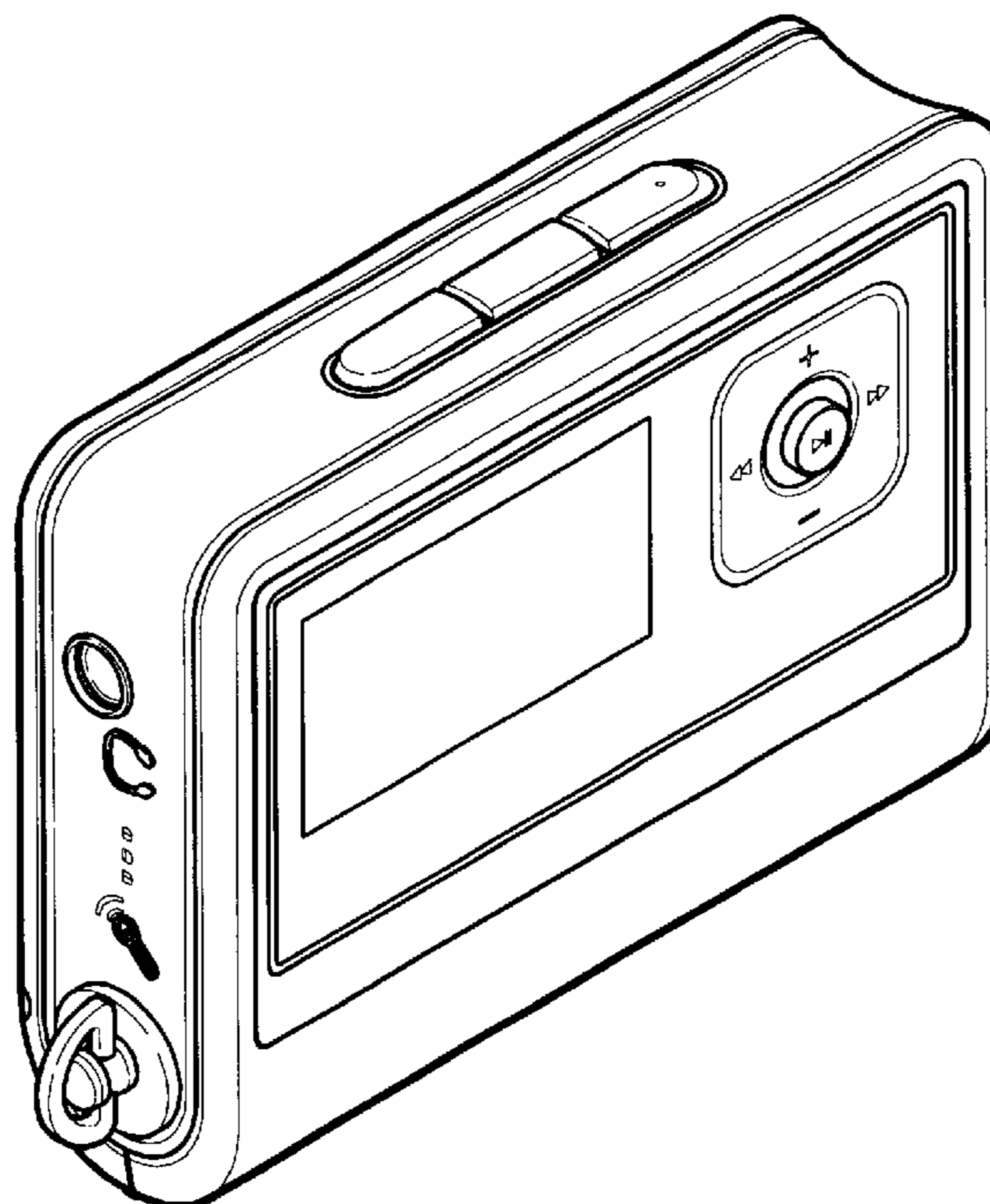


FIG. 1

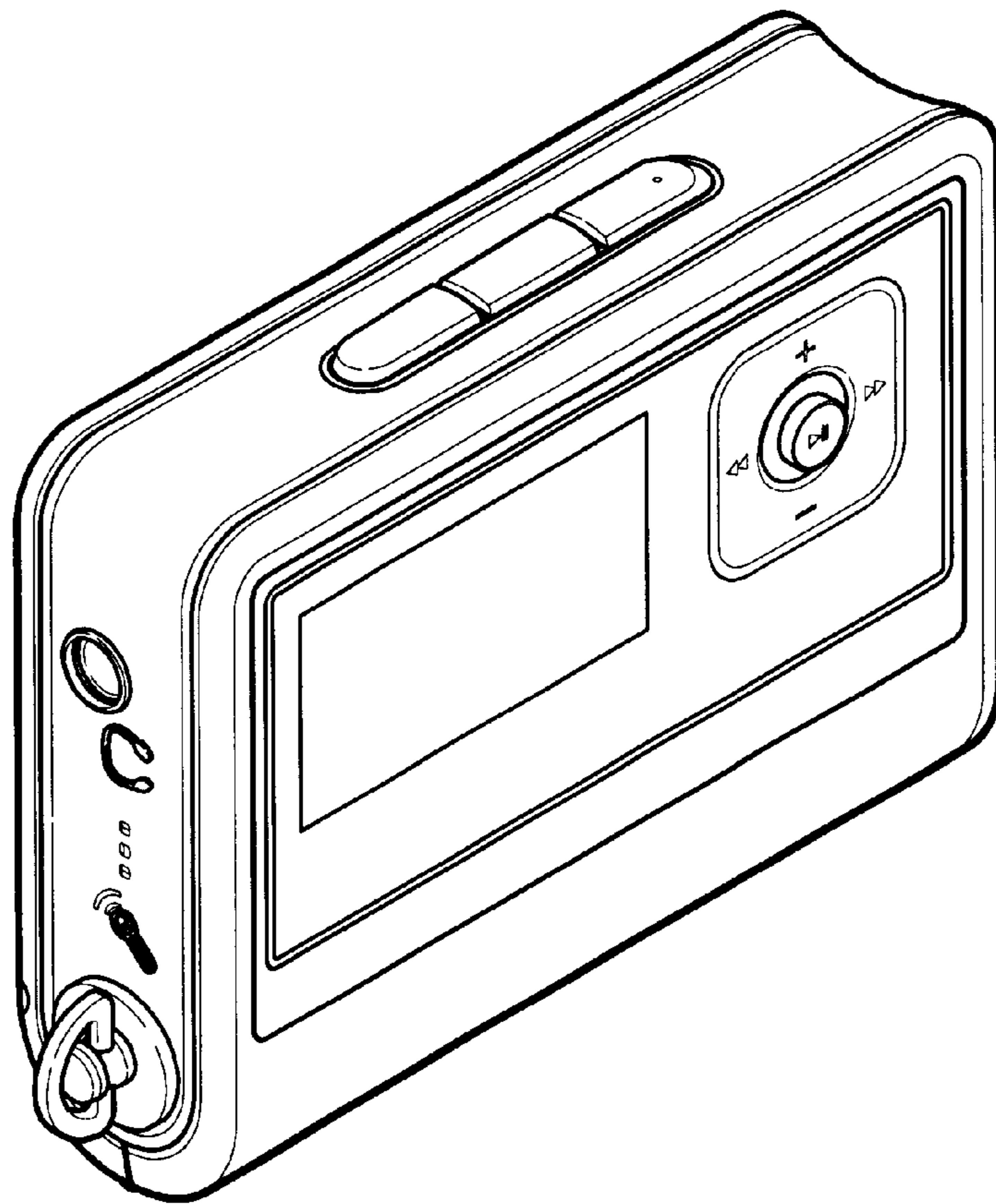


FIG.2




FIG.3

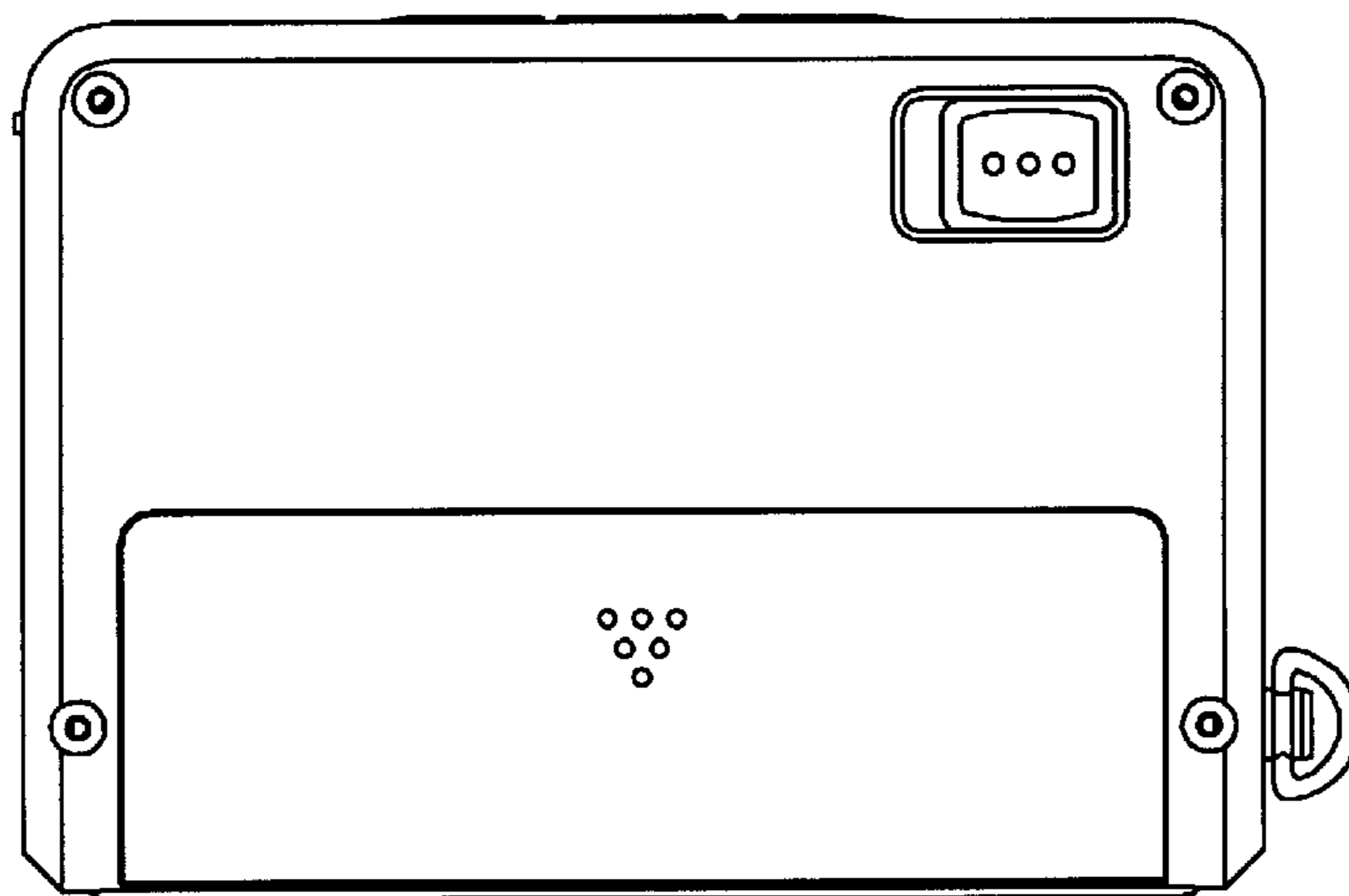


FIG. 4

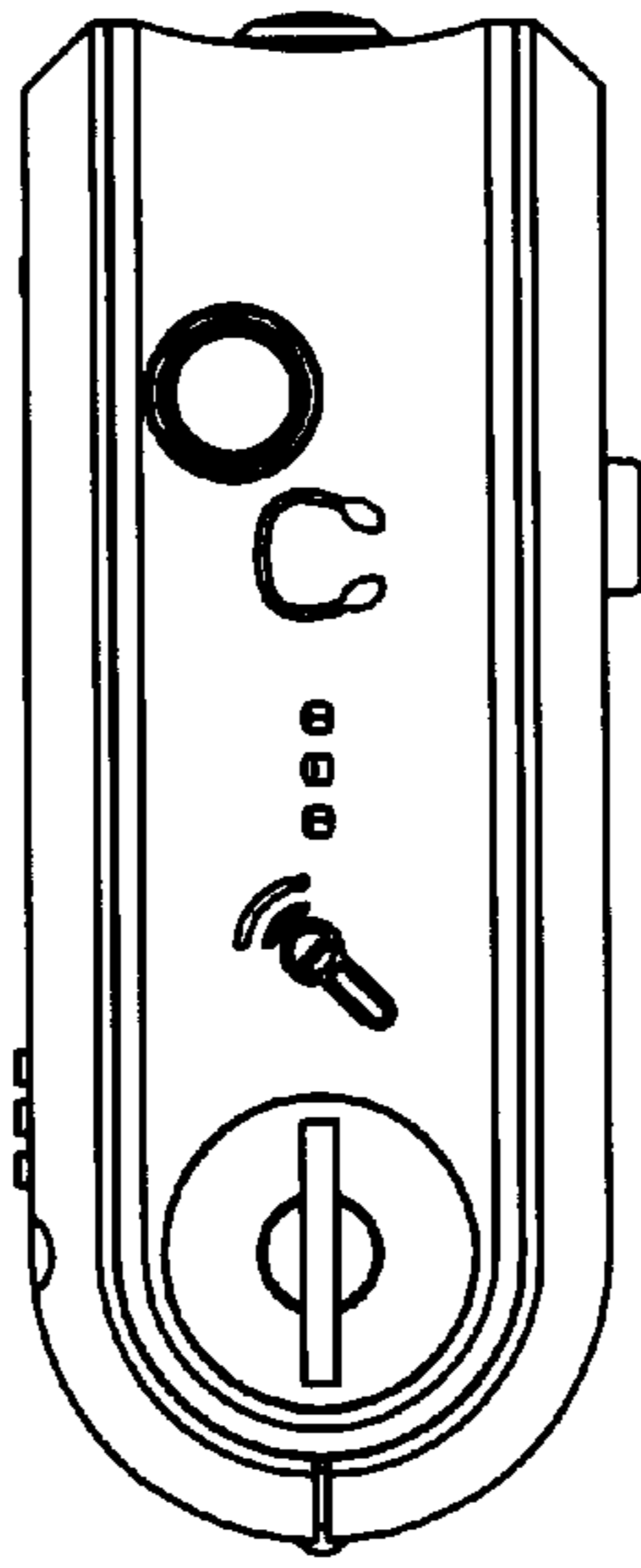


FIG. 5

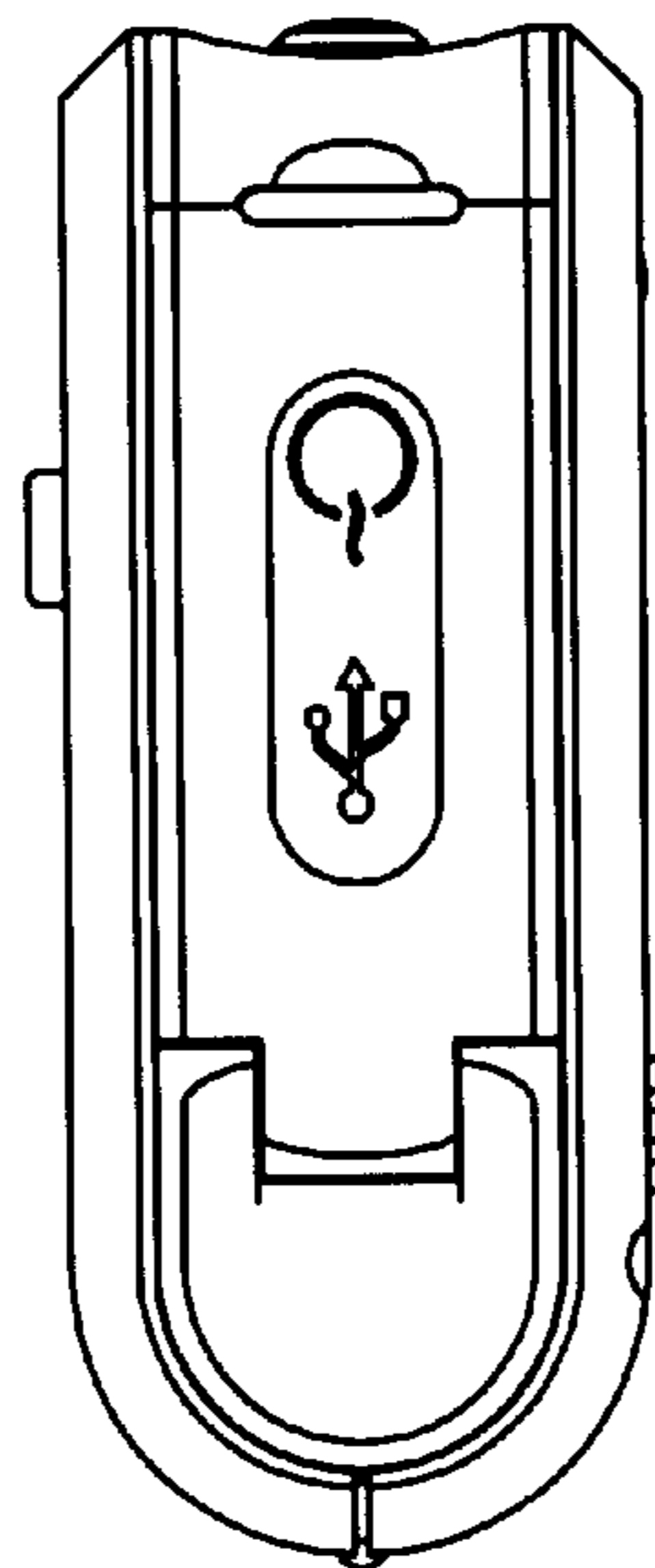


FIG.6

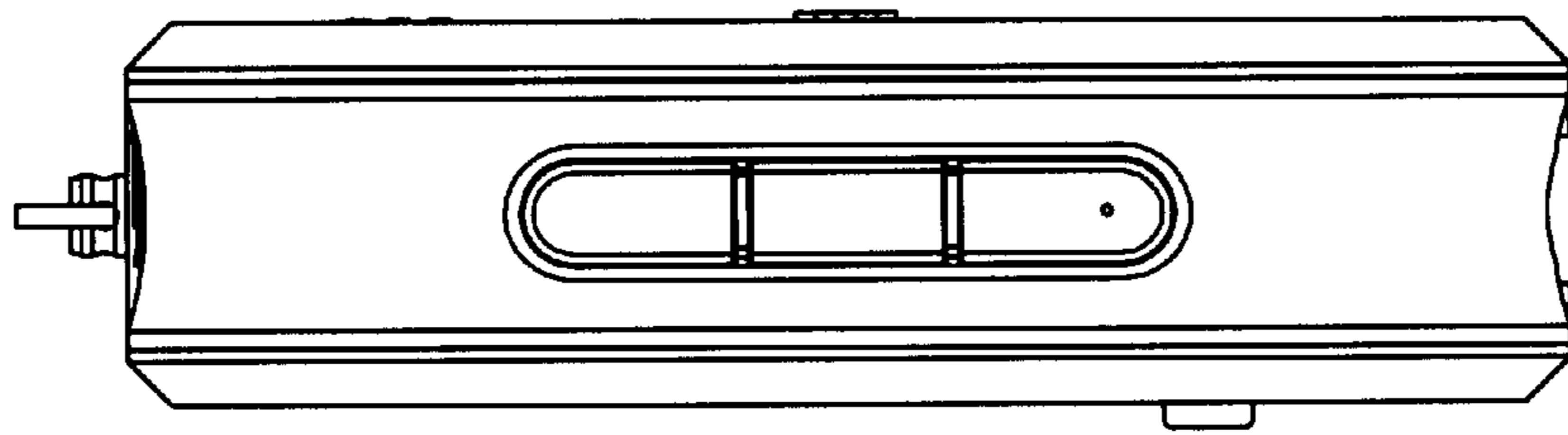


FIG.7

