



US00D519494S

(12) **United States Design Patent**
An

(10) **Patent No.:** **US D519,494 S**

(45) **Date of Patent:** **** Apr. 25, 2006**

(54) **INTEGRATED MULTI-FUNCTIONAL
REMOTE CONTROL**

(75) Inventor: **Liqun An**, Shanghai (CN)

(73) Assignee: **Shengqu Information Technology**,
Shanghai (CN)

(**) Term: **14 Years**

(21) Appl. No.: **29/234,887**

(22) Filed: **Jul. 25, 2005**

(30) **Foreign Application Priority Data**

Mar. 1, 2005 (CN) 200530034531

(51) **LOC (8) Cl.** **14-03**

(52) **U.S. Cl.** **D14/218; D14/401**

(58) **Field of Classification Search** D14/174,
D14/217, 218, 137-139, 151, 191-193, 299,
D14/167, 168; D13/168, 162-164; D21/512-517,
D21/566; D10/104, 106; 455/352-355, 151.1-151.4,
455/128, 347, 90.3; 348/114, 734
See application file for complete search history.

(56) **References Cited**

U.S. PATENT DOCUMENTS

D342,258 S * 12/1993 Saito et al. D14/218

D366,482 S * 1/1996 Shields, Jr. D14/146
D435,542 S * 12/2000 Onoda et al. D14/218
D470,118 S * 2/2003 Miles et al. D14/144
D476,975 S * 7/2003 Rodriquez, Sr. D14/218
D492,664 S * 7/2004 Christianson D14/218
D504,885 S * 5/2005 Zhang et al. D14/218

* cited by examiner

Primary Examiner—Louis S. Zarfaz

Assistant Examiner—John Windmuller

(74) *Attorney, Agent, or Firm*—Welsh & Katz, Ltd.

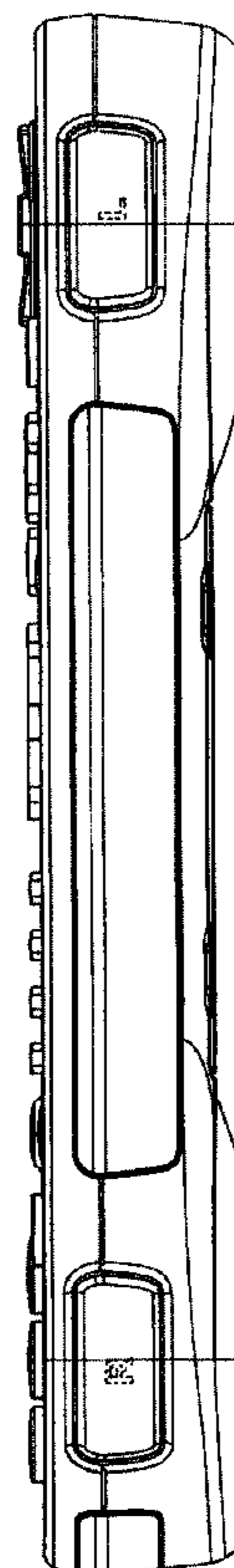
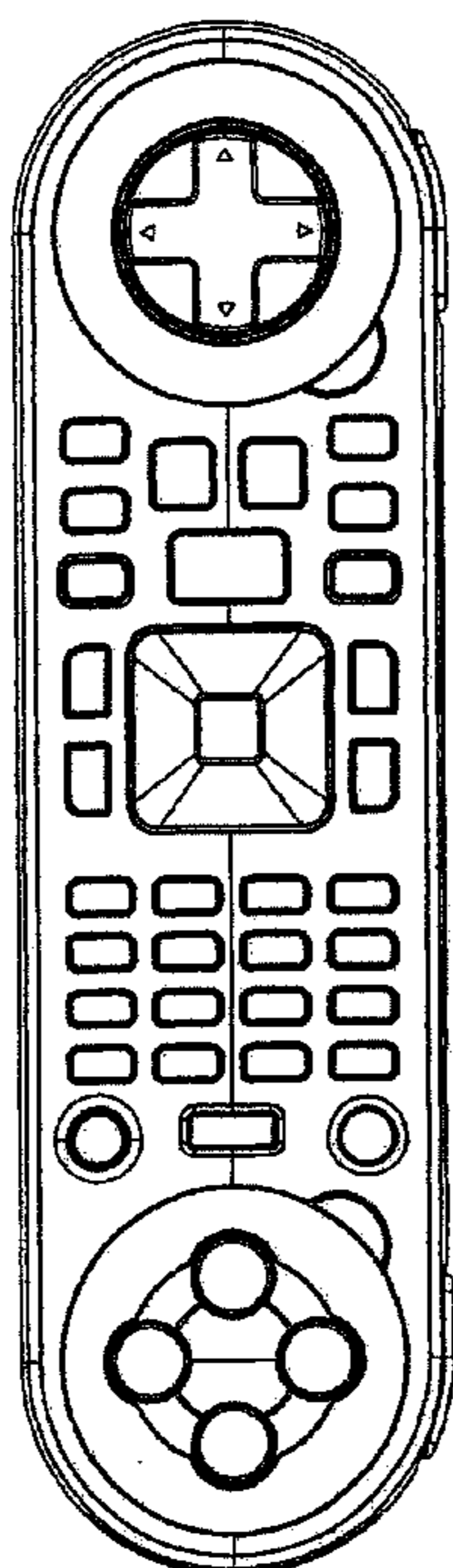
(57) **CLAIM**

The ornamental design for an integrated multi-function remote control, as shown and described.

DESCRIPTION

FIG. 1 is a front elevational view of an integrated multi-function remote control showing my new design; FIG. 2 is a top plan view thereof; FIG. 3 is a bottom plan view thereof; FIG. 4 is a right side elevational view thereof; FIG. 5 is a rear elevational view thereof; and, FIG. 6 is a left side elevational view thereof. The broken line showing of letters in FIGS. 4 and 5 is for illustrative purposes only and forms no part of the claimed design.

1 Claim, 2 Drawing Sheets



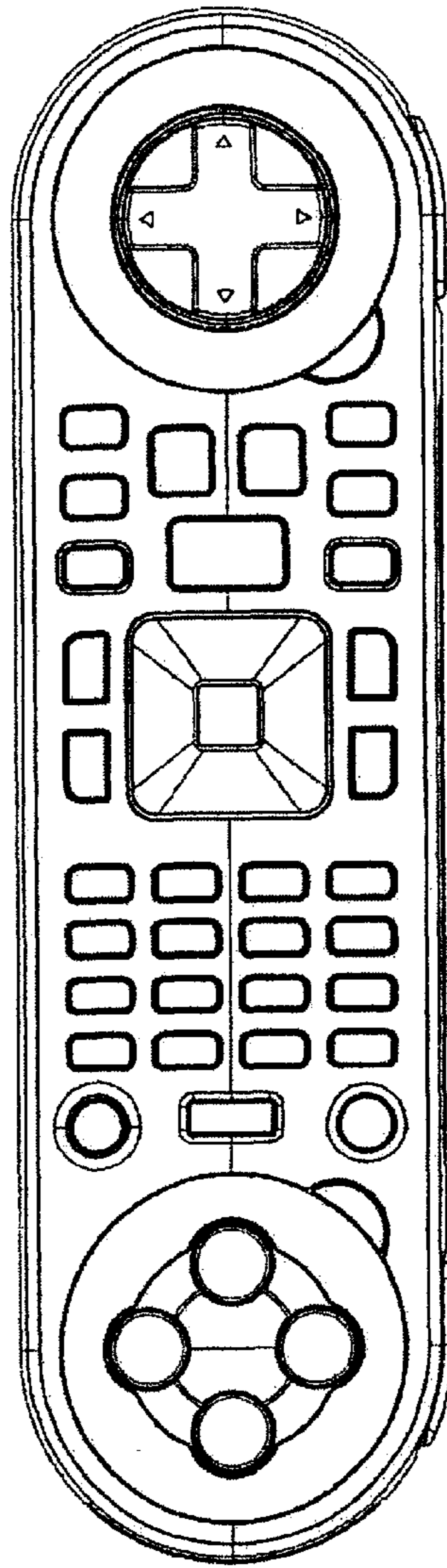


Fig. 1

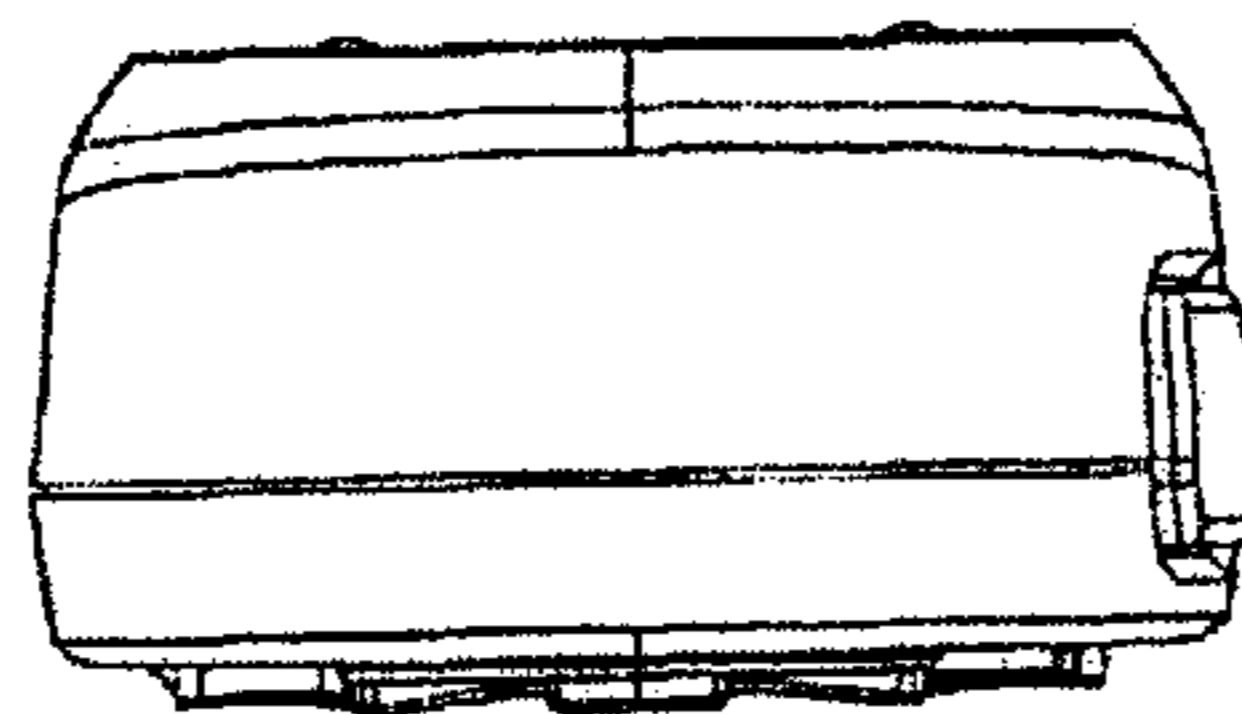


Fig. 2




Fig. 3

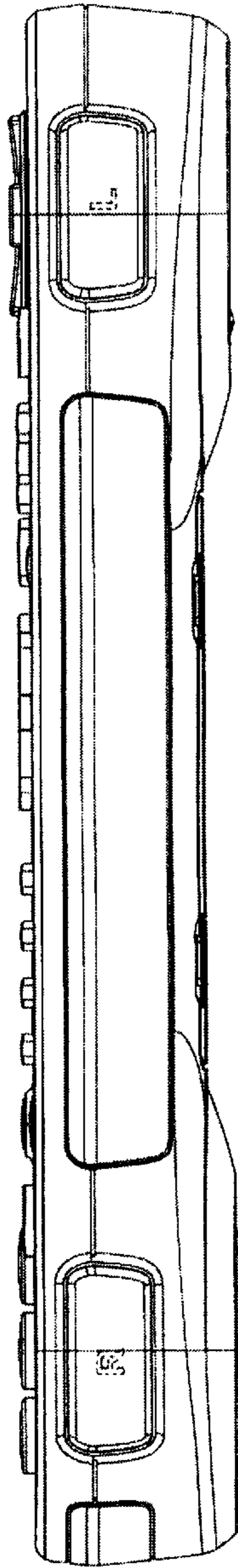


Fig. 4

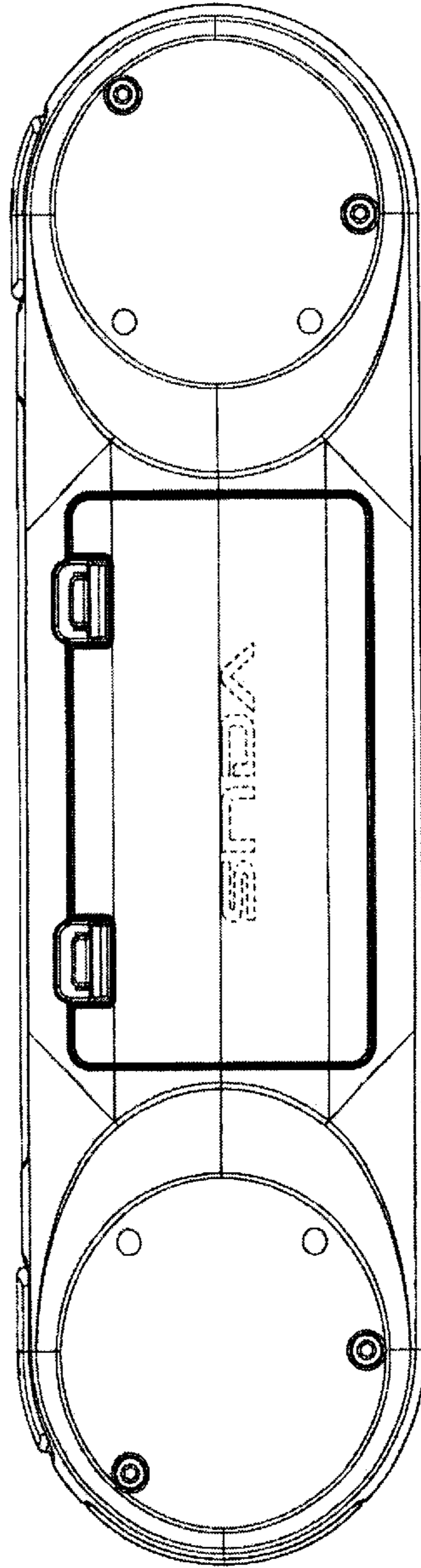


Fig. 5

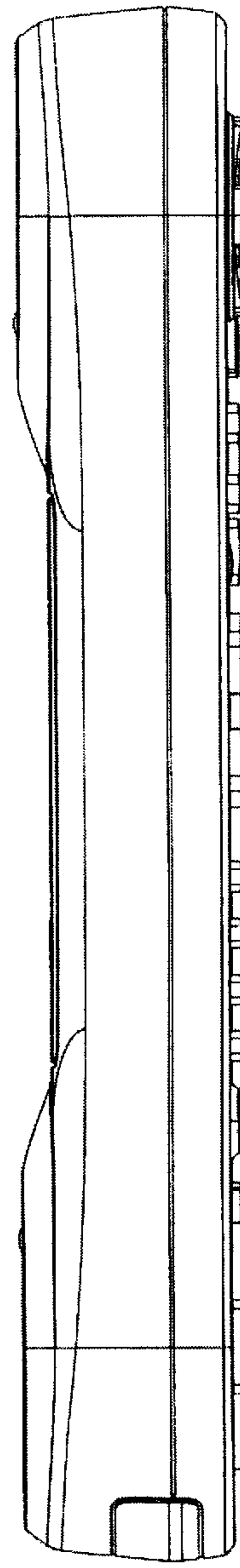


Fig. 6