



US00D519489S

(12) **United States Design Patent**
Joseph

(10) **Patent No.:** **US D519,489 S**

(45) **Date of Patent:** **** Apr. 25, 2006**

(54) **PAGING DEVICE**

(76) **Inventor:** **Richard Joseph**, 6607 Hearne Rd. #92,
Cincinnati, OH (US) 45248

(**) **Term:** **14 Years**

(21) **Appl. No.:** **29/226,267**

(22) **Filed:** **Mar. 26, 2005**

(51) **LOC (8) Cl.** **14-03**

(52) **U.S. Cl.** **D14/191**

(58) **Field of Classification Search** D14/138,
D14/155, 159, 168, 188, 191, 201, 248, 265;
455/344-347, 128, 90.2, 90.3; 340/7.1, 311.2,
340/7.21-7.29, 7.2, 825.25, 539.11
See application file for complete search history.

(56) **References Cited**

U.S. PATENT DOCUMENTS

2,941,161	A	*	6/1960	Scantlin	331/149
5,214,794	A	*	5/1993	Van Wijnen	455/351
5,537,678	A	*	7/1996	King et al.	340/7.63
D397,691	S	*	9/1998	Dixon	D14/191
D402,292	S	*	12/1998	Scheid et al.	D14/191
5,859,594	A	*	1/1999	King et al.	340/7.55

D409,196	S	*	5/1999	Wicks	D14/191
6,205,323	B1	*	3/2001	Mayo, Jr.	340/7.22
D445,777	S	*	7/2001	Scalisi	D14/191
D506,209	S	*	6/2005	Leong	D14/496

* cited by examiner

Primary Examiner—Prabhakar Deshmukh

(74) *Attorney, Agent, or Firm*—Gallagher & Dawsey Co.,
LPA

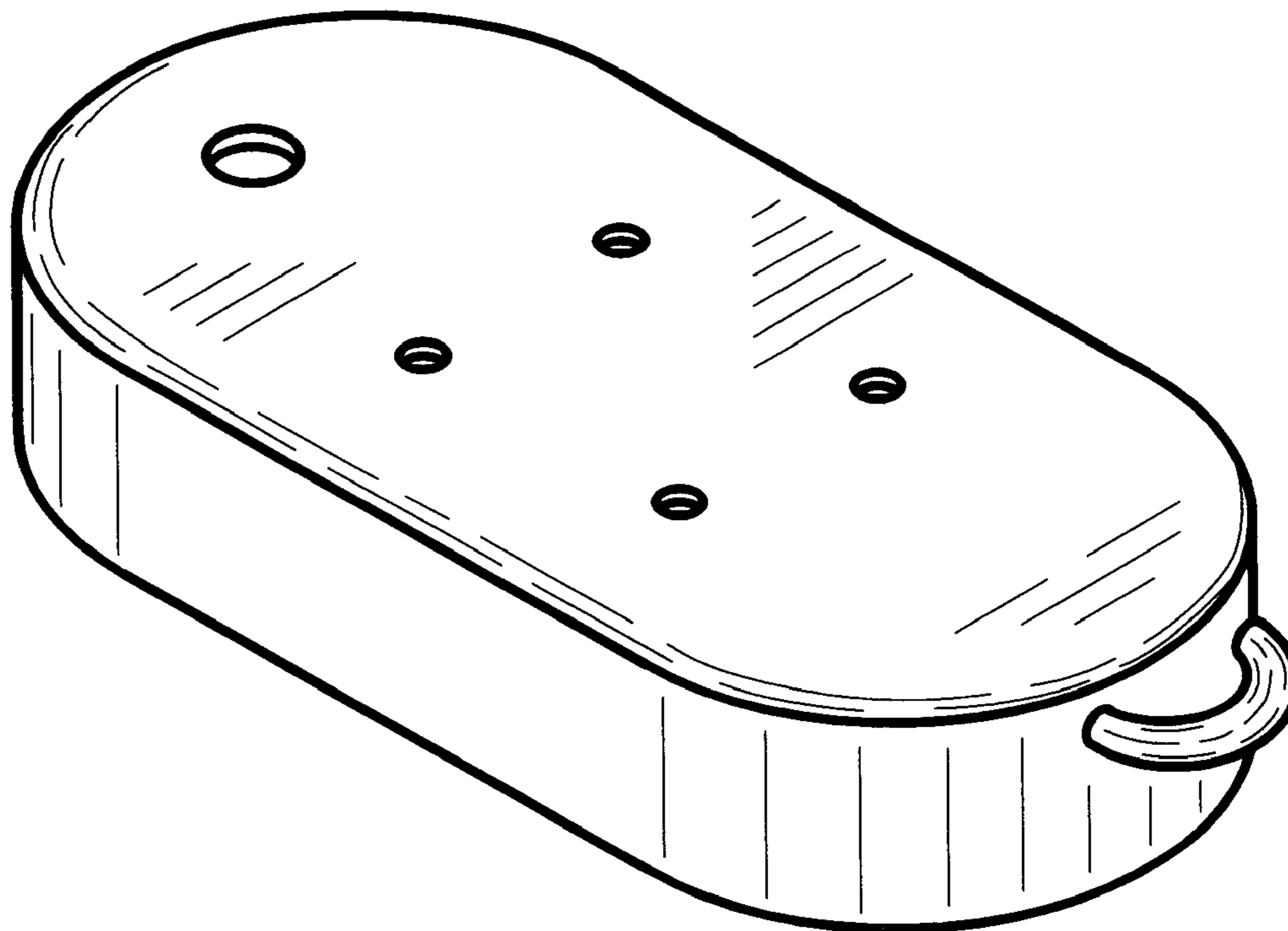
(57) **CLAIM**

The ornamental design for a paging device, as shown.

DESCRIPTION

FIG. 1 is a perspective view of a paging device showing my new design;
FIG. 2 is a perspective view of a paging device showing my new design rotated 180 degrees from that FIG. 1;
FIG. 3 is a top plan view thereof;
FIG. 4 is a bottom plan view thereof;
FIG. 5 is a front elevation view thereof;
FIG. 6 is a rear elevation view thereof;
FIG. 7 is a right side elevation view thereof; and,
FIG. 8 is a left side elevation view thereof.

1 Claim, 3 Drawing Sheets



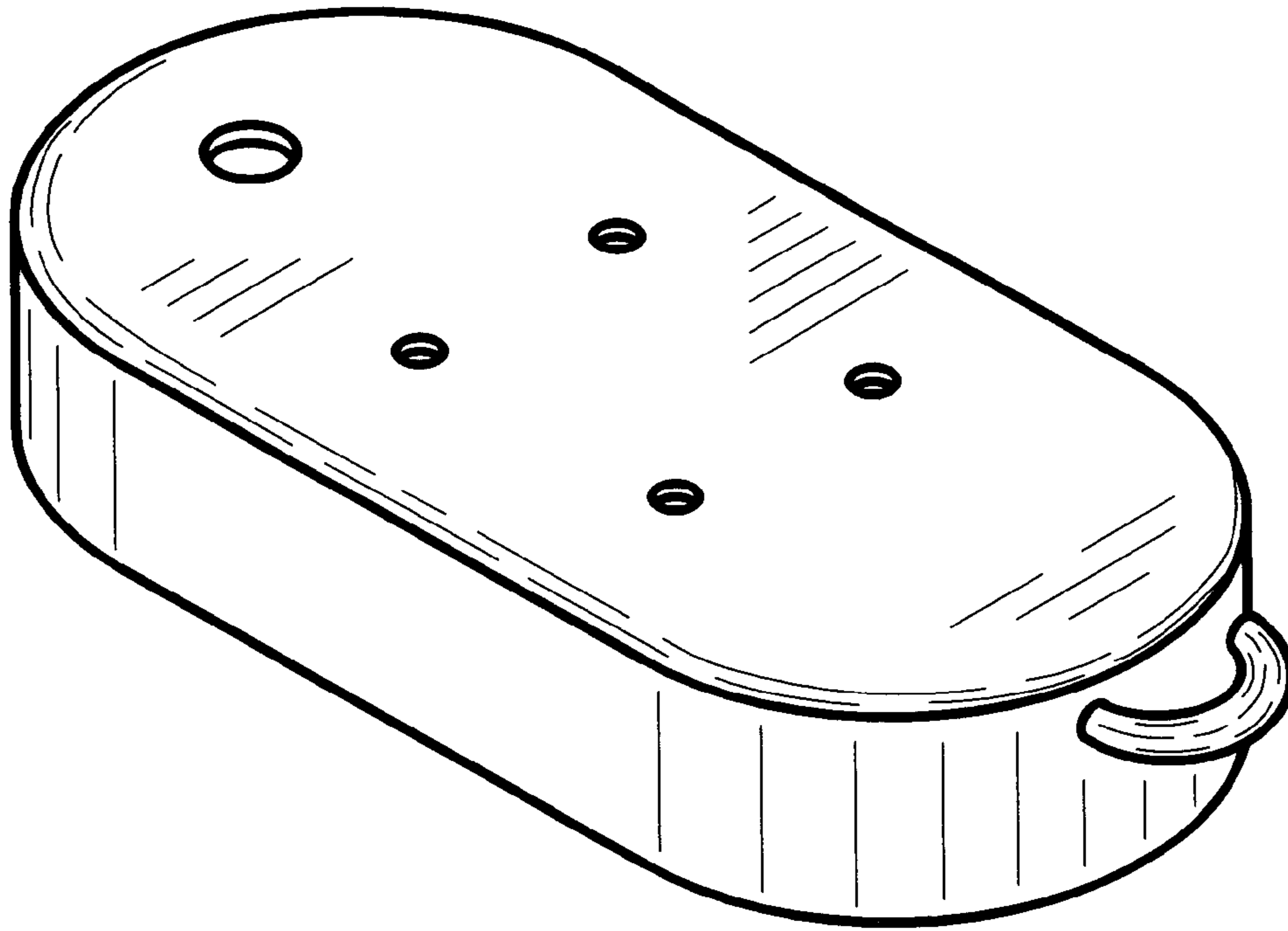


FIG. 1

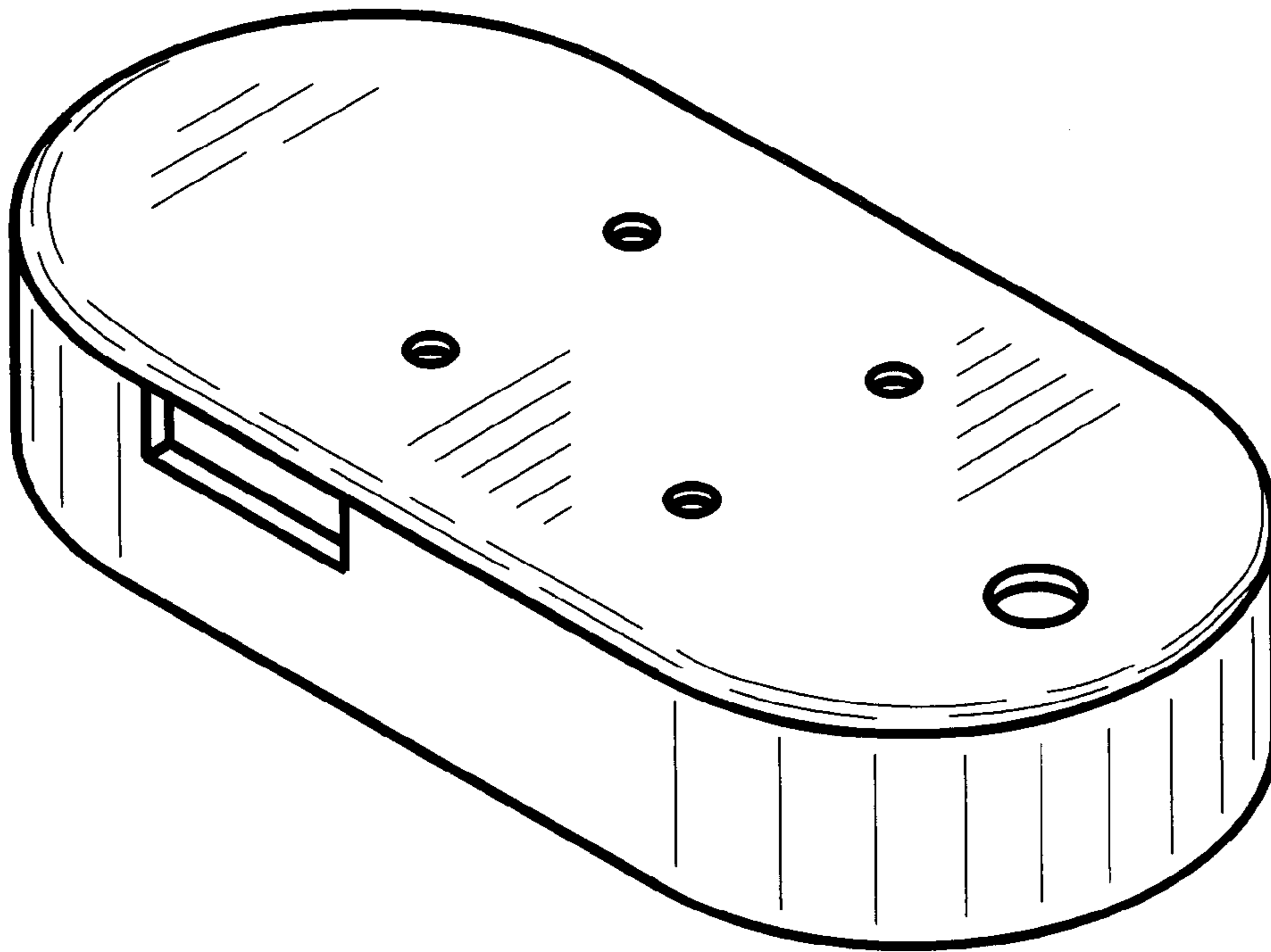


FIG. 2

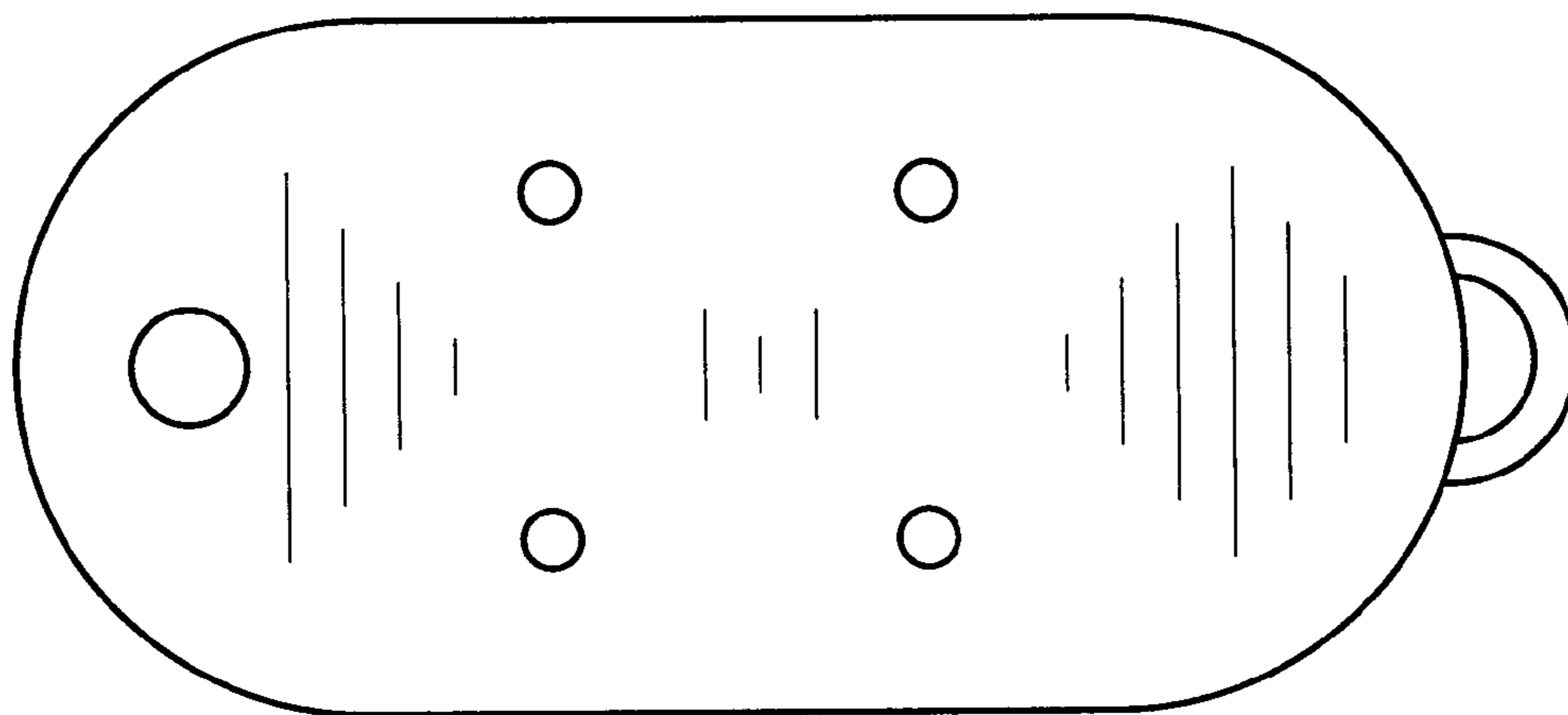


FIG. 3




FIG. 4




FIG. 5

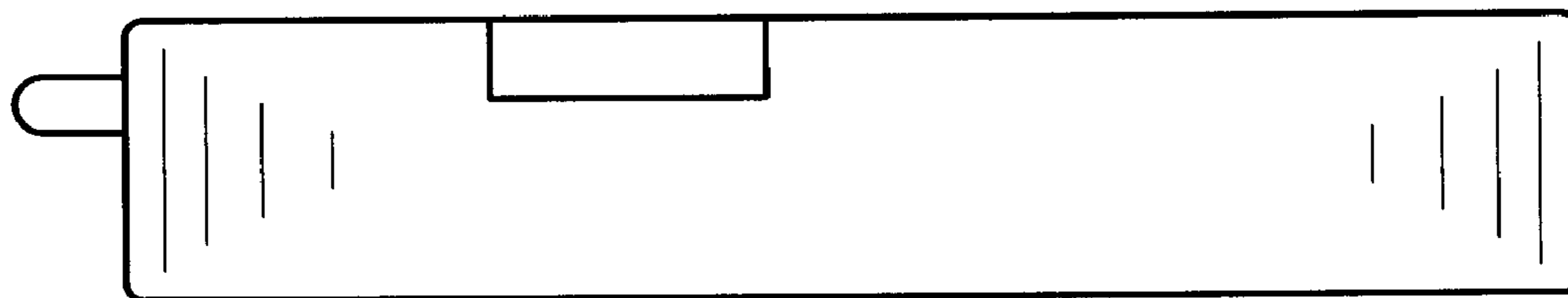


FIG. 6

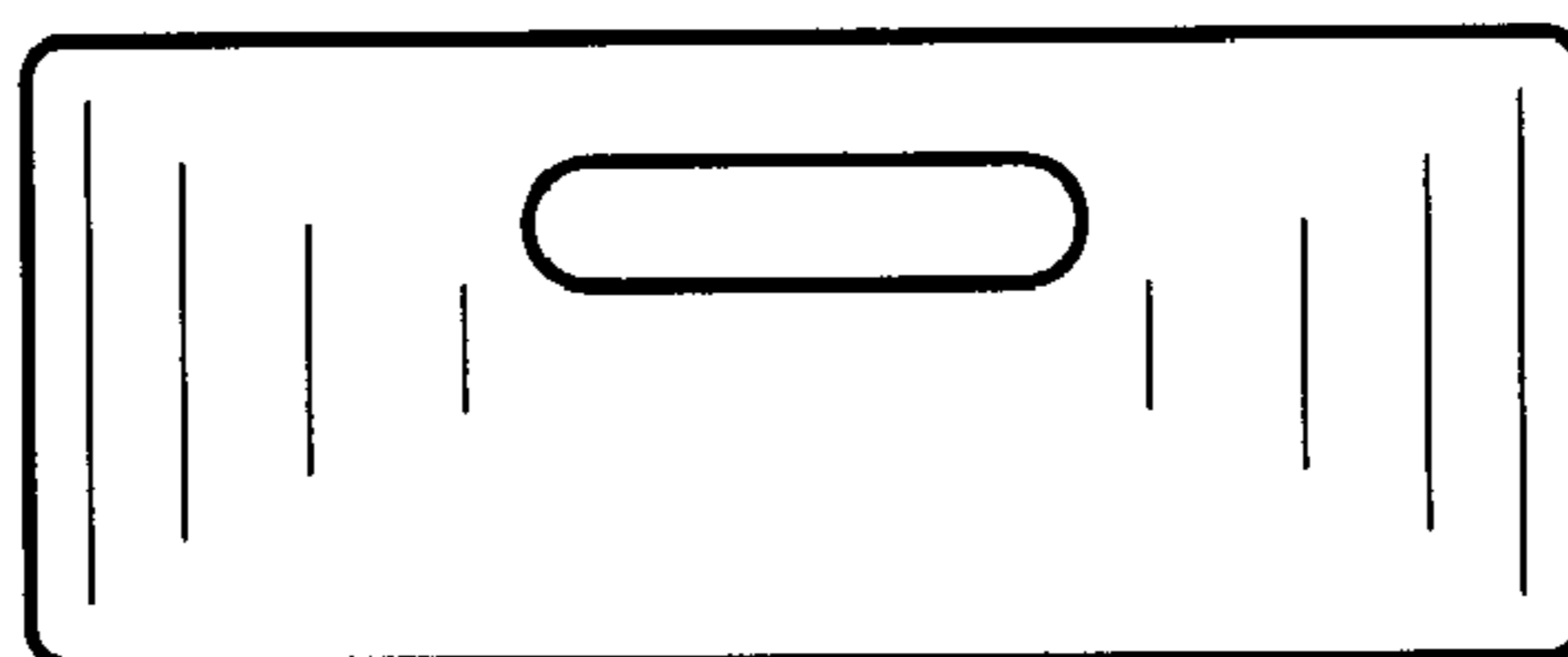


FIG. 7




FIG. 8