

US00D519488S

(12) **United States Design Patent**  
**So**

(10) **Patent No.:** **US D519,488 S**

(45) **Date of Patent:** **\*\* Apr. 25, 2006**

(54) **FLEXI-SHAPED RADIO**

D482,017 S \* 11/2003 Ducreux ..... D14/188  
D488,799 S \* 4/2004 Moore ..... D14/188

(75) Inventor: **Man So, Kwai Chung (HK)**

\* cited by examiner

(73) Assignee: **Charmtoy Limited, Kwai Chung (HK)**

*Primary Examiner*—Prabhakar Deshmukh

(\*\*) Term: **14 Years**

(74) *Attorney, Agent, or Firm*—Raymond Y. Chan; David and Raymond

(21) Appl. No.: **29/210,585**

(57) **CLAIM**

(22) Filed: **Aug. 3, 2004**

The ornamental design for a flexi-shaped radio, as shown.

(30) **Foreign Application Priority Data**

**DESCRIPTION**

Jul. 29, 2004 (HK) ..... 0410702

(51) **LOC (8) Cl.** ..... **14-03**

FIG. 1 is a front perspective view showing my new design.

(52) **U.S. Cl.** ..... **D14/189; D14/192; D14/188**

FIG. 2 is a rear perspective view thereof.

(58) **Field of Classification Search** ..... D14/167–171,  
D14/193–198, 188, 217; 455/90, 100, 128,  
455/129, 344–351

FIG. 3 is a front view thereof.

FIG. 4 is a rear view thereof.

FIG. 5 is a left end view thereof.

FIG. 6 is a right end view thereof.

FIG. 7 is a top view thereof.

FIG. 8 is a bottom view thereof.

FIG. 9 is a top view showing the extended antenna thereof.

FIG. 10 is a right view showing the extended antenna thereof.

See application file for complete search history.

(56) **References Cited**

**U.S. PATENT DOCUMENTS**

D179,445 S \* 12/1956 Eaton ..... D14/195  
D323,166 S \* 1/1992 Hino et al. .... D14/195  
5,276,916 A \* 1/1994 Pawlish et al. .... 455/575.1  
D384,957 S \* 10/1997 Lee ..... D14/171  
D419,157 S \* 1/2000 Haney ..... D14/192  
6,127,933 A \* 10/2000 Ohmura et al. .... 340/636.1  
D444,139 S \* 6/2001 Chan ..... D14/189  
D477,585 S \* 7/2003 Chen ..... D14/188

FIG. 11 is a front view showing the extended antenna thereof.

FIG. 12 is a left view showing the extended antenna thereof; and,

FIG. 13 is a rear view showing the extended antenna thereof.

**1 Claim, 5 Drawing Sheets**





FIG. 1




FIG. 2




FIG.3




FIG.4



FIG. 5




FIG. 6




FIG. 7




FIG. 9




FIG. 8

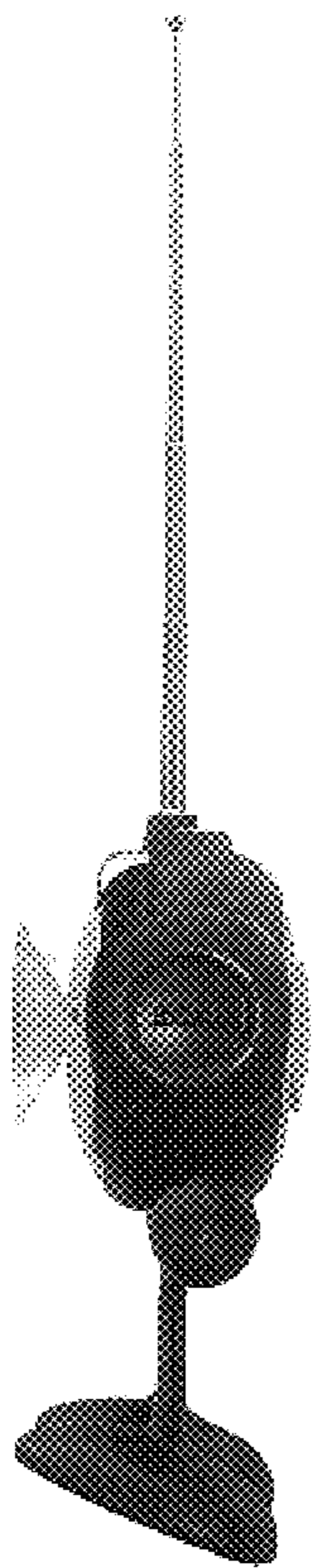


FIG. 10




FIG. 11




FIG. 12




FIG. 13