



US00D519446S

(12) **United States Design Patent**  
**Helin**

(10) **Patent No.:** **US D519,446 S**

(45) **Date of Patent:** **\*\* Apr. 25, 2006**

(54) **DESKTOP CHARGER/DESKTOP STAND**

(75) **Inventor:** **Totti Helin, Helsinki (FI)**

(73) **Assignee:** **Nokia Corporation, Espoo (FI)**

(\*\*) **Term:** **14 Years**

(21) **Appl. No.:** **29/211,539**

(22) **Filed:** **Aug. 18, 2004**

(30) **Foreign Application Priority Data**

Feb. 19, 2004 (FI) ..... M20040024

(51) **LOC (8) Cl.** ..... **13-02**

(52) **U.S. Cl.** ..... **D13/107**

(58) **Field of Classification Search** ..... D13/107-110,  
D13/118-119, 184; D14/251, 253, 432, 434;  
D16/219, 237, 242; 320/107-115

See application file for complete search history.

(56) **References Cited**

**U.S. PATENT DOCUMENTS**

D301,456 S	*	6/1989	Siddoway	.....	D13/107
D345,728 S	*	4/1994	Tyneski et al.	.....	D13/108
D361,979 S	*	9/1995	Shirakawa et al.	.....	D13/108
D368,892 S	*	4/1996	Tanaka	.....	D13/108
D404,753 S	*	1/1999	Mascarenas et al.	.....	D16/242
D406,099 S	*	2/1999	Ng et al.	.....	D13/107
D409,563 S	*	5/1999	Haase et al.	.....	D13/107
D417,430 S	*	12/1999	Ko	.....	D13/107

D426,808 S	*	6/2000	Hsiao	.....	D13/107
D453,920 S	*	2/2002	Greene	.....	D13/108
D456,005 S	*	4/2002	Jokinen	.....	D13/108
D458,266 S	*	6/2002	Herath	.....	D14/434
D459,299 S	*	6/2002	Hughes et al.	.....	D13/108
D463,361 S	*	9/2002	Ruohonen	.....	D13/108
D469,439 S	*	1/2003	Bradley	.....	D14/434
D474,735 S	*	5/2003	Lee	.....	D13/108
D474,736 S	*	5/2003	Sagawa	.....	D13/108

\* cited by examiner

*Primary Examiner*—Alan P. Douglas

*Assistant Examiner*—Rosemary K. Tarcza

(74) *Attorney, Agent, or Firm*—Banner & Witcoff, Ltd.

(57) **CLAIM**

The ornamental design for a desktop charger/desktop stand, thereof, as shown and described.

**DESCRIPTION**

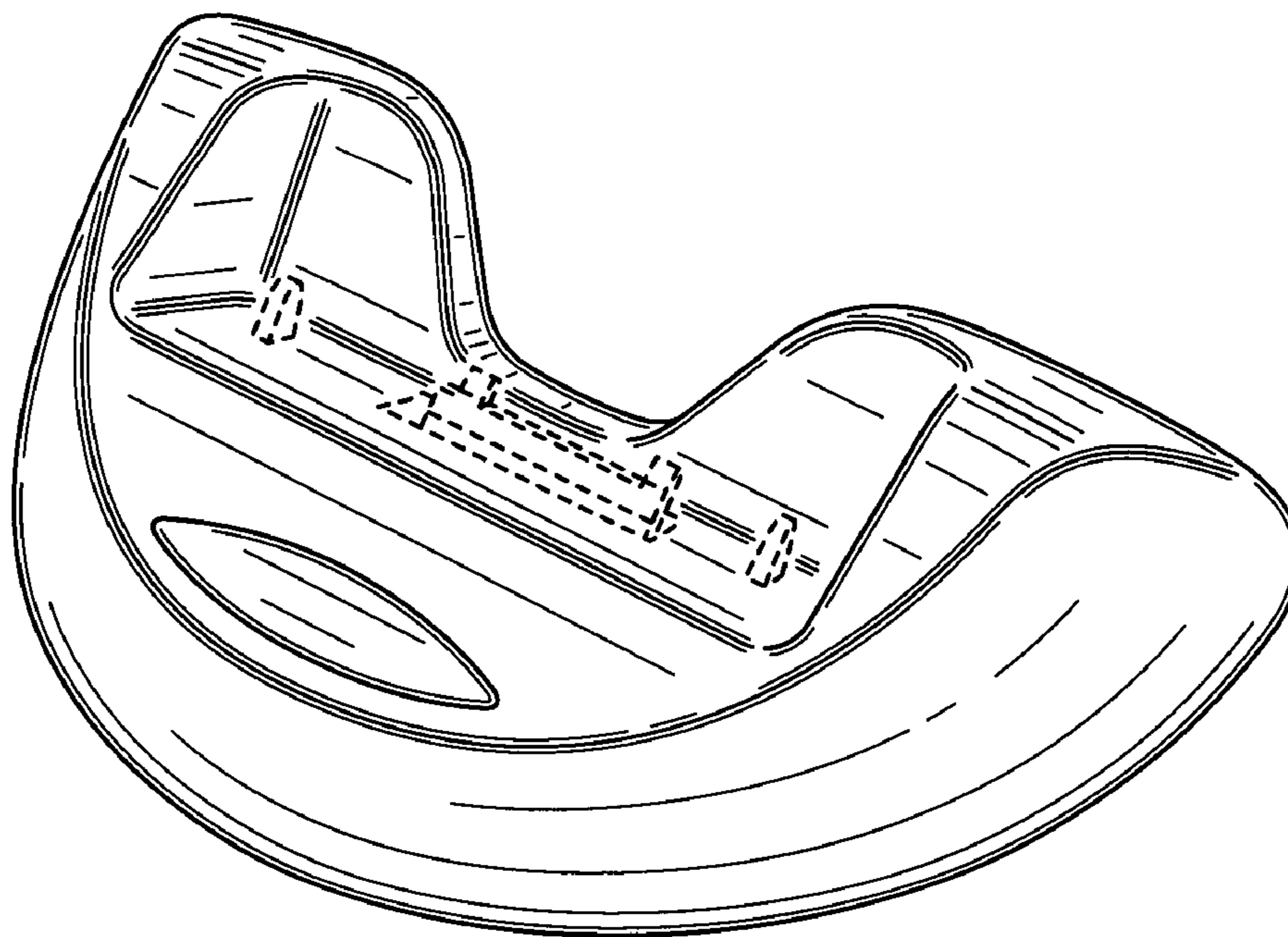
FIG. 1 is a perspective top-front view showing my new design;

FIG. 2 is a top view thereof; and,

FIG. 3 is a perspective top-rear view in an open position thereof.

The unshown regions of the desktop charger/desktop stand form no part of the claimed design. The broken line showing of the connector interfacing regions is for illustrative purposes only and forms no part of the claimed design.

**1 Claim, 2 Drawing Sheets**



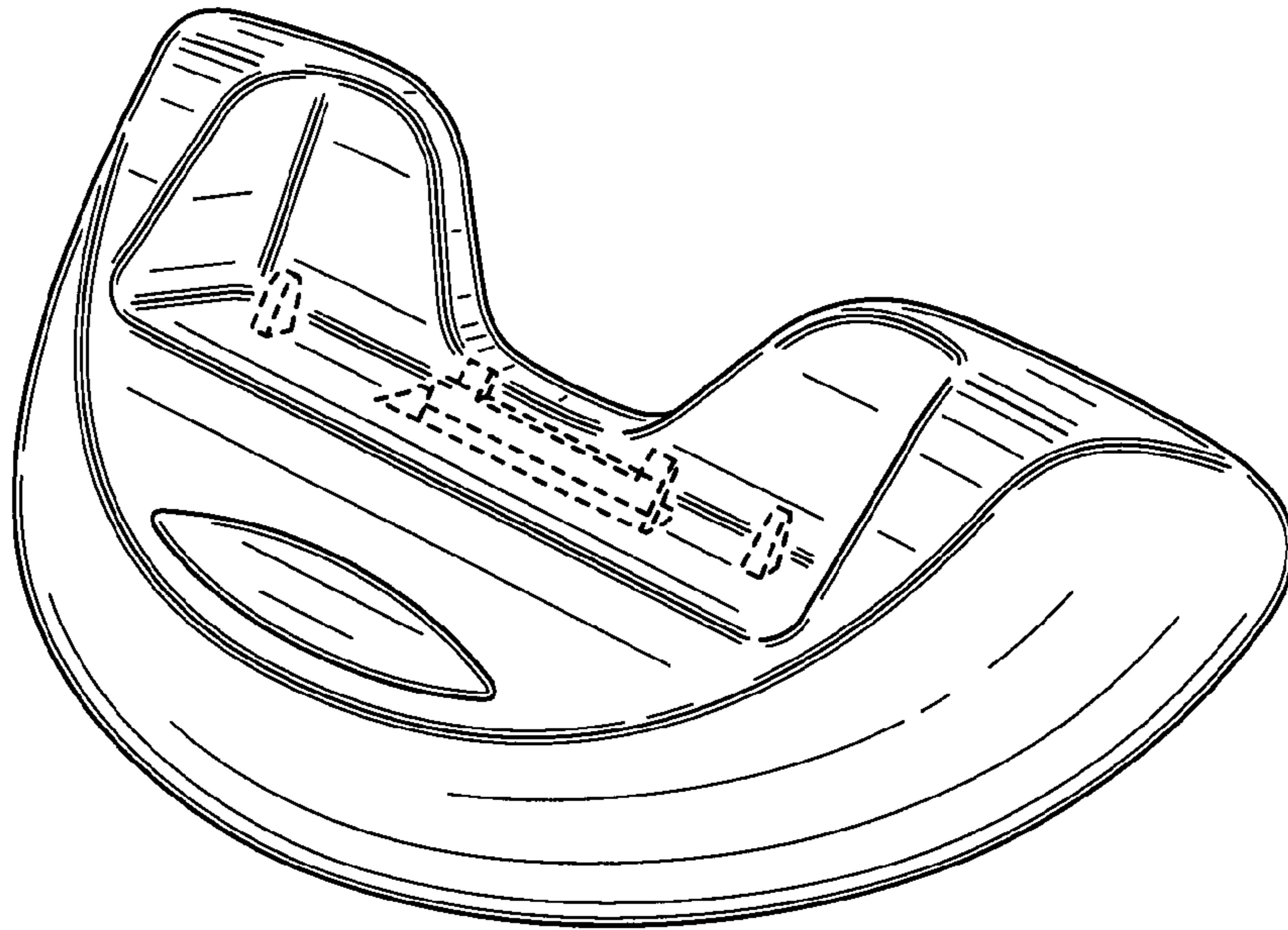


FIG. 1

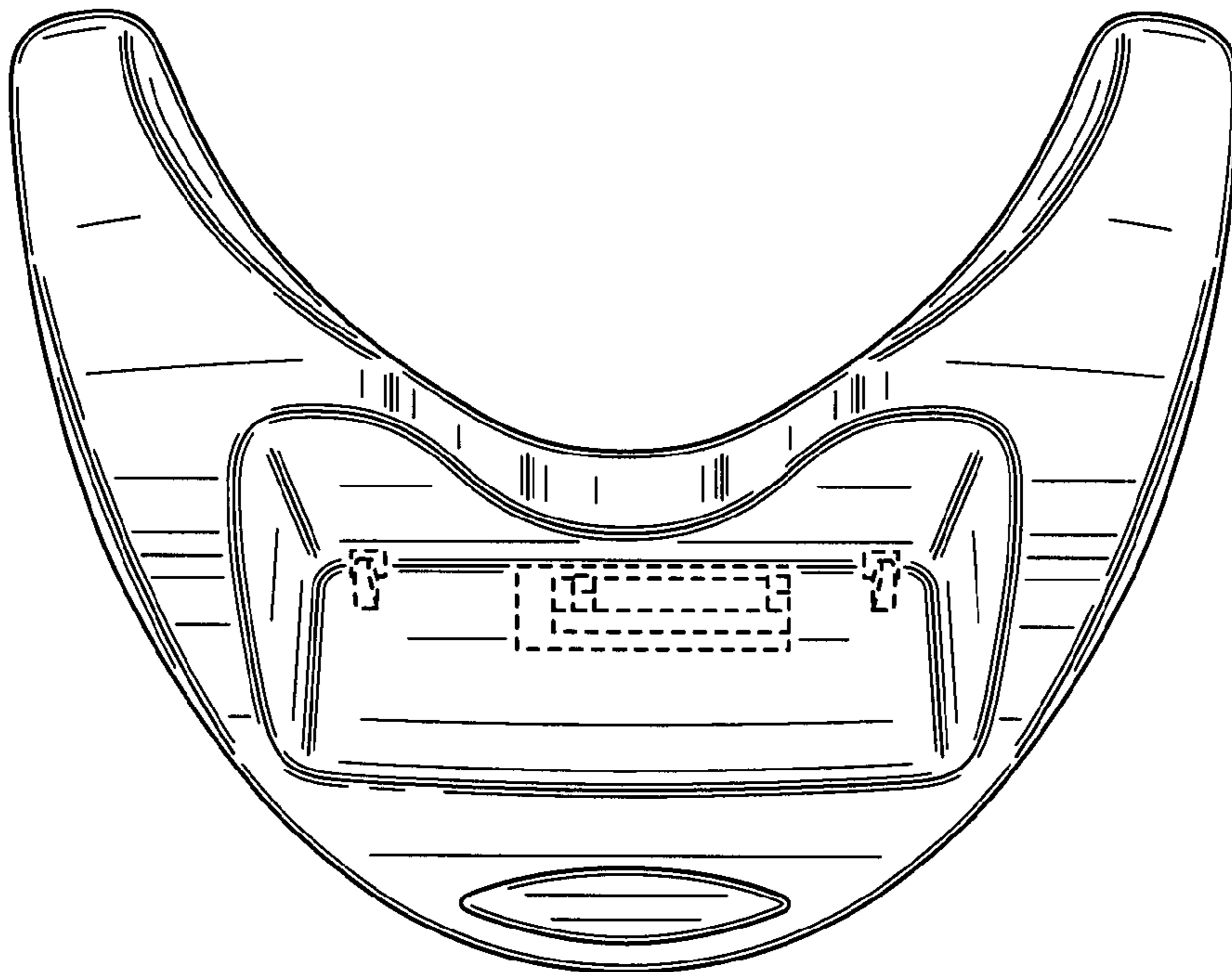


FIG. 2

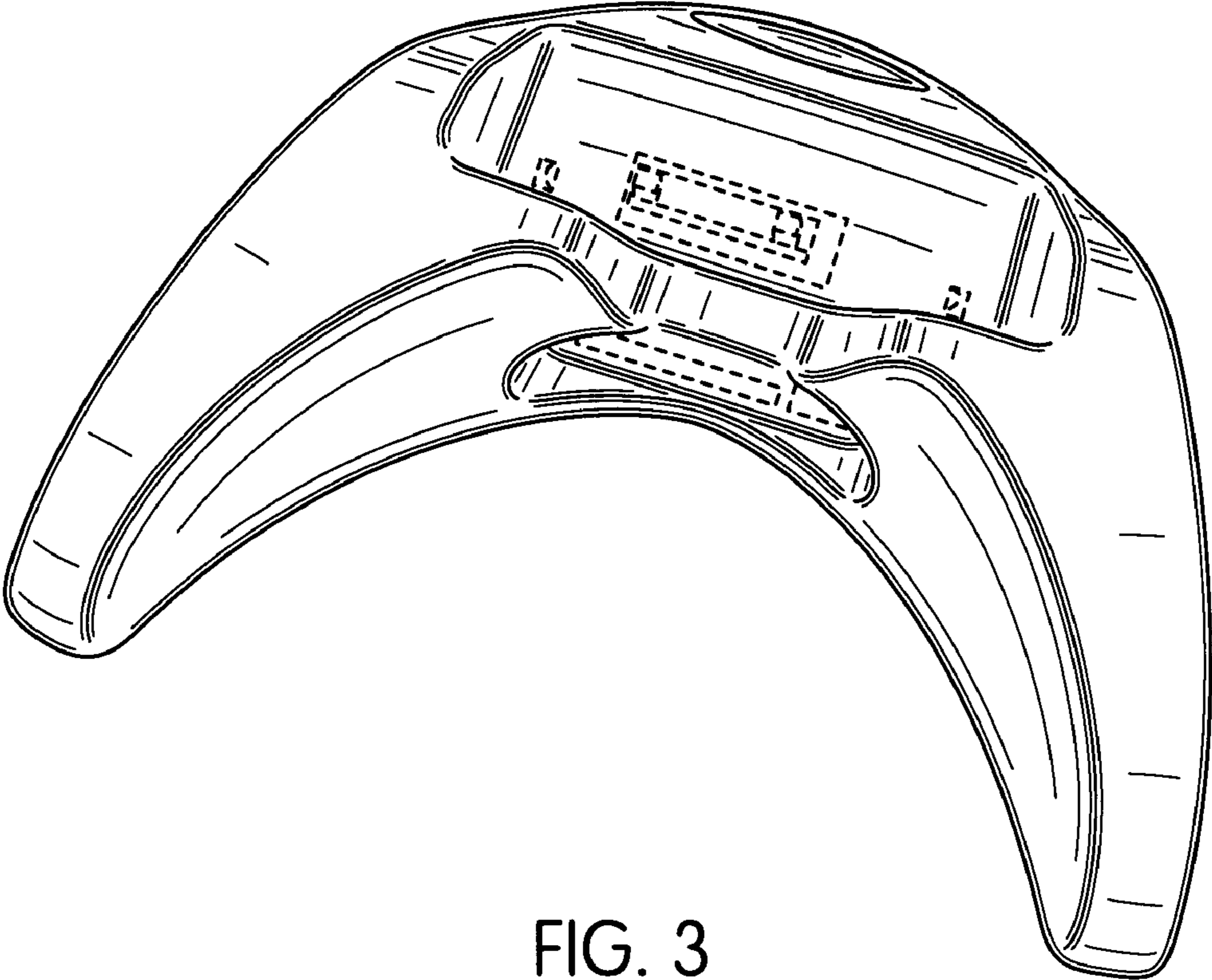


FIG. 3