



US00D519444S

(12) **United States Design Patent**
Mascolo

(10) **Patent No.:** **US D519,444 S**

(45) **Date of Patent:** **** Apr. 25, 2006**

(54) **SIDE AND END DEFLECTOR FOR SOLAR PANEL**

2004/0128923 A1 * 7/2004 Moulder et al. 52/173.1

OTHER PUBLICATIONS

(75) Inventor: **Gianluigi Mascolo**, Alameda, CA (US)

Daniel S. Shugar et al., U.S. Appl. No. 29/180,315, filed Apr. 22, 2003.

(73) Assignee: **PowerLight Coporation**, Berkeley, CA (US)

* cited by examiner

(**) Term: **14 Years**

Primary Examiner—Stella Reid
Assistant Examiner—Daniel Bui

(21) Appl. No.: **29/227,832**

(74) *Attorney, Agent, or Firm*—James F. Hann; Haynes Beffel & Welfeld LLP

(22) Filed: **Apr. 15, 2005**

(57) **CLAIM**

(51) **LOC (8) Cl.** **13-02**

The ornamental design for a side and end deflector for solar panel, as shown and described.

(52) **U.S. Cl.** **D13/102**

(58) **Field of Classification Search** D13/101–107,
D13/118, 184, 199; 136/244, 251, 291
See application file for complete search history.

DESCRIPTION

(56) **References Cited**

Side and end deflectors for solar panel made according to the invention are typically used along the sloped side and along the raised back end of a sloped solar panel at the end of a row of sloped solar panels.

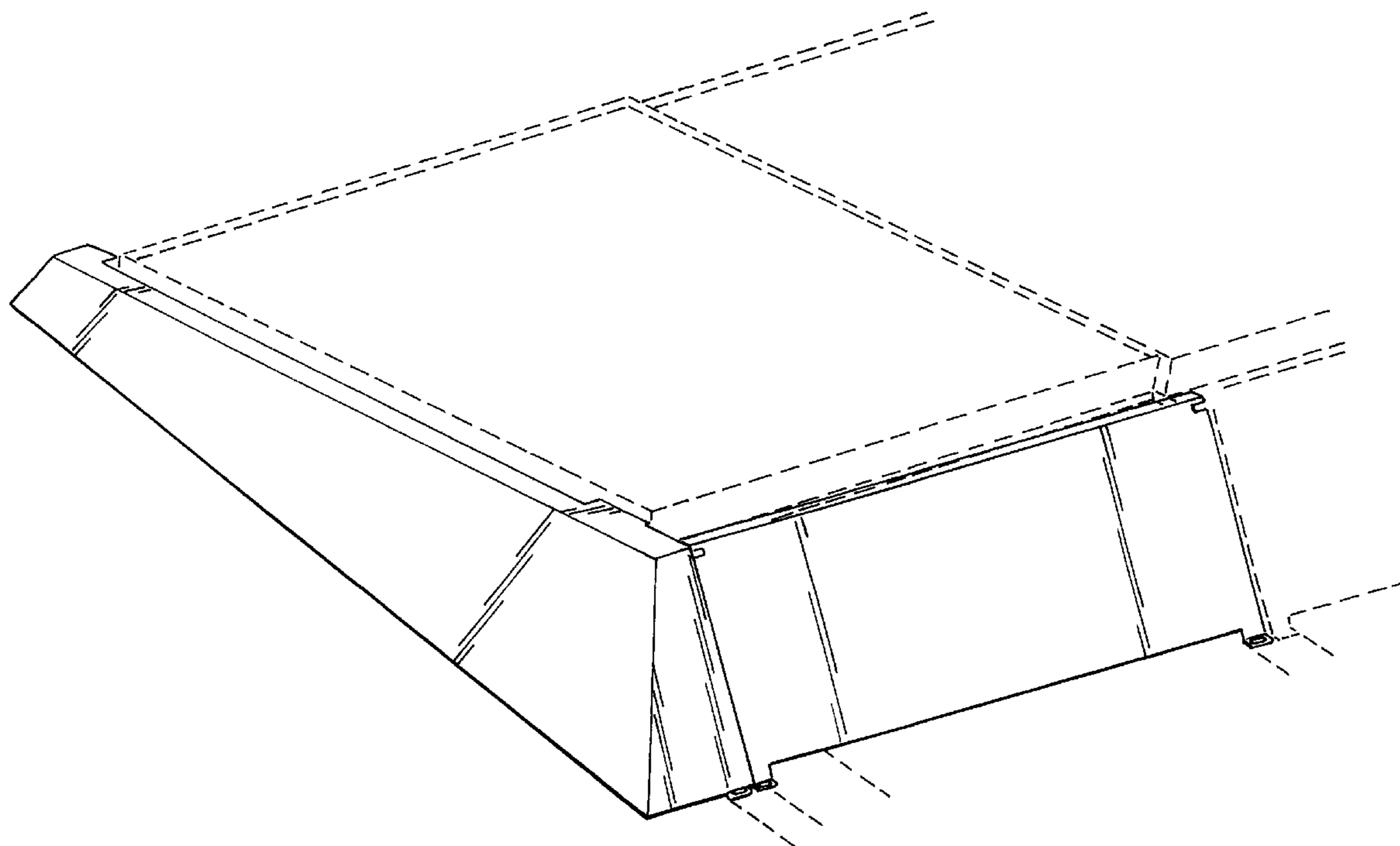
U.S. PATENT DOCUMENTS

D244,537 S	*	5/1977	Riley	D13/102
D244,606 S	*	6/1977	Riley	D13/102
D256,840 S	*	9/1980	Katz	D13/102
D288,956 S	*	3/1987	Wadleigh	D13/102
5,746,839 A		5/1998	Dinwoodie		
5,951,785 A	*	9/1999	Uchihashi et al.	136/251
6,534,703 B1	*	3/2003	Dinwoodie	136/251
6,570,084 B1		5/2003	Dinwoodie		
6,809,251 B1		10/2004	Dinwoodie		
2004/0007260 A1		1/2004	Dinwoodie		

FIG. 1 is a top, front, right side isometric view of side and end deflectors for solar panel showing my new design; FIG. 2 is a front elevational view thereof; FIG. 3 is a right side elevational view thereof; FIG. 4 is a left side elevational view thereof; and, FIG. 5 is top plan view thereof.

The broken line showing of the environment is for illustrative purposes only and forms no part of the claimed design.

1 Claim, 3 Drawing Sheets



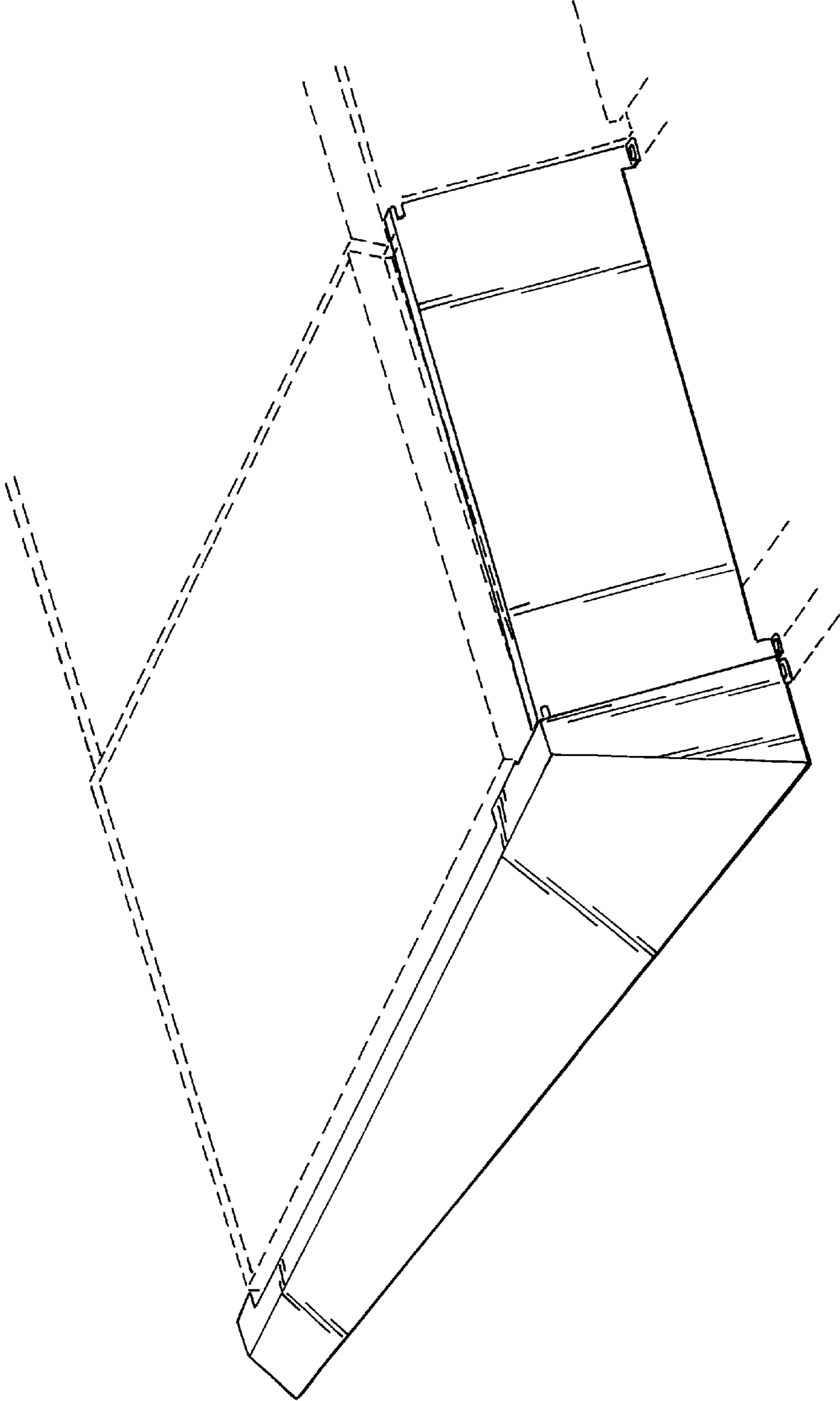


FIG. 1

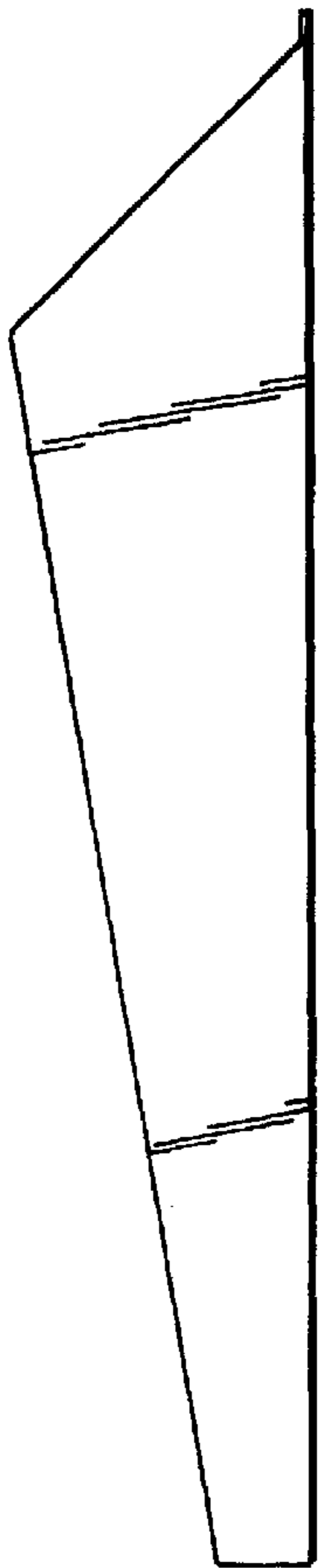


FIG. 2




FIG. 3




FIG. 4

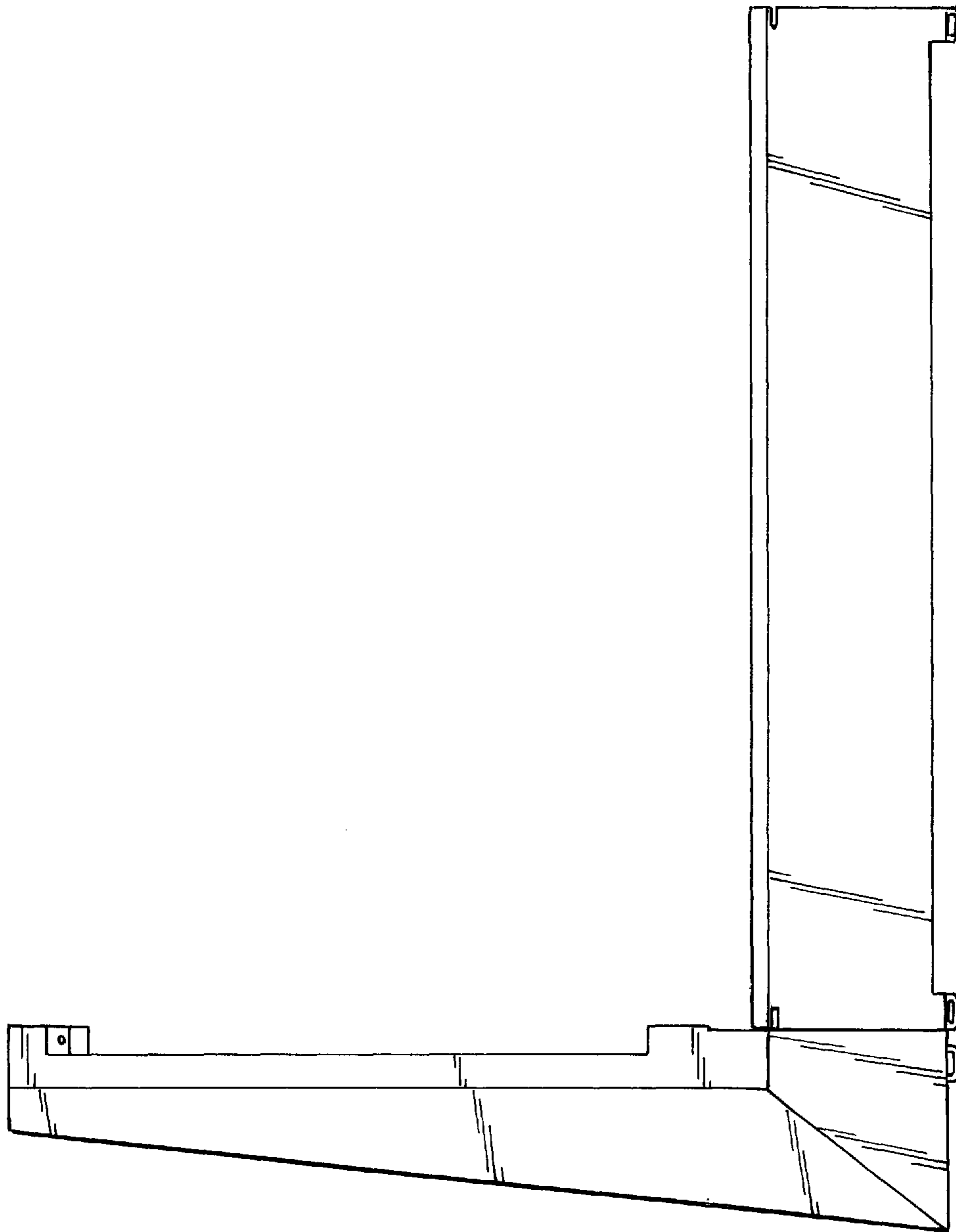


FIG. 5