



US00D519443S

(12) **United States Design Patent**
Saito et al.

(10) **Patent No.:** **US D519,443 S**

(45) **Date of Patent:** **** Apr. 25, 2006**

(54) **AUTOMOBILE TIRE**

D421,243 S * 2/2000 Cho et al. D12/587
D472,203 S * 3/2003 Endo et al. D12/587

(75) Inventors: **Hirotda Saito**, Kanagawa (JP);
Katsumi Hirose, Kanagawa (JP)

* cited by examiner

(73) Assignee: **The Yokohama Rubber Co., Ltd.**,
Tokyo (JP)

Primary Examiner—Robert M. Spear
(74) *Attorney, Agent, or Firm*—Rader, Fishman & Grauer
PLLC

(**) Term: **14 Years**

(57) **CLAIM**

(21) Appl. No.: **29/211,842**

The ornamental design for automobile tire, as shown and described.

(22) Filed: **Aug. 24, 2004**

DESCRIPTION

(30) **Foreign Application Priority Data**

Mar. 1, 2004 (JP) 2004-006120

(51) **LOC (8) Cl.** **12-15**

(52) **U.S. Cl.** **D12/587**

(58) **Field of Classification Search** D12/551,
D12/553, 555, 556, 586, 588, 590, 591, 600;
152/209.1, 209.9, 209.13, 209.25, 209.28,
152/455

See application file for complete search history.

FIG. 1 is a front view of an automobile tire, showing the new design, a rear view thereof, a top plan view thereof and a bottom plan view thereof appearing the same as the front view;

FIG. 2 is a right side view of the automobile tire;

FIG. 3 is a fragmentary front view, showing in enlargement the portion of 3—3 in FIG. 1; and,

FIG. 4 is a cross-sectional view, taken along line 4—4 and in the direction of arrows in FIG. 3.

The broken line showing of a sidewall and inner bead represents environmental structure and to define the bounds of the claim, and form no part of the claimed design.

The dash-dot-dash lines represent the peripheral boundary of the claimed design and form no part thereof.

(56) **References Cited**

U.S. PATENT DOCUMENTS

D384,617 S * 10/1997 Regallis et al. D12/590
D395,855 S * 7/1998 Horie et al. D12/587

1 Claim, 2 Drawing Sheets

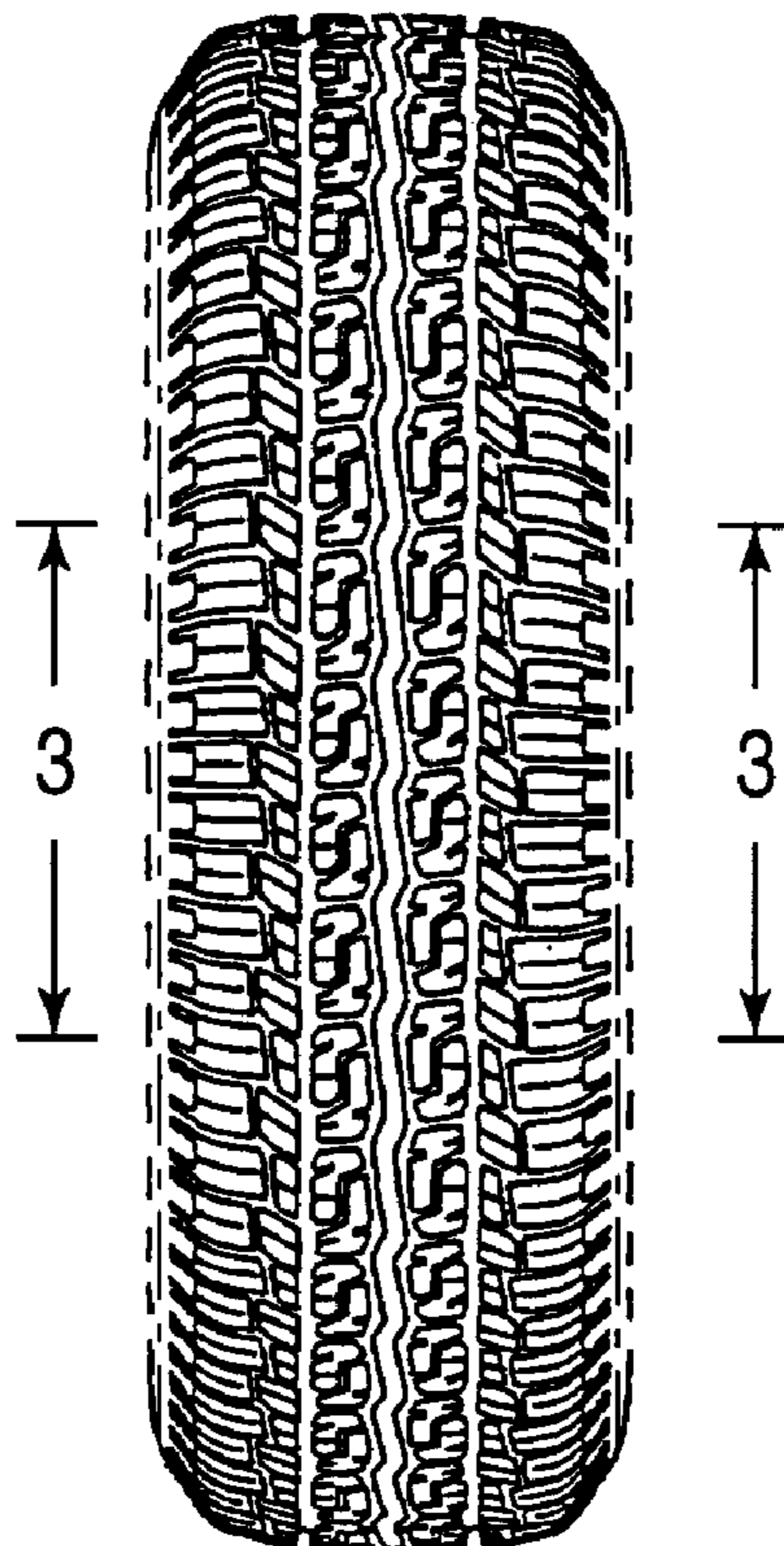


FIG. 1

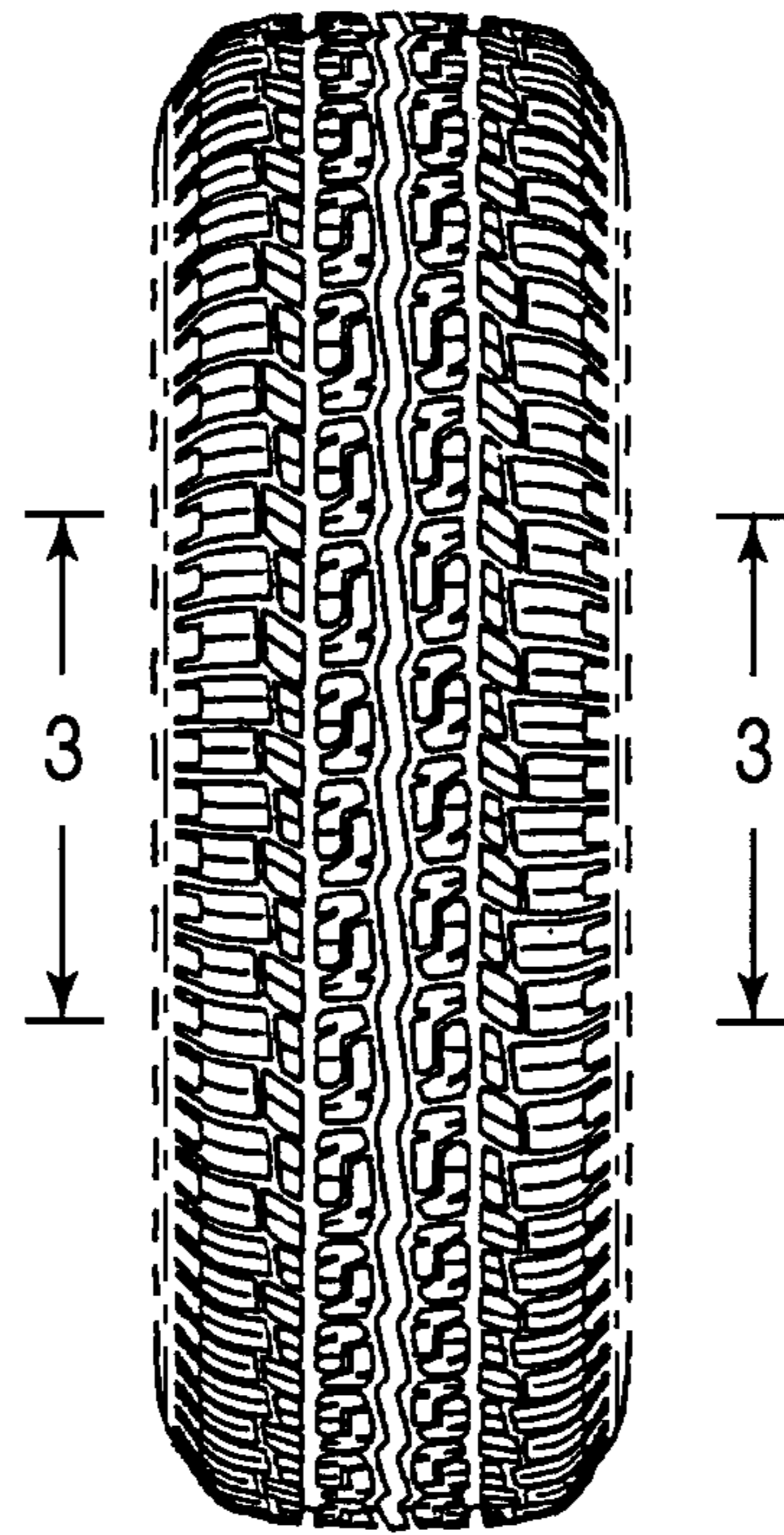


FIG. 2

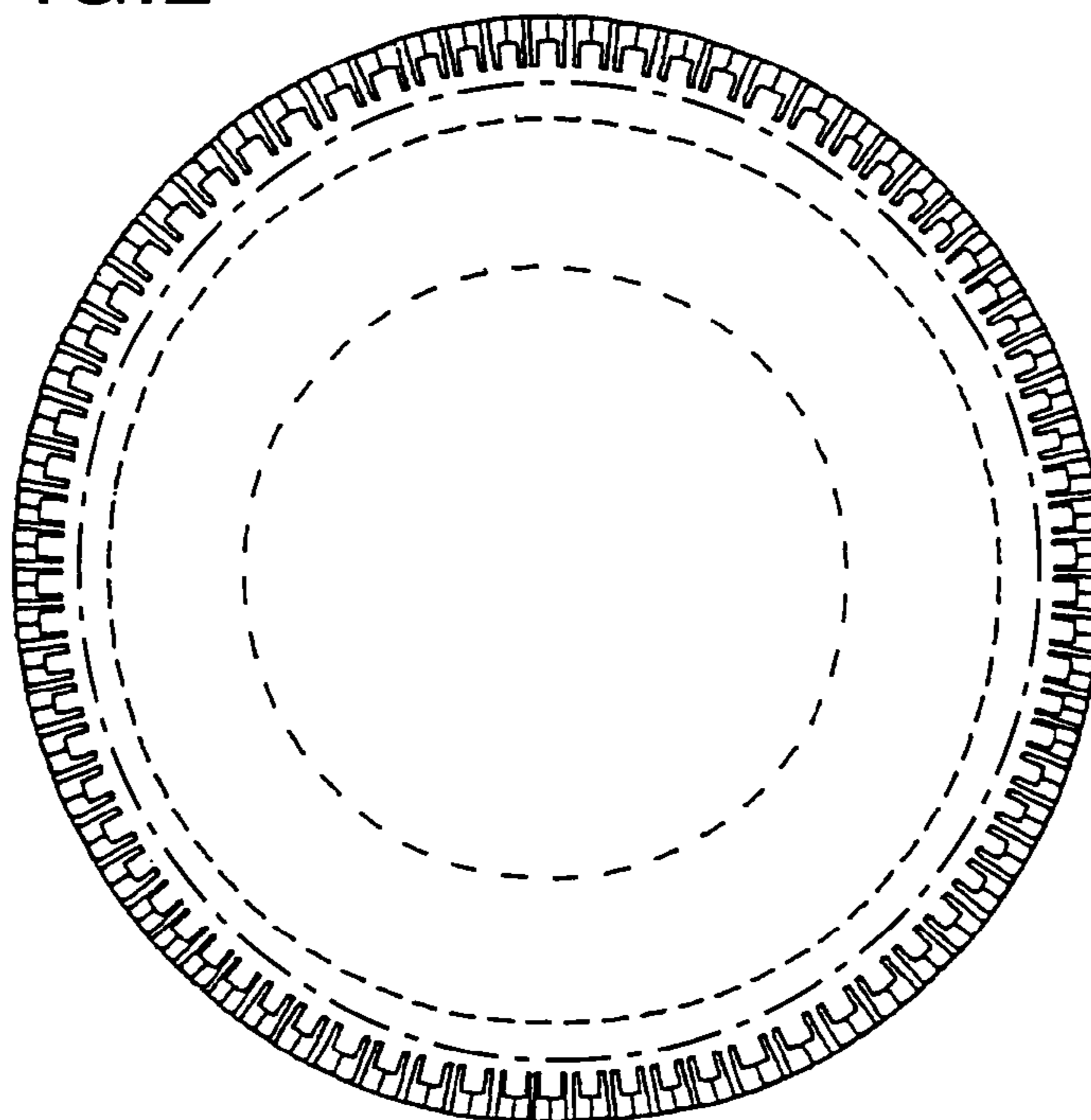


FIG.3

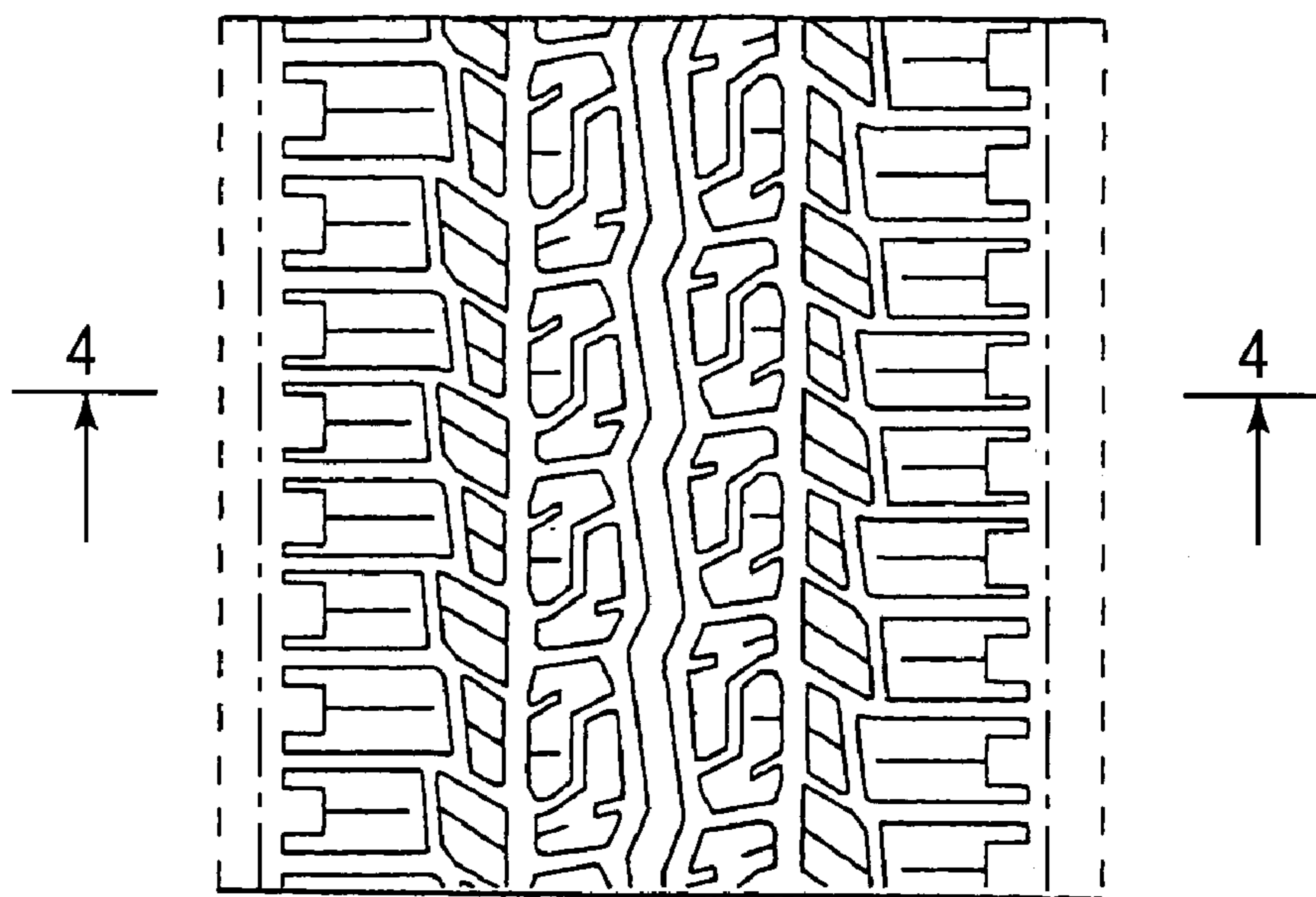


FIG.4

