



US00D519431S

(12) **United States Design Patent**
Francis

(10) **Patent No.:** **US D519,431 S**

(45) **Date of Patent:** **** Apr. 25, 2006**

(54) **CUSTOM DESIGN FOR ROTATING MEMBER**

(75) Inventor: **Kenneth A. Francis**, St. Louis, MO (US)

(73) Assignee: **Midwest Motorcycle Supply Distributers Corp.**, Arnold, MO (US)

(**) Term: **14 Years**

(21) Appl. No.: **29/193,713**

(22) Filed: **Nov. 12, 2003**

(51) **LOC (8) Cl.** **12-16**

(52) **U.S. Cl.** **D12/209**

(58) **Field of Classification Search** D12/204-213;
301/37.101, 64.101, 65
See application file for complete search history.

D465,759 S 11/2002 Leutz et al.
D476,939 S 7/2003 Francis
D496,318 S * 9/2004 Cheng D12/209
D496,622 S * 9/2004 Cheng D12/209
D500,276 S * 12/2004 Cheng D12/209

OTHER PUBLICATIONS

Wheel With "Retro Cross" Design, Bourget Bike Works, circa 2002.

Three-spoke wheel design by Ego Tripp Wheels, circa 2002.

Four-spoke wheel design by Ego Tripp Wheels, circa 2002.

* cited by examiner

Primary Examiner—Stacia Cadmus

(74) *Attorney, Agent, or Firm*—Thompson Coburn LLP

(57) **CLAIM**

The ornamental design for a custom design for rotating member, as shown and described.

(56) **References Cited**

U.S. PATENT DOCUMENTS

D256,456 S 8/1980 Blanchard
D256,576 S 8/1980 Koch
D256,795 S 9/1980 Blanchard
D256,910 S 9/1980 Patch
D267,563 S 1/1983 Hayashi
D286,869 S 11/1986 Hedlund
D432,482 S 10/2000 Hodges
D444,117 S 6/2001 Manton


DESCRIPTION

FIG. 1 is a front elevational view of a custom design for rotating member of the present invention showing my new design; and,

FIG. 2 is a perspective view of the custom design for rotating member of FIG. 1.

The broken lines shown in the Figures are intended to show environment, but form no part of the claimed design.

1 Claim, 1 Drawing Sheet



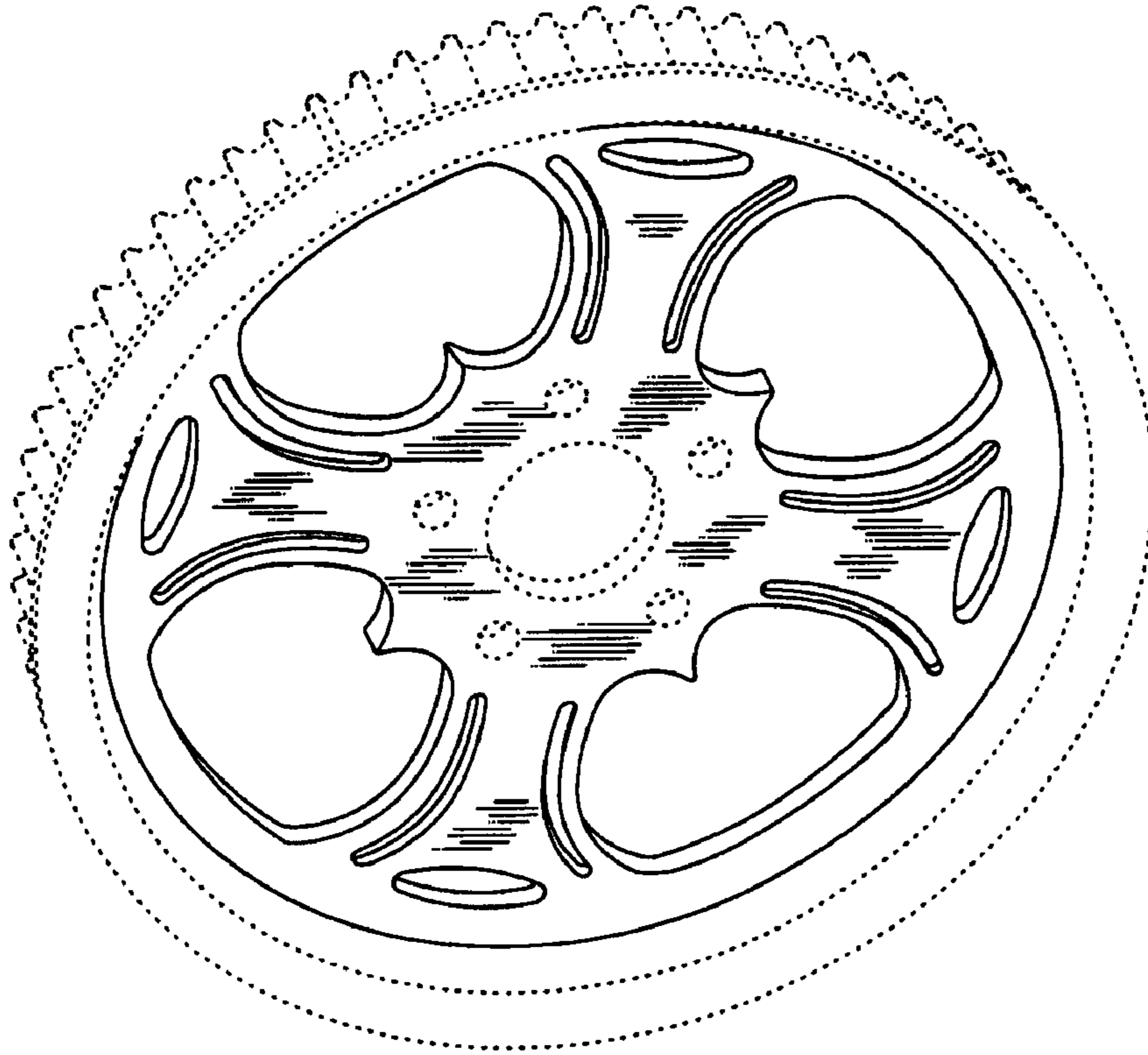


Figure 2




Figure 1