



US00D519419S

(12) **United States Design Patent**
Cheng et al.

(10) **Patent No.:** **US D519,419 S**
(45) **Date of Patent:** **** Apr. 25, 2006**

(54) **STROLLER**

(75) Inventors: **Huang-Yi Cheng**, Shueishang (TW);
Ho-Sheng Chen, Singang (TW); **Yung Shuen Lin**, Taibao (TW); **Chi Yung Lin**, Kaohsiung (TW)

(73) Assignee: **Link Treasure Limited**, Tortola (VG)

(**) Term: **14 Years**

(21) Appl. No.: **29/198,143**

(22) Filed: **Jan. 26, 2004**

(51) **LOC (8) Cl.** **12-12**

(52) **U.S. Cl.** **D12/129**

(58) **Field of Classification Search** D12/128-133;
280/30, 33, 42, 47, 47.36, 47.371, 642, 644,
280/647, 648, 649, 650

See application file for complete search history.

(56) **References Cited**

U.S. PATENT DOCUMENTS

D455,680 S * 4/2002 Huang D12/129

D463,332 S * 9/2002 Wu D12/129
D476,926 S * 7/2003 Chen D12/129
D480,994 S * 10/2003 Grohmann D12/129
D488,410 S * 4/2004 Kassai et al. D12/129

* cited by examiner

Primary Examiner—Marcus A. Jackson

(74) *Attorney, Agent, or Firm*—Alan D. Kamrath; Nikolai & Mersereau, P.A.

(57) **CLAIM**

The ornamental design for a stroller, as shown and described.

DESCRIPTION

FIG. 1 is a perspective view of a stroller showing our new design;

FIG. 2 is a front elevational view thereof;

FIG. 3 is a rear elevational view thereof;

FIG. 4 is a left side elevational view thereof;

FIG. 5 is a right side elevational view thereof;

FIG. 6 is a top plan view thereof; and,

FIG. 7 is a bottom plan view thereof.

1 Claim, 4 Drawing Sheets





FIG. 1




FIG. 2




FIG. 3



FIG. 4



FIG. 5




FIG. 6




FIG. 7