



US00D519397S

(12) **United States Design Patent**  
**Koga et al.**

(10) **Patent No.:** **US D519,397 S**  
(45) **Date of Patent:** **\*\* Apr. 25, 2006**

(54) **PUMP CASING**

D500,325 S \* 12/2004 Reynolds et al. .... D15/7

(75) Inventors: **Shinya Koga**, Oomuta (JP); **Nobuyuki Goto**, Fukuoka (JP)

FOREIGN PATENT DOCUMENTS

JP 1209297 S 6/2004

(73) Assignee: **Matsushita Electric Industrial Co., Ltd.**, Osaka (JP)

\* cited by examiner

(\*\*) Term: **14 Years**

*Primary Examiner*—Ralf Seifert

(74) *Attorney, Agent, or Firm*—Brinks Hofer Gilson & Lione

(21) Appl. No.: **29/217,564**

(57) **CLAIM**

(22) Filed: **Nov. 18, 2004**

We claim the ornamental design for a pump casing, as shown and described.

(51) **LOC (8) Cl.** ..... **15-02**

(52) **U.S. Cl.** ..... **D11/7**

(58) **Field of Classification Search** ..... D15/7-9;  
417/321, 410, 413.1, 415, 423.3, 486, 521,  
417/534; 415/148

See application file for complete search history.

**DESCRIPTION**

FIG. 1 is a top perspective view of a pump casing of the present invention;

FIG. 2 is a top view thereof;

FIG. 3 is a first side view thereof;

FIG. 4 is a second side view thereof;

FIG. 5 is a third side view thereof;

FIG. 6 is a fourth side view thereof; and,

FIG. 7 is a bottom view thereof.

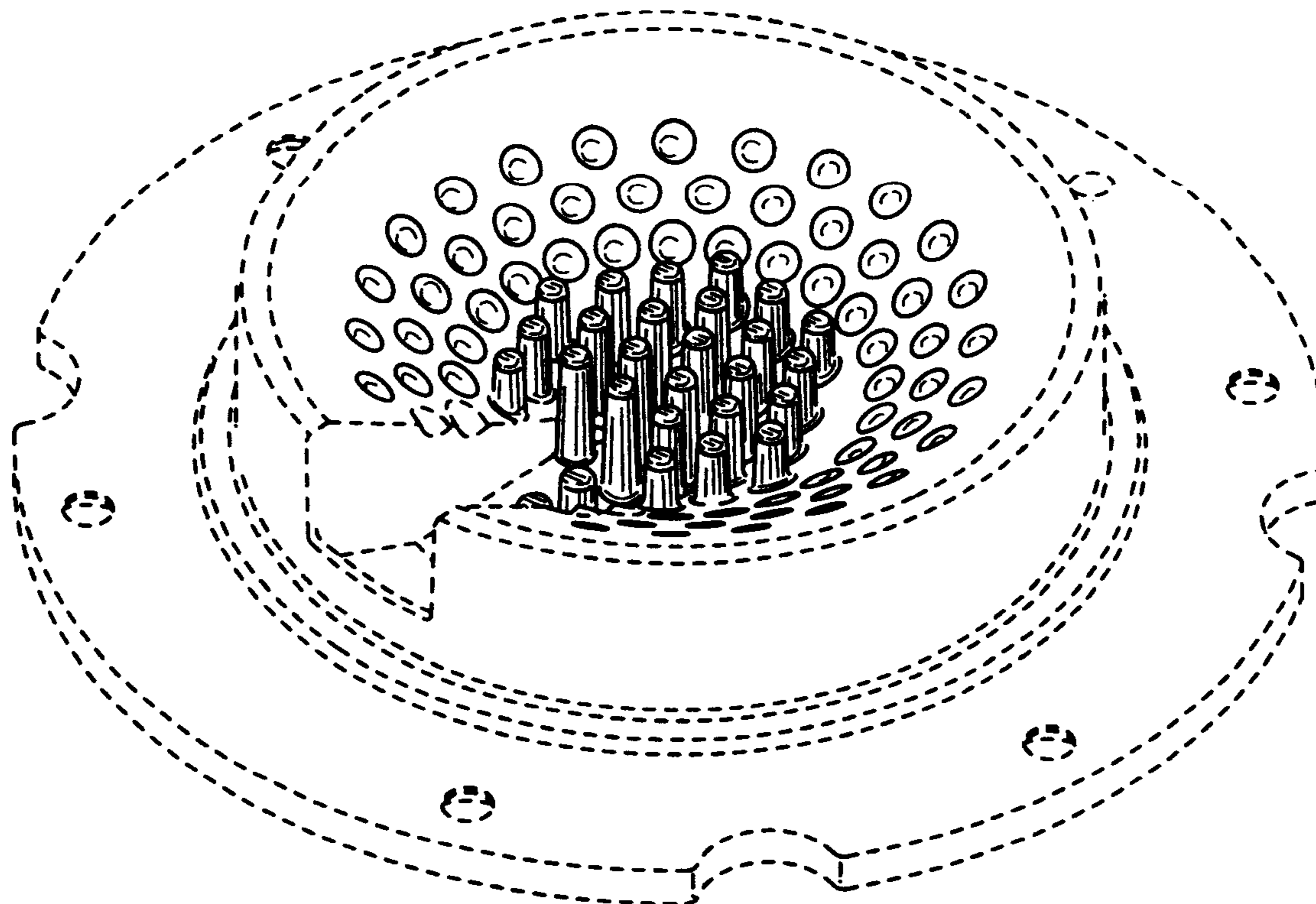
The ornamental design which is claimed is shown in solid lines in the drawings. Any broken lines in the drawings are for illustrative purposes only and form no part of the claimed design.

(56) **References Cited**

U.S. PATENT DOCUMENTS

- D205,691 S \* 9/1966 Kotlarek et al. .... D15/7
- D273,383 S \* 4/1984 Griggs, Jr. .... D15/7
- D294,582 S \* 3/1988 Showman .... D15/7
- D375,961 S \* 11/1996 Kotlarek et al. .... D15/7
- D382,882 S \* 8/1997 Parker .... D15/7
- D464,977 S \* 10/2002 Futterer .... D15/9.1
- D482,698 S \* 11/2003 Niwatsukino et al. .... D15/7

**1 Claim, 3 Drawing Sheets**



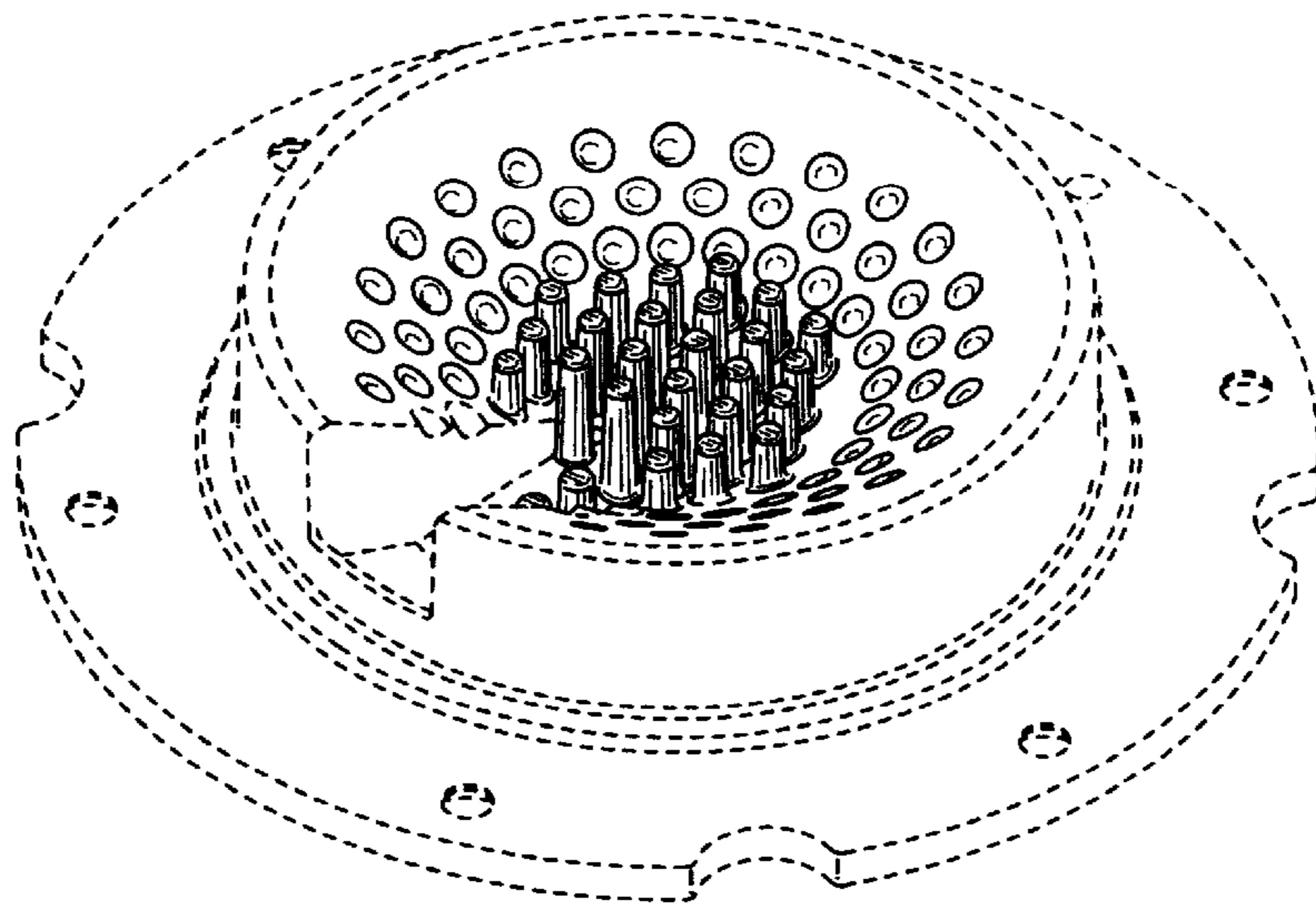


FIG. 1

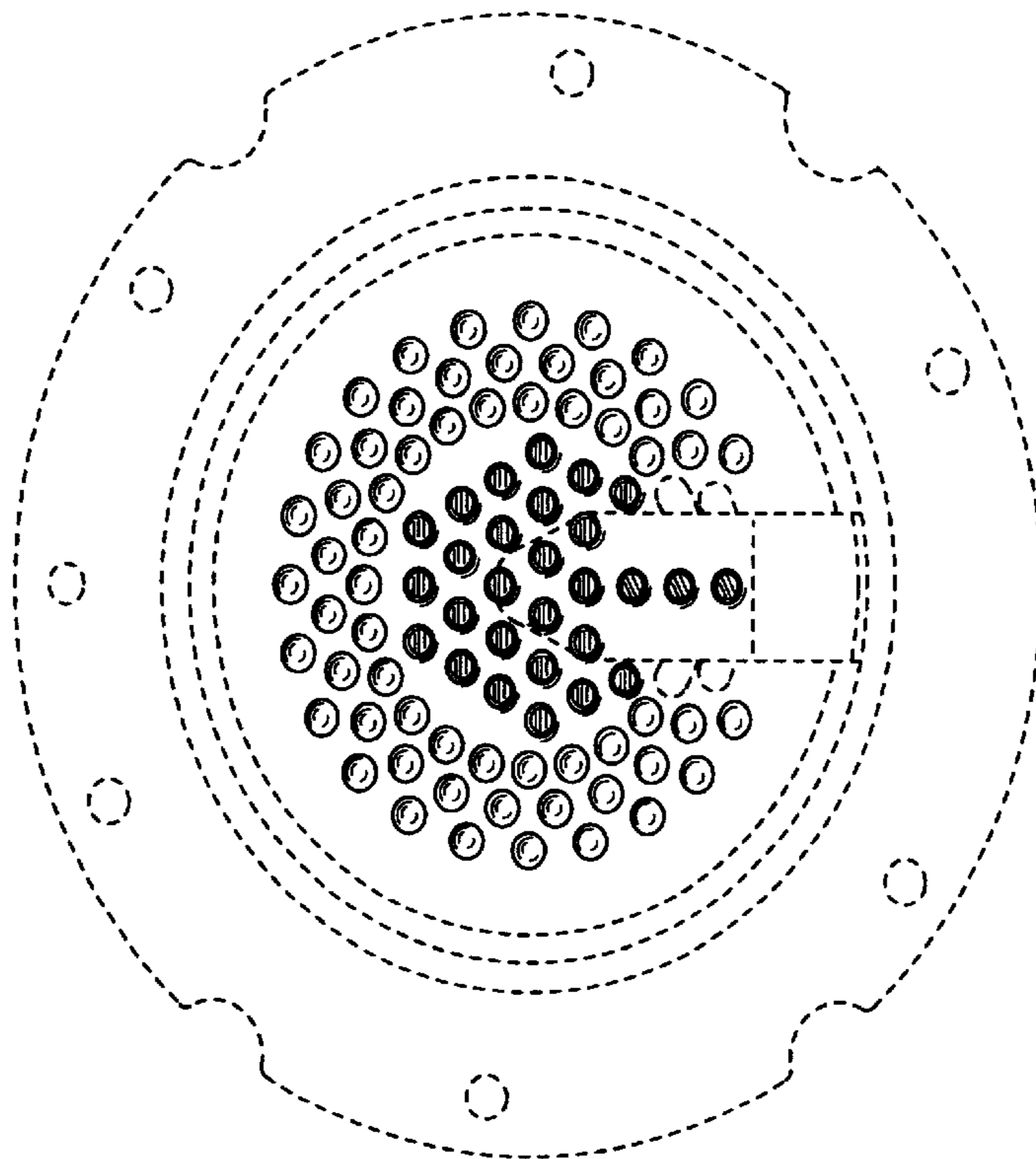


FIG. 2




FIG. 3

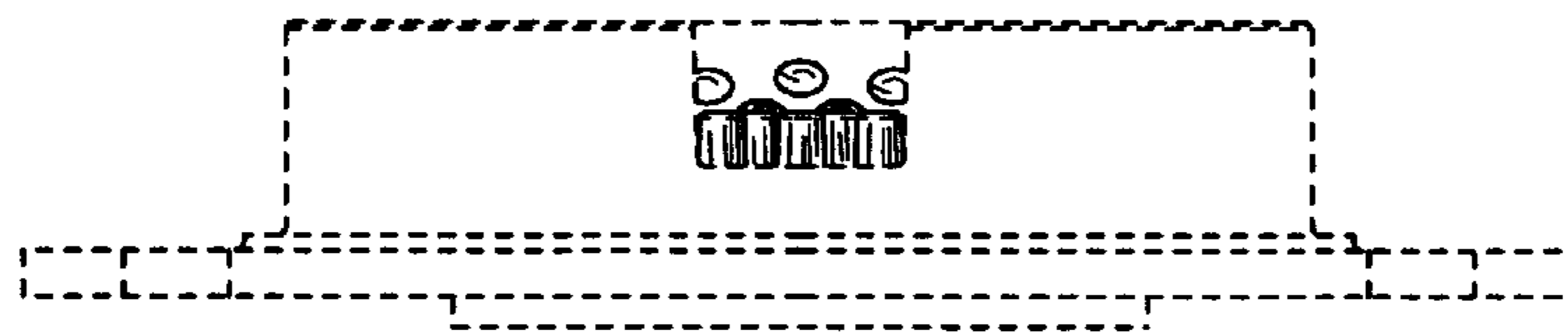


FIG. 4




FIG. 5




FIG. 6

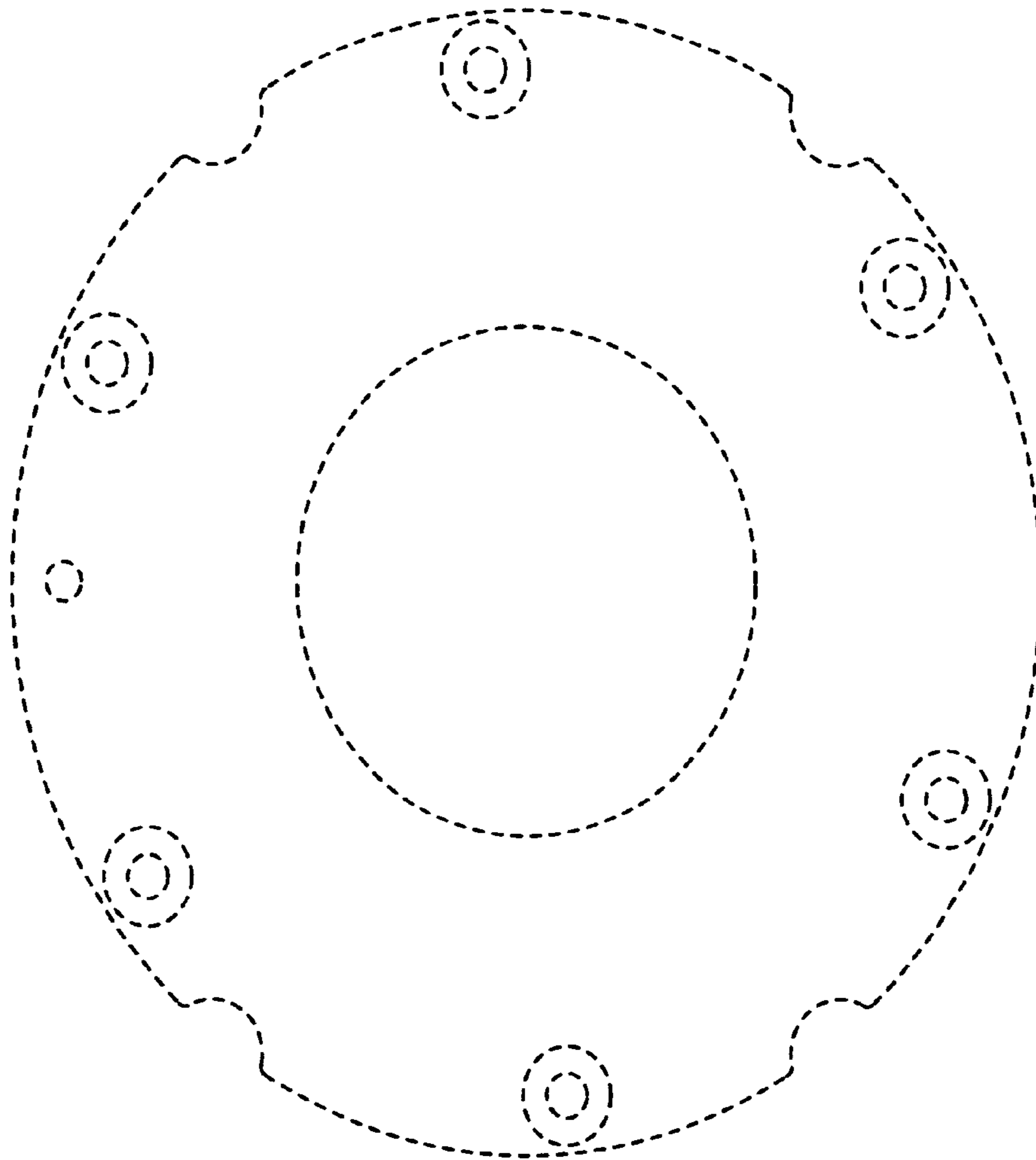


FIG. 7