



US00D519391S

(12) **United States Design Patent**  
**Leung**

(10) **Patent No.:** **US D519,391 S**

(45) **Date of Patent:** **\*\* Apr. 25, 2006**

(54) **SPORT TIMER**

(75) Inventor: **Chun Fai Leung**, Hong Kong (CN)

(73) Assignee: **Sweda Limited**, Hong Kong (CN)

(\*\*) Term: **14 Years**

(21) Appl. No.: **29/225,751**

(22) Filed: **Mar. 21, 2005**

(30) **Foreign Application Priority Data**

Sep. 27, 2004 (HK) ..... 0412202

(51) **LOC (8) Cl.** ..... **21-01**

(52) **U.S. Cl.** ..... **D10/46.1**

(58) **Field of Classification Search** ..... D10/46,  
D10/46.1; 116/222-225, 325, 326; 235/1 B,  
235/1 C, 1 D, 90; 273/236, 459, DIG. 26,  
273/148 R

See application file for complete search history.

(56) **References Cited**

**U.S. PATENT DOCUMENTS**

D42,686 S \* 7/1912 Curran ..... D10/46.1  
1,785,288 A \* 12/1930 Swarthout ..... 235/114  
D116,325 S \* 8/1939 Ryan ..... D10/46.1  
D159,316 S \* 7/1950 Beach ..... D10/46.1

2,993,288 A \* 7/1961 Rothman ..... 116/223  
3,455,273 A \* 7/1969 Willingham, Jr. .... 116/223  
3,730,131 A \* 5/1973 Izzo ..... 116/223  
4,072,125 A \* 2/1978 Spalla ..... 116/223  
D252,916 S \* 9/1979 Van Exel ..... D10/46.1  
D321,146 S \* 10/1991 Pouget et al. .... D10/46.1  
5,084,695 A \* 1/1992 Freeman ..... 340/323 R  
5,877,480 A \* 3/1999 Tuso et al. .... 235/1 B

\* cited by examiner

*Primary Examiner*—Prabhakar Deshmukh

(57) **CLAIM**

The ornamental design for a sport timer, as shown.

**DESCRIPTION**

The claimed sport timer is used for measuring and signaling the end of time intervals.

FIG. 1 is a front elevational view of a sport timer showing my new design;

FIG. 2 is a rear elevational view thereof;

FIG. 3 is a right side view thereof;

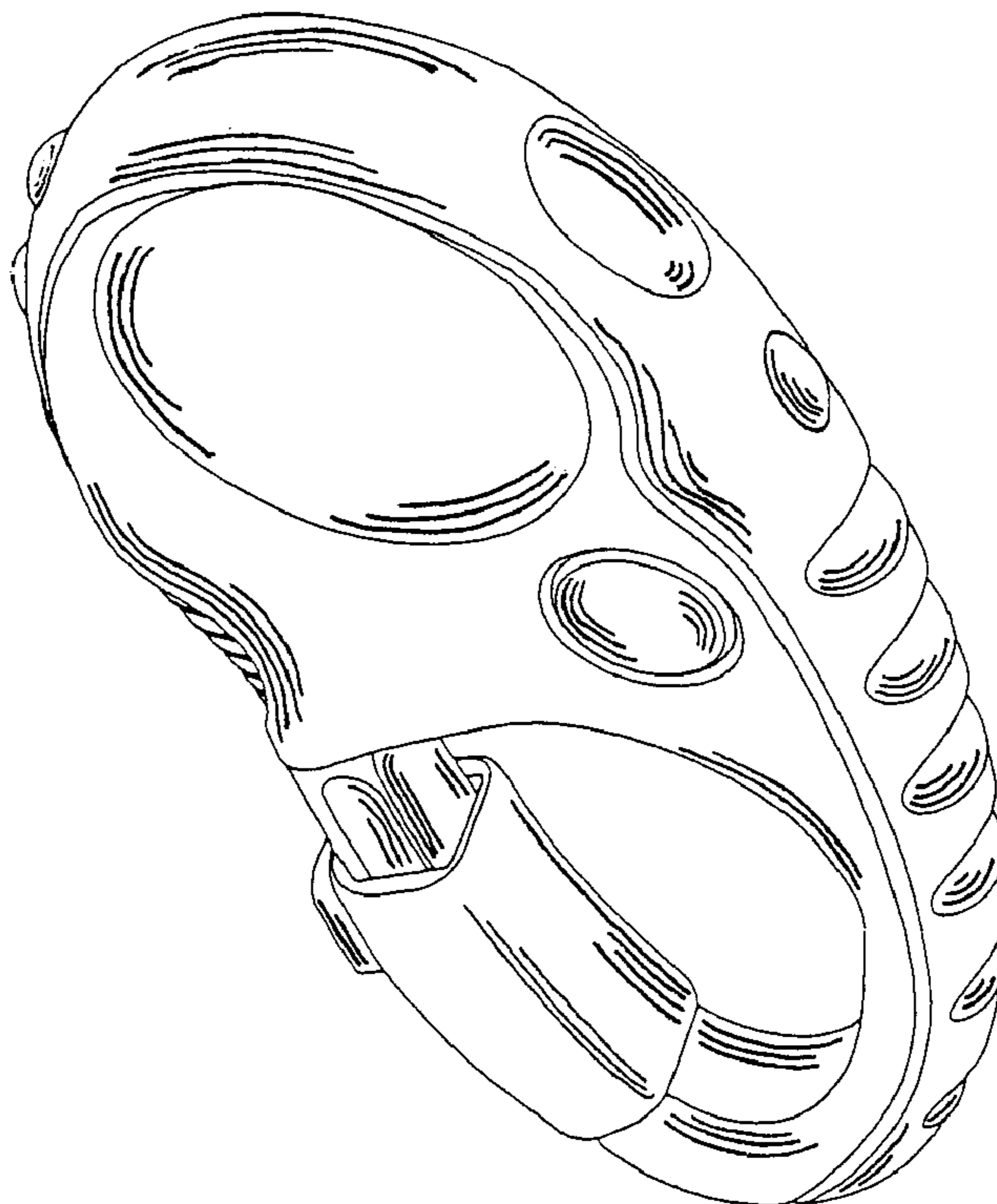
FIG. 4 is a left side view thereof;

FIG. 5 is a top plan view thereof;

FIG. 6 is a bottom plan view thereof; and,

FIG. 7 is a perspective view thereof.

**1 Claim, 3 Drawing Sheets**



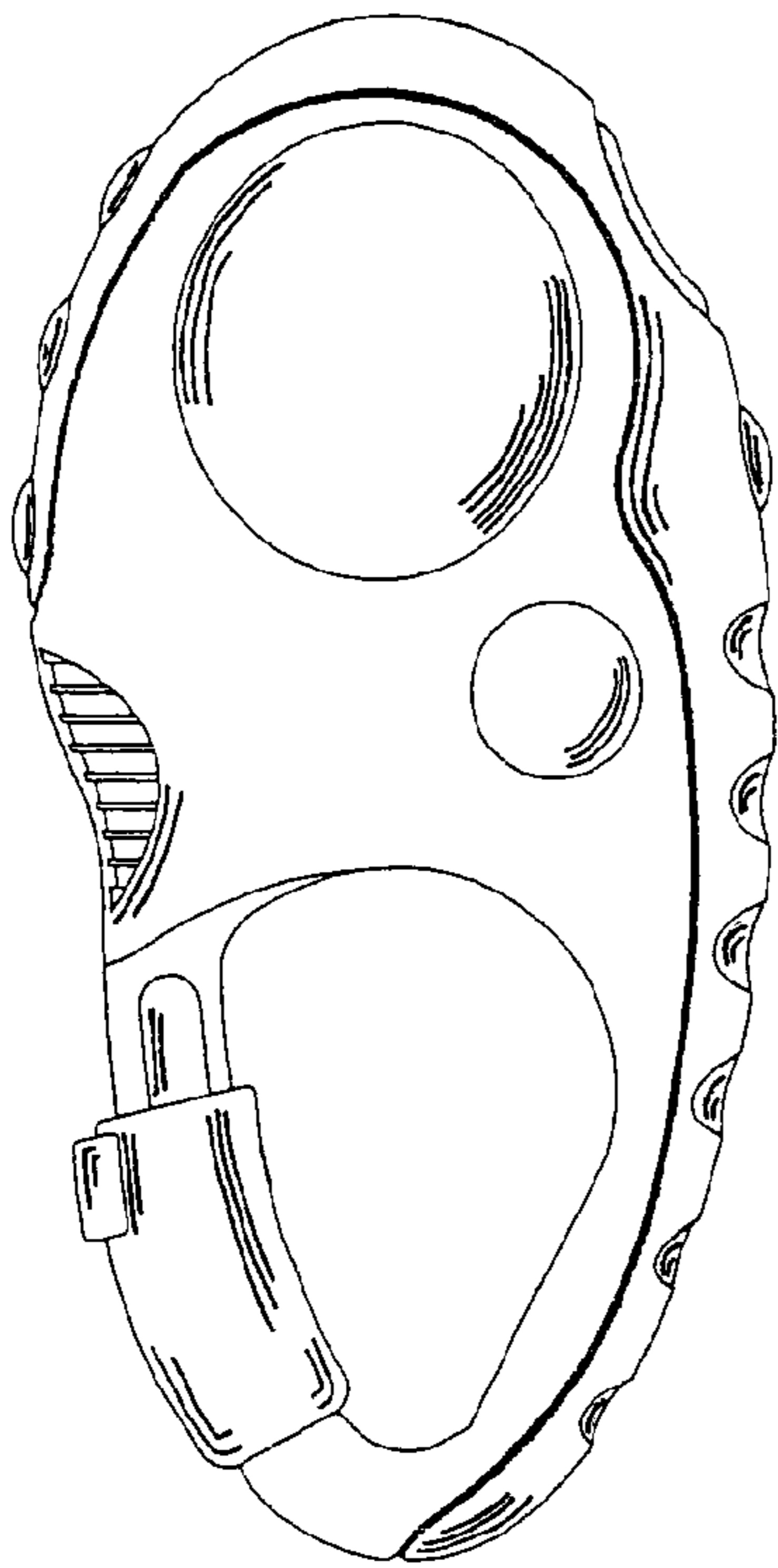


FIG. 1

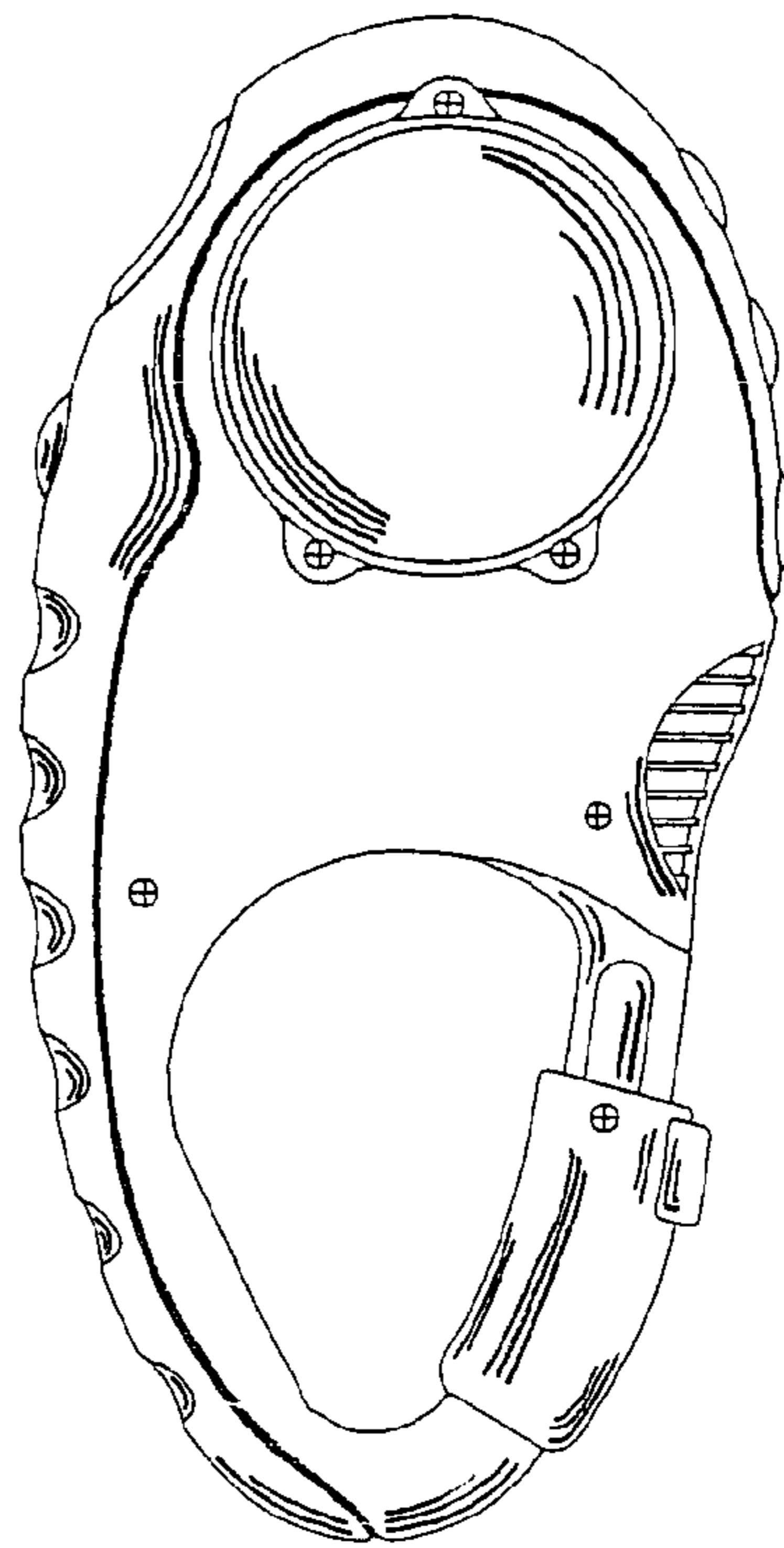


FIG. 2

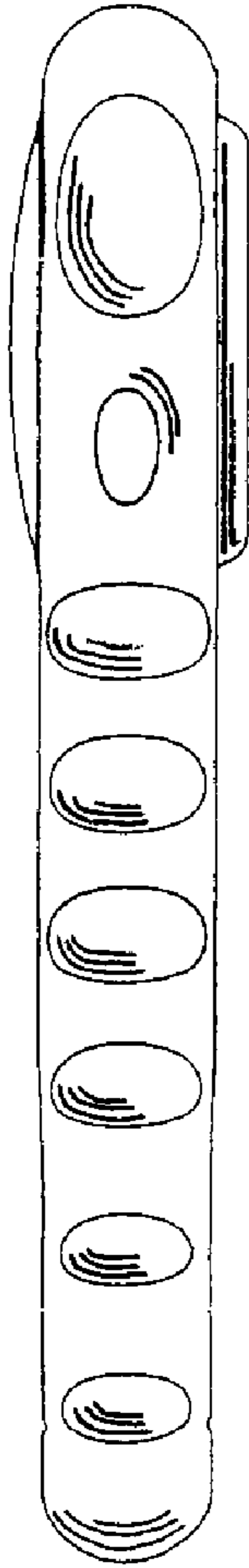


FIG. 3

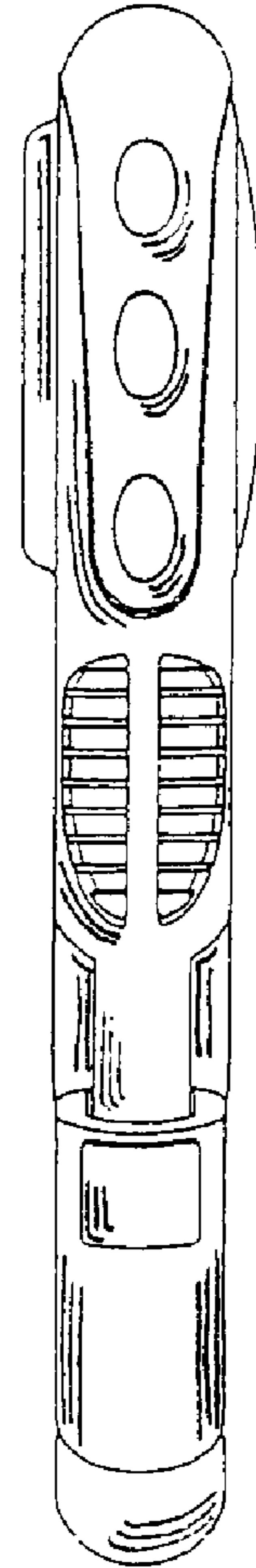


FIG. 4




FIG. 5

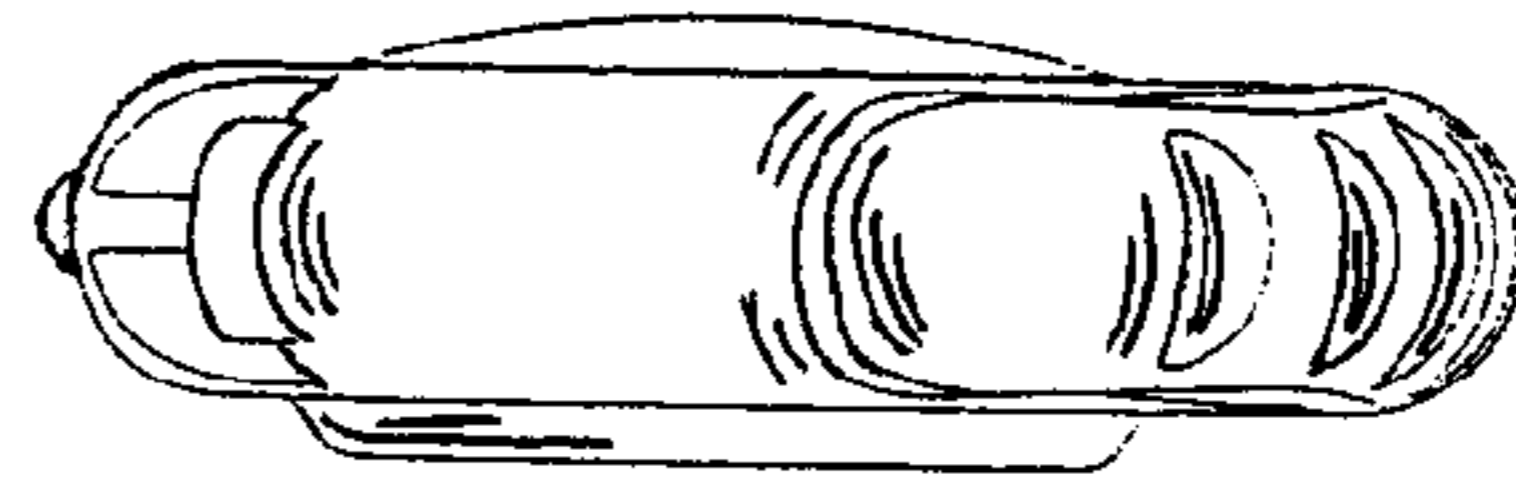


FIG. 6



FIG. 7