



US00D519373S

(12) **United States Design Patent**
Pitman et al.

(10) **Patent No.: US D519,373 S**
(45) **Date of Patent: ** *Apr. 25, 2006**

- (54) **CLOSURE CAP**
- (75) Inventors: **Kelvin Pitman**, Bubendorf (CH); **Udo Boesl**, Eilmeldingen (DE); **Patrick Habersaat**, Reinach (CH)
- (73) Assignee: **Crown Cork & Seal Technologies Corporation**, Alsip, IL (US)
- (*) Notice: This patent is subject to a terminal disclaimer.
- (**) Term: **14 Years**

5,749,201 A	5/1998	Cochrane	
5,884,790 A	3/1999	Seidita	
D415,684 S	* 10/1999	Reidenbach D9/453
6,006,933 A	12/1999	Henning et al.	
D418,757 S	1/2000	Reidenbach	
D419,071 S	* 1/2000	Peters et al. D9/453
D420,916 S	* 2/2000	Ohmi et al. D9/453
6,116,443 A	9/2000	Parrinello	
D433,820 S	* 11/2000	Haarer et al. D9/453
D448,297 S	9/2001	Sindermann	
D457,431 S	* 5/2002	Brant et al. D9/454
6,457,299 B1	10/2002	Schwenke et al.	
6,502,369 B1	1/2003	Andison et al.	
D470,413 S	* 2/2003	Seidita D9/452

- (21) Appl. No.: **29/185,636**
- (22) Filed: **Jul. 1, 2003**
- (51) **LOC (8) Cl.** **09-07**
- (52) **U.S. Cl.** **D9/453**
- (58) **Field of Classification Search** D9/448, D9/434, 435, 450, 452, 453, 454; 215/200, 215/208, 214, 217, 328, 329, 337; D24/197-199
See application file for complete search history.

FOREIGN PATENT DOCUMENTS

WO	DM/052170	* 5/2000
WO	DM/057655	* 10/2001
WO	DM/058766	* 2/2002
WO	DM/063888	* 6/2003

* cited by examiner

Primary Examiner—Robert M. Spear
Assistant Examiner—Susan Bennett Hattan
 (74) *Attorney, Agent, or Firm*—Knoble Yoshida & Dunleavy, LLC

(56) **References Cited**
U.S. PATENT DOCUMENTS

928,872 A	7/1909	Lyon	
D48,033 S	10/1915	Kaye	
1,170,160 A	2/1916	Ingram et al.	
1,722,587 A	7/1929	McDonnell	
2,792,957 A	5/1957	Rodriguez	
D204,508 S	4/1966	Brockett	
3,281,001 A	10/1966	Stuart	
D242,773 S	* 12/1976	Licari et al. D9/448
4,055,266 A	10/1977	Amabili	
4,402,415 A	9/1983	Hopely	
5,090,581 A	2/1992	Rose et al.	
5,263,600 A	11/1993	Henning	
5,415,306 A	5/1995	Luch et al.	
5,715,959 A	2/1998	Pfefferkorn et al.	

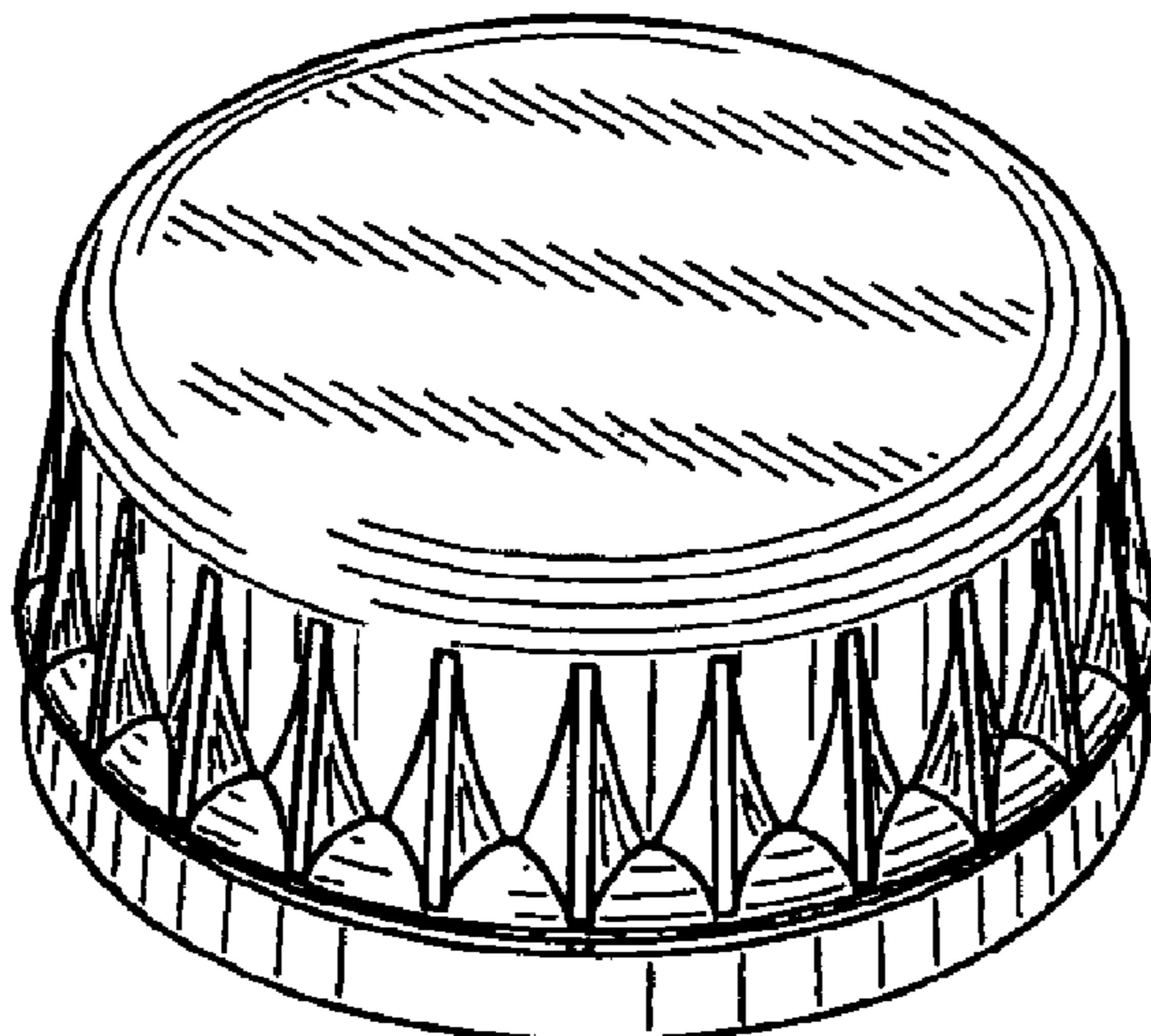
(57) **CLAIM**

The ornamental design for a “closure cap,” as shown and described.

DESCRIPTION

FIG. 1 is a perspective view showing our new design;
 FIG. 2 is a first side elevational view;
 FIG. 3 is a second side elevational view;
 FIG. 4 is a top plan view;
 FIG. 5 is a bottom plan view; and,
 FIG. 6 is a cross-sectional view taken along lines 6—6 in FIG. 5.

1 Claim, 3 Drawing Sheets



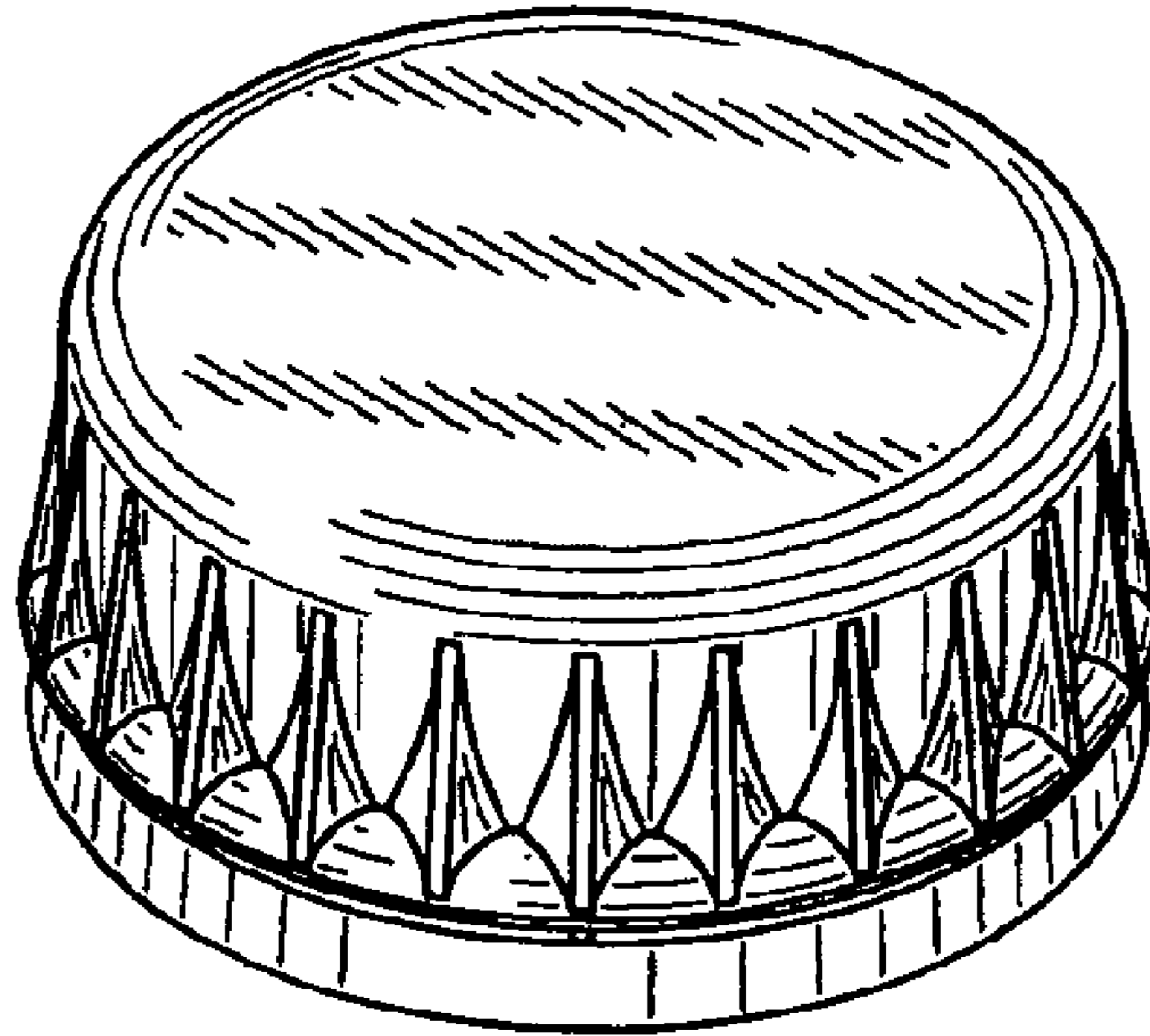


FIG. 1




FIG. 2

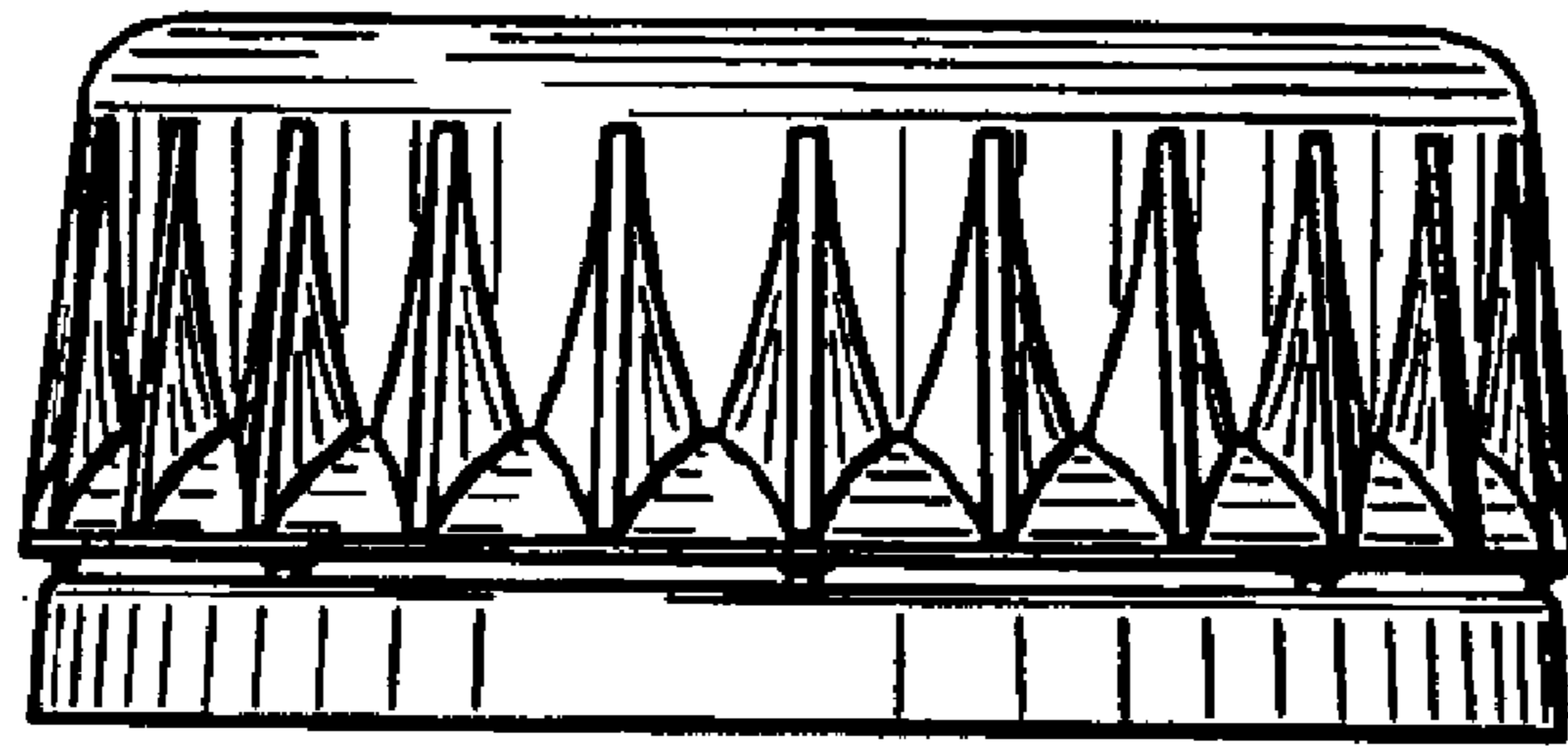


FIG. 3




FIG. 4

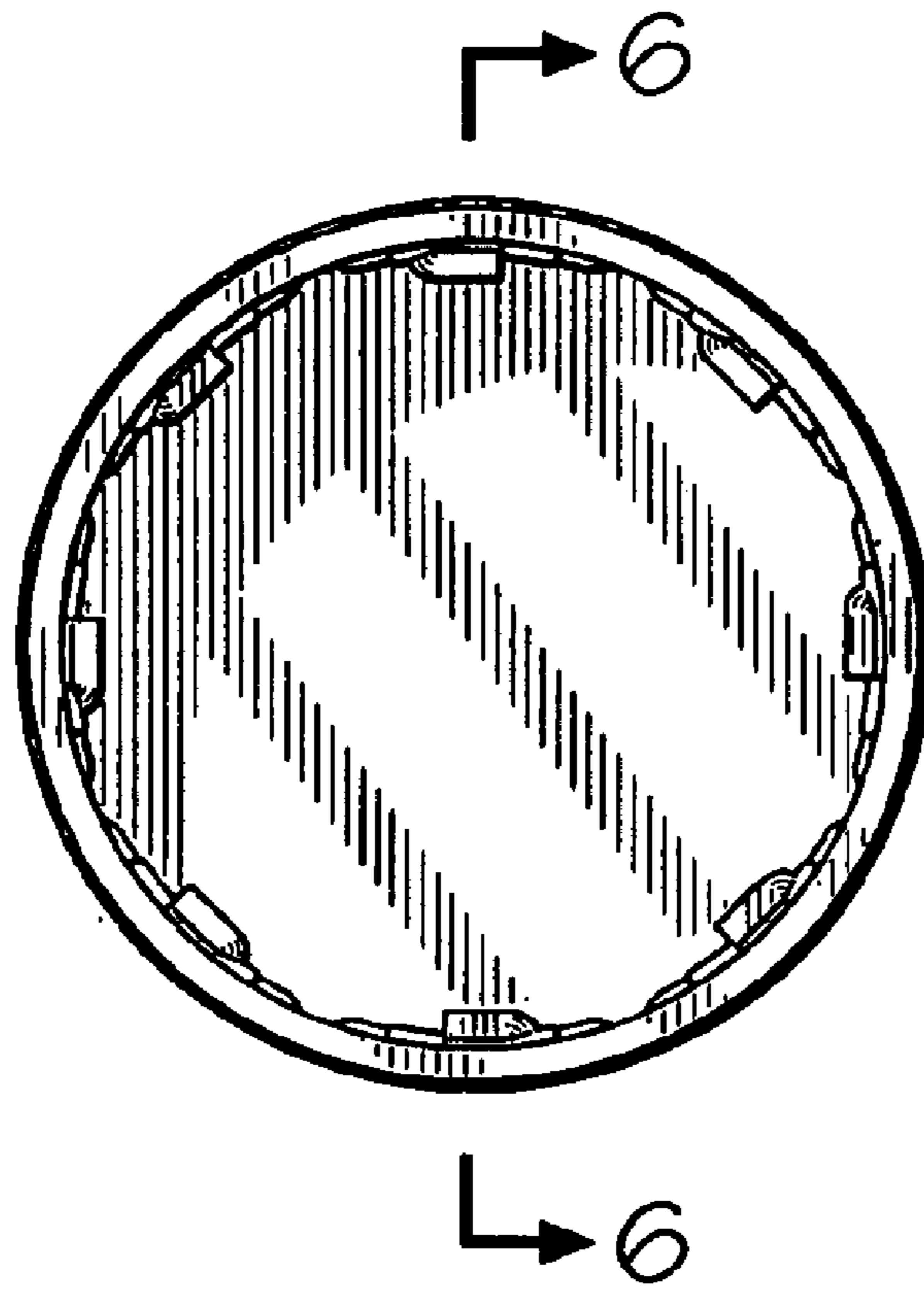


FIG. 5




FIG. 6