



US00D519361S

(12) **United States Design Patent**  
**Olander**

(10) **Patent No.:** **US D519,361 S**

(45) **Date of Patent:** **\*\* Apr. 25, 2006**

(54) **DECORATIVE LUG NUT**

(76) **Inventor:** **John N. Olander**, 1280-1 Glennerye,  
Laguna Beach, CA (US) 92651

(\*\*) **Term:** **14 Years**

(21) **Appl. No.:** **29/207,959**

(22) **Filed:** **Jun. 21, 2004**

(51) **LOC (8) Cl.** ..... **08-08**

(52) **U.S. Cl.** ..... **D8/397**

(58) **Field of Classification Search** ..... D8/382,  
D8/387, 397, 398, 399; 411/81, 98, 103,  
411/106, 145, 146, 172, 179, 197, 204, 248,  
411/337, 338, 368, 371.2, 372.5, 418, 427,  
411/429, 430, 431, 432, 436, 437, 500, 511,  
411/512, 514, 531, 532, 533, 535, 536, 537,  
411/538, 542, 544, 918, 526, 928, 378, 403;  
301/35.623, 111.01; 267/159; 70/229

See application file for complete search history.

(56) **References Cited**

**U.S. PATENT DOCUMENTS**

693,084	A	*	2/1902	Townsend	.....	D11/90
2,340,659	A	*	2/1944	Goldstein	.....	D11/90
D252,184	S	*	6/1979	Akamatsu	.....	D8/397
D252,185	S	*	6/1979	Akamatsu	.....	D8/387
4,322,195	A	*	3/1982	Rebish et al.	.....	411/431
D268,565	S	*	4/1983	Mortus	.....	D8/397
RE33,114	E	*	11/1989	Chiavon	.....	411/429
5,163,797	A	*	11/1992	Patti	.....	411/431

D379,072	S	*	5/1997	Yuan	.....	D11/90
D379,073	S	*	5/1997	Yuan	.....	D11/90
5,980,178	A	*	11/1999	Ono	.....	411/430
D420,897	S	*	2/2000	Fuller et al.	.....	D8/397
D449,515	S	*	10/2001	Sato	.....	D8/397
6,599,071	B1	*	7/2003	McCauley et al.	.....	411/378
D484,785	S	*	1/2004	Plumer	.....	D8/397
D494,083	S	*	8/2004	Mehta	.....	D11/90
D495,269	S	*	8/2004	Weinstein	.....	D11/90
D504,347	S	*	4/2005	Yuan	.....	D11/90
D504,636	S	*	5/2005	Voorn	.....	D11/90
2004/0170485	A1	*	9/2004	Wilson	.....	411/161
2005/0084363	A1	*	4/2005	Somers et al.	.....	411/429

\* cited by examiner

*Primary Examiner*—Gary D. Watson  
*Assistant Examiner*—T. Chase Nelson  
(74) *Attorney, Agent, or Firm*—James G. O'Neill; Klein,  
O'Neill & Singh, LLP


(57) **CLAIM**

The ornamental design for a decorative lug nut, as shown  
and described.

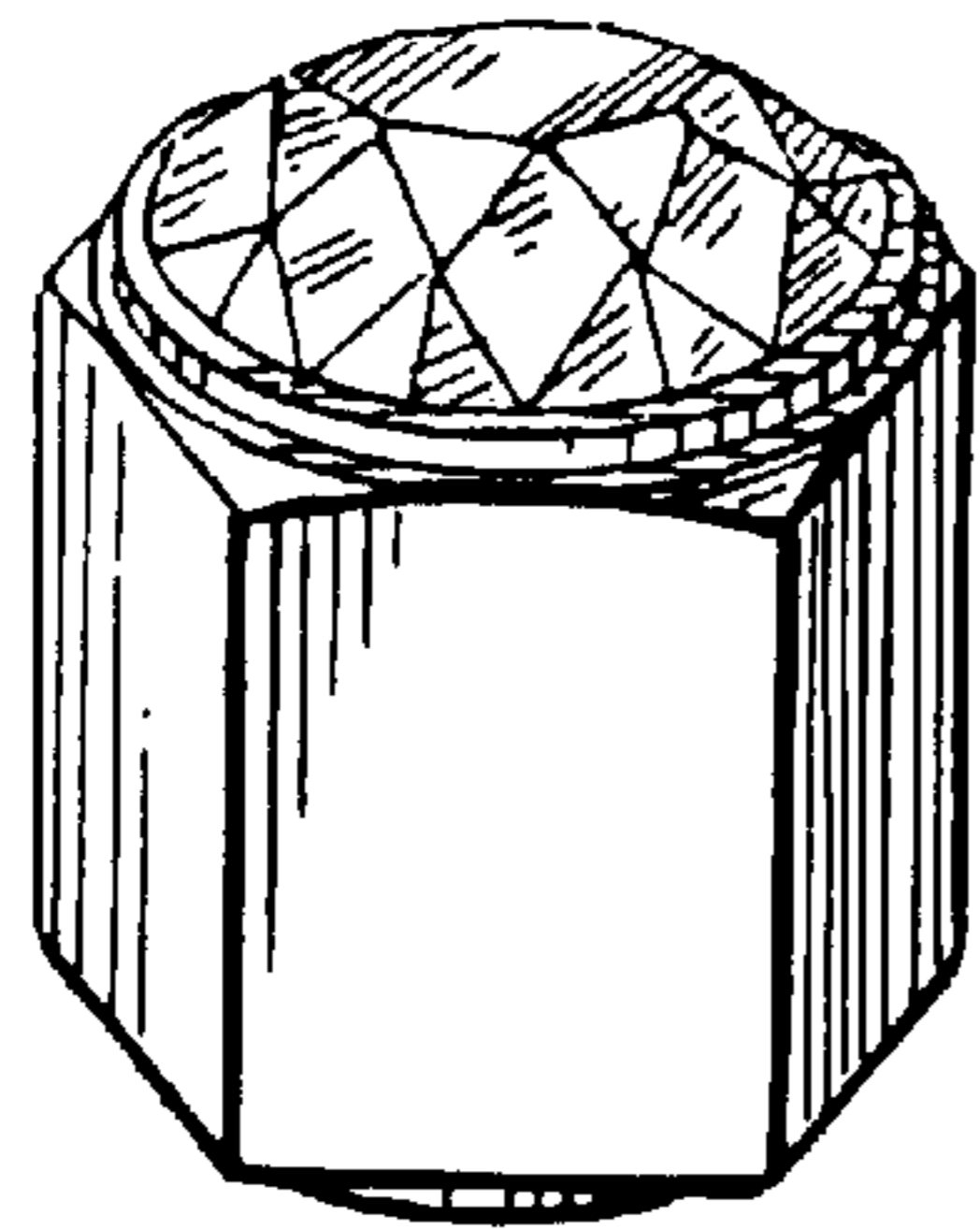
**DESCRIPTION**

FIG. 1 is a perspective view looking from the top of a  
decorative lug nut of the present invention;  
FIG. 2 is a side elevational view of FIG. 1;  
FIG. 3 is a further side elevational view of FIG. 1;  
FIG. 4 is a top plan view of FIG. 1; and,  
FIG. 5 is a bottom plan view of FIG. 1.


**1 Claim, 1 Drawing Sheet**



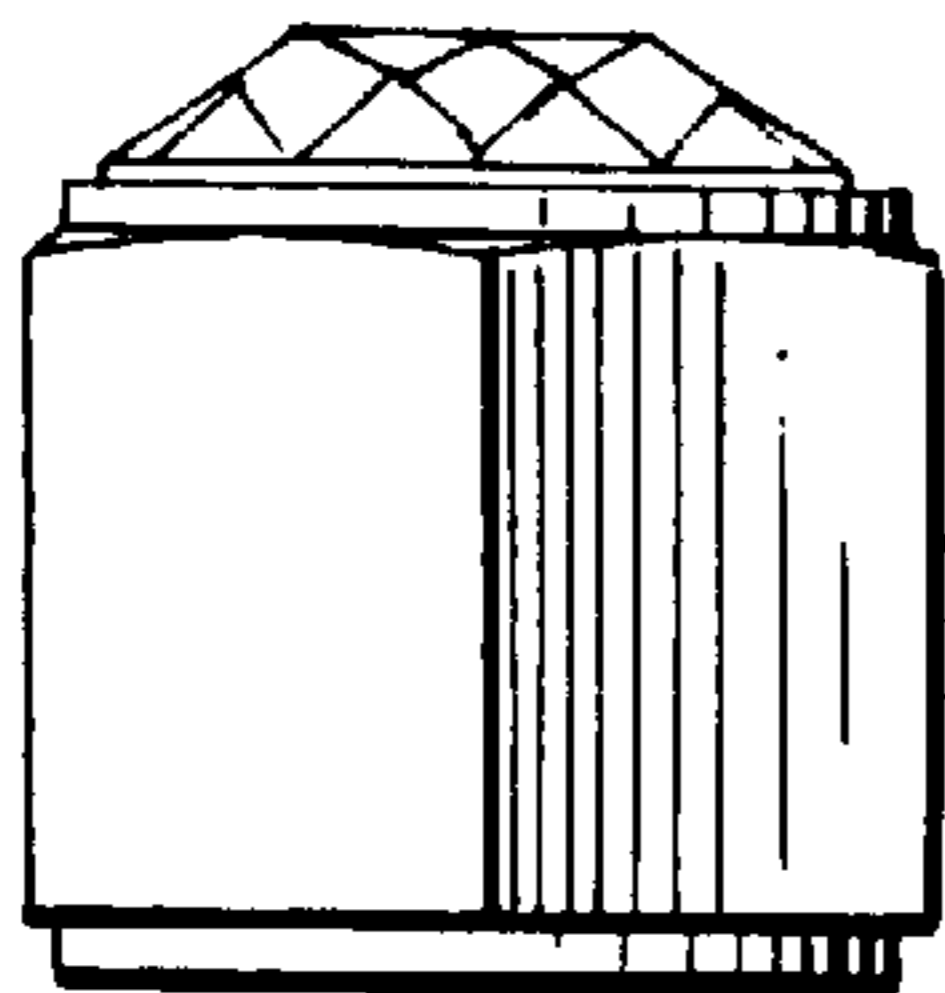
*FIG. 1*



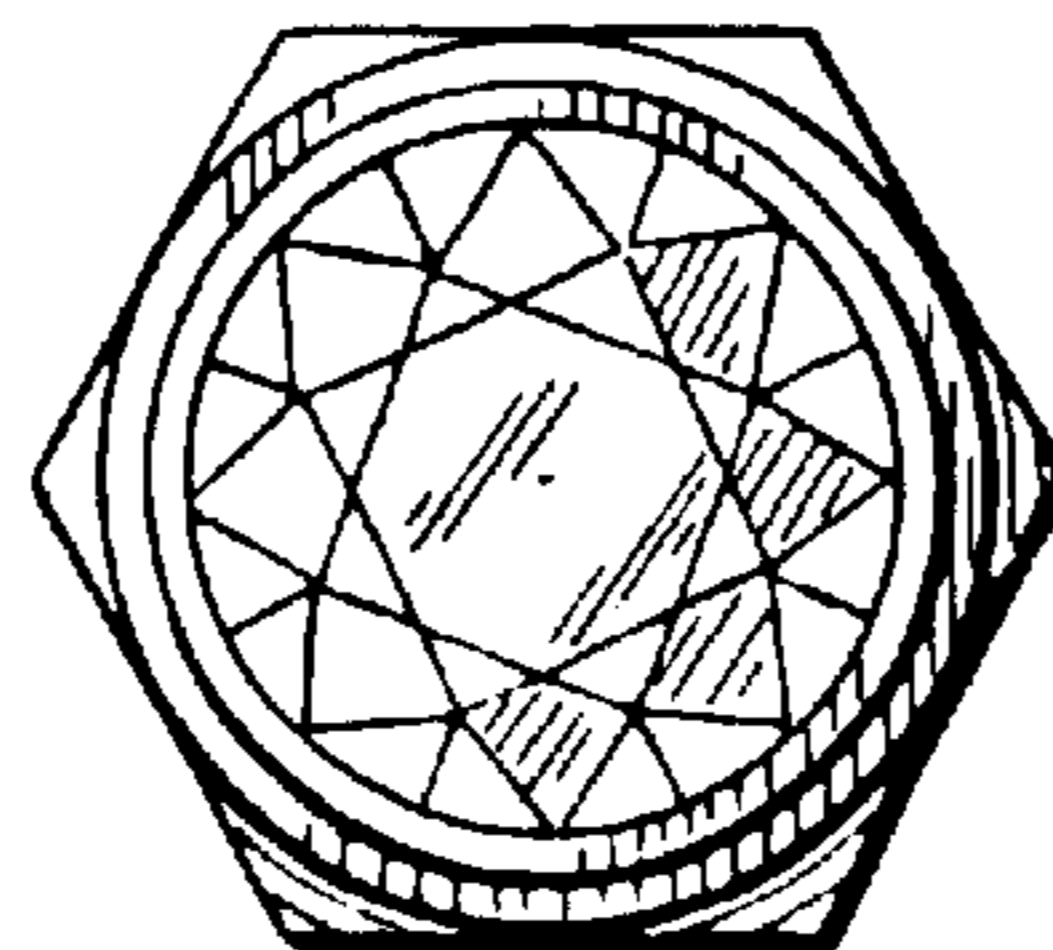
*FIG. 2*



*FIG. 3*



*FIG. 4*



*FIG. 5*

