



US00D519357S

(12) **United States Design Patent**  
**Farzan**

(10) **Patent No.:** **US D519,357 S**

(45) **Date of Patent:** **\*\* Apr. 25, 2006**

(54) **DOOR LOCK PLUG**

(76) **Inventor:** **Yaron Farzan**, 103 Hayarden St. Apt.  
#20, Ramat Gan (IL), 52252

(\*\*) **Term:** **14 Years**

(21) **Appl. No.:** **29/211,305**

(22) **Filed:** **Aug. 13, 2004**

(30) **Foreign Application Priority Data**

Mar. 12, 2004 (IL) ..... 39055

(51) **LOC (8) Cl.** ..... **08-07**

(52) **U.S. Cl.** ..... **D8/343**

(58) **Field of Classification Search** ..... D8/330,  
D8/343, 346, 400, 404; 70/51-56, 555, 94,  
70/158, 160, 163, 164, 258, 375, 360, 361,  
70/490-496, DIG. 15; 292/289, 340, 341.14,  
292/307 R, 309, 314, 307 B

See application file for complete search history.

(56) **References Cited**

**U.S. PATENT DOCUMENTS**

3,232,083 A \* 2/1966 Rollins ..... 70/372

D283,005 S \* 3/1986 Gisiger ..... D8/331  
D313,162 S \* 12/1990 Westphal et al. .... D8/343  
5,626,041 A \* 5/1997 Zaccaria ..... 70/370  
5,946,952 A \* 9/1999 Mintchenko ..... 70/2  
D433,920 S \* 11/2000 Chang ..... D8/331  
6,523,379 B1 \* 2/2003 Teskey ..... 70/371  
D490,686 S \* 6/2004 Martin ..... D8/343

\* cited by examiner

*Primary Examiner*—Prabhakar Deshmukh

(57) **CLAIM**

The ornamental design for a door lock plug, as shown and described.

**DESCRIPTION**

FIG. 1 is a perspective view of a door lock plug showing my new design;

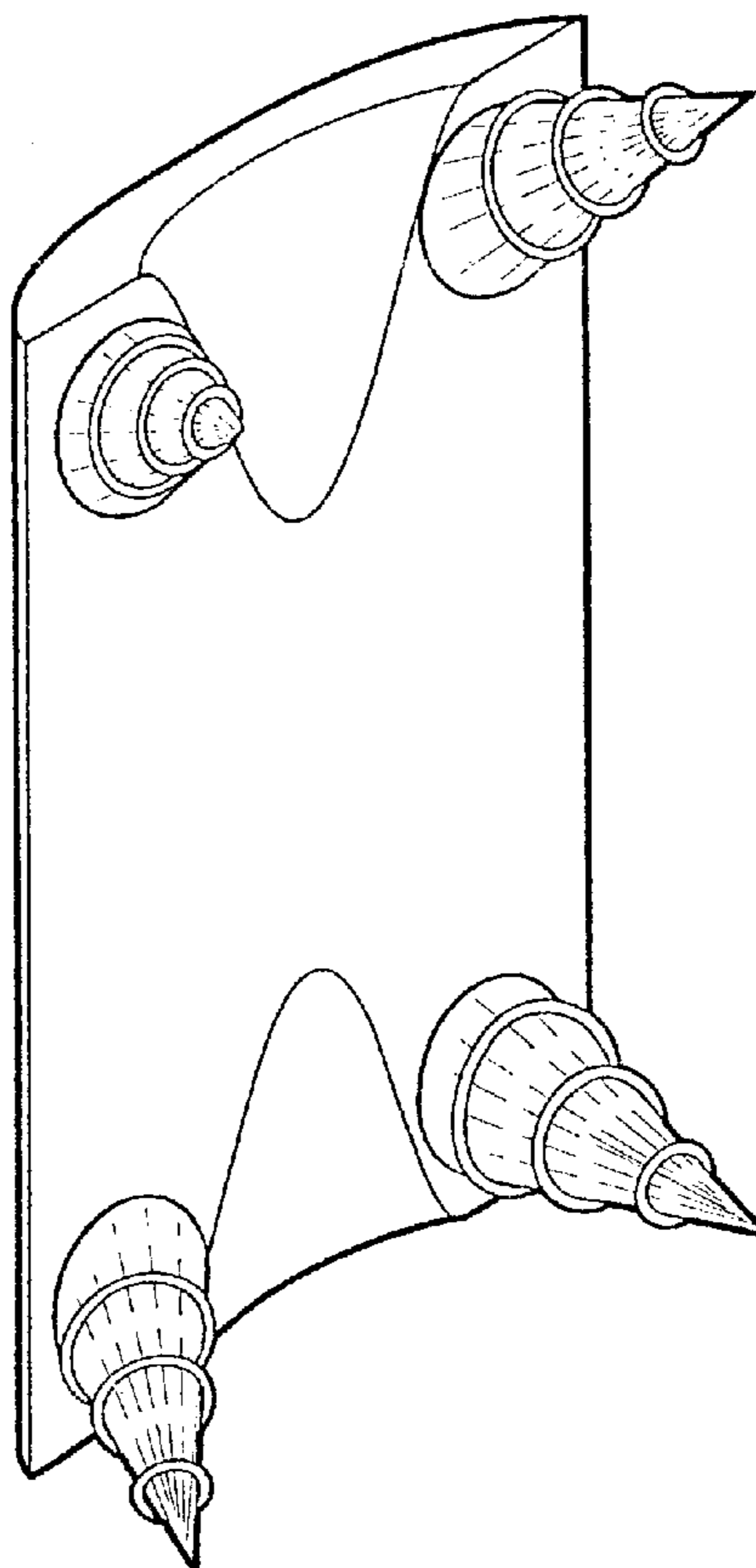
FIG. 2 is a side view thereof;

FIG. 3 is a front view thereof;

FIG. 4 is the top view thereof; and,

FIG. 5 is a back view thereof.

**1 Claim, 5 Drawing Sheets**



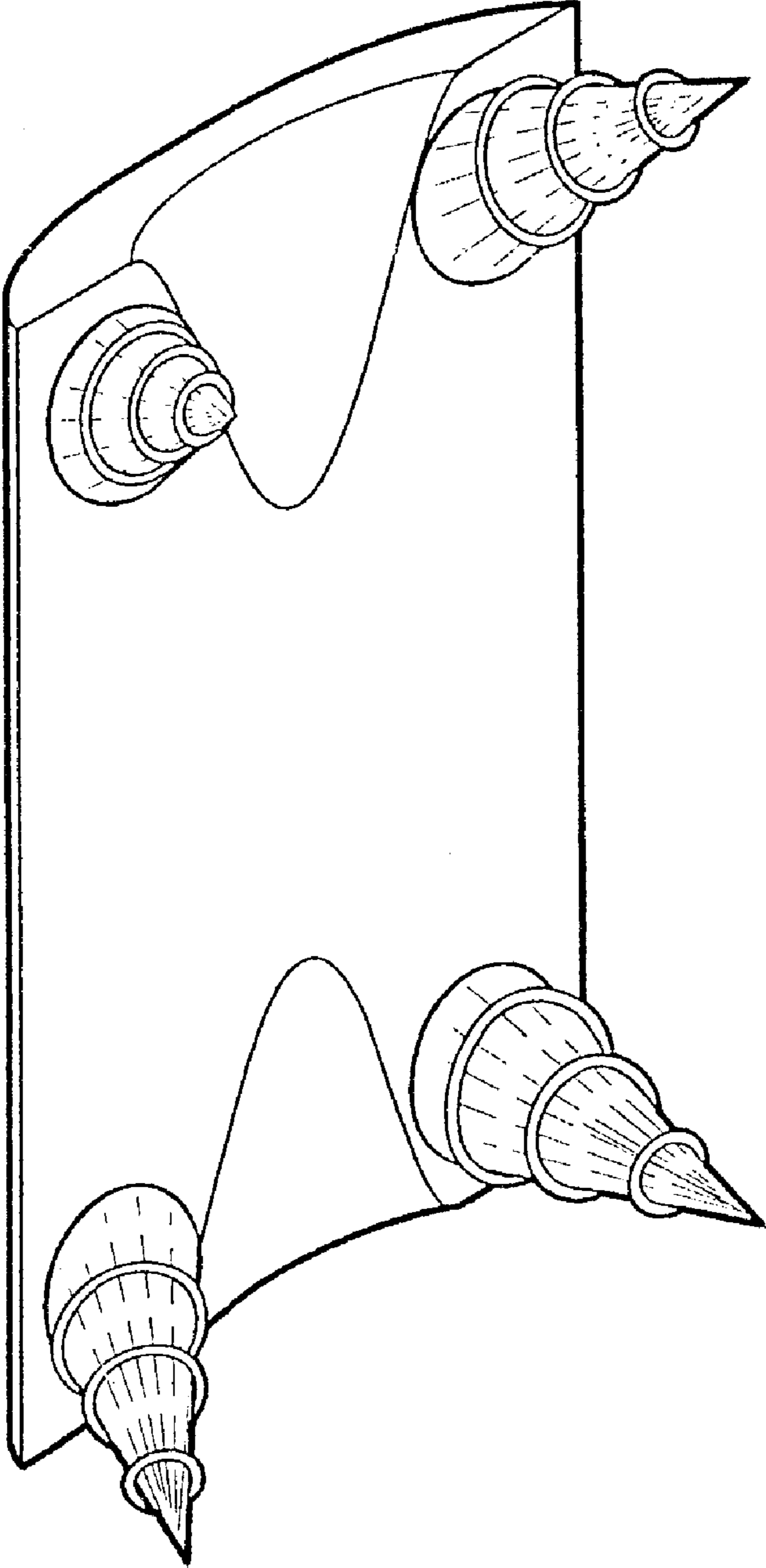


FIG. 1




FIG. 2




FIG. 3

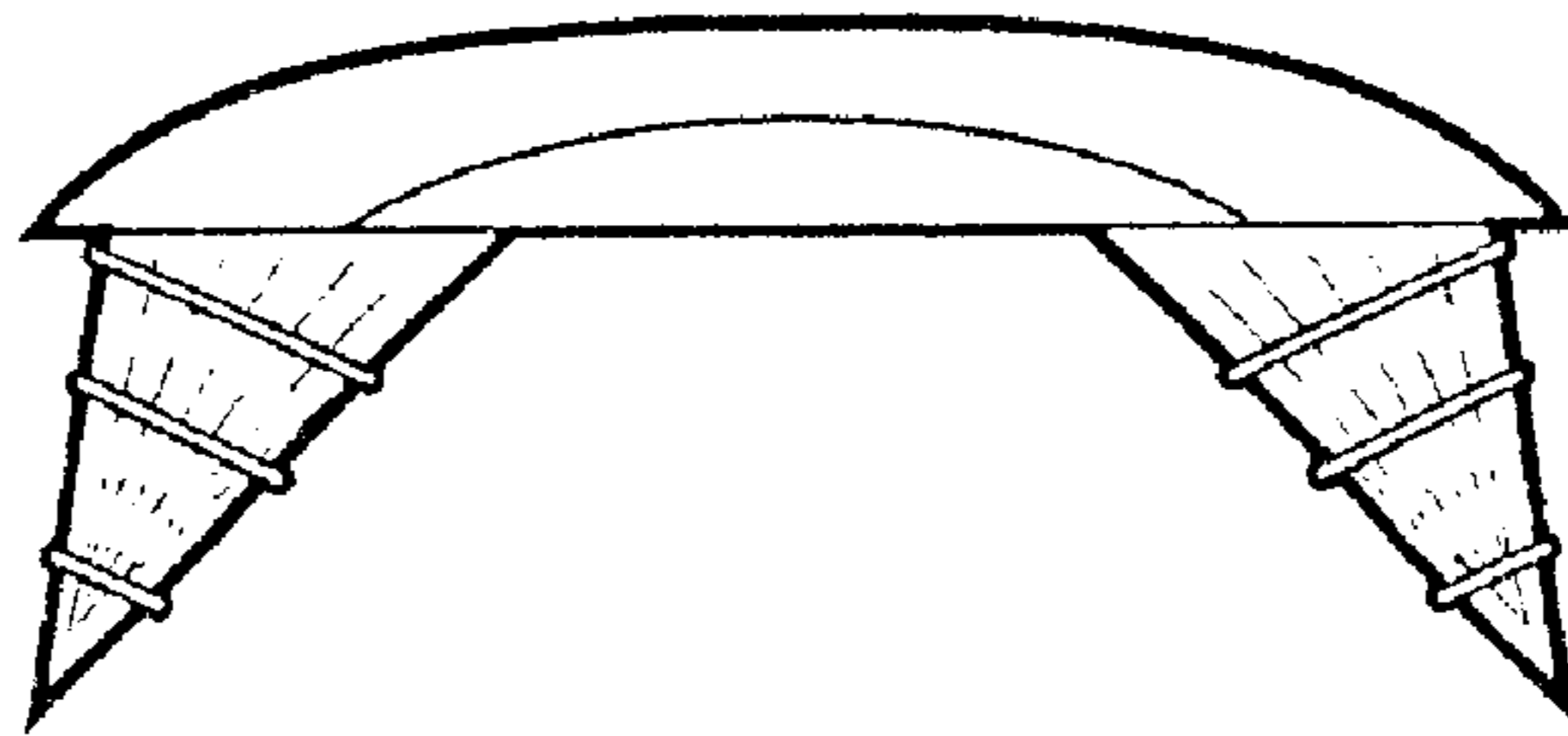


FIG. 4

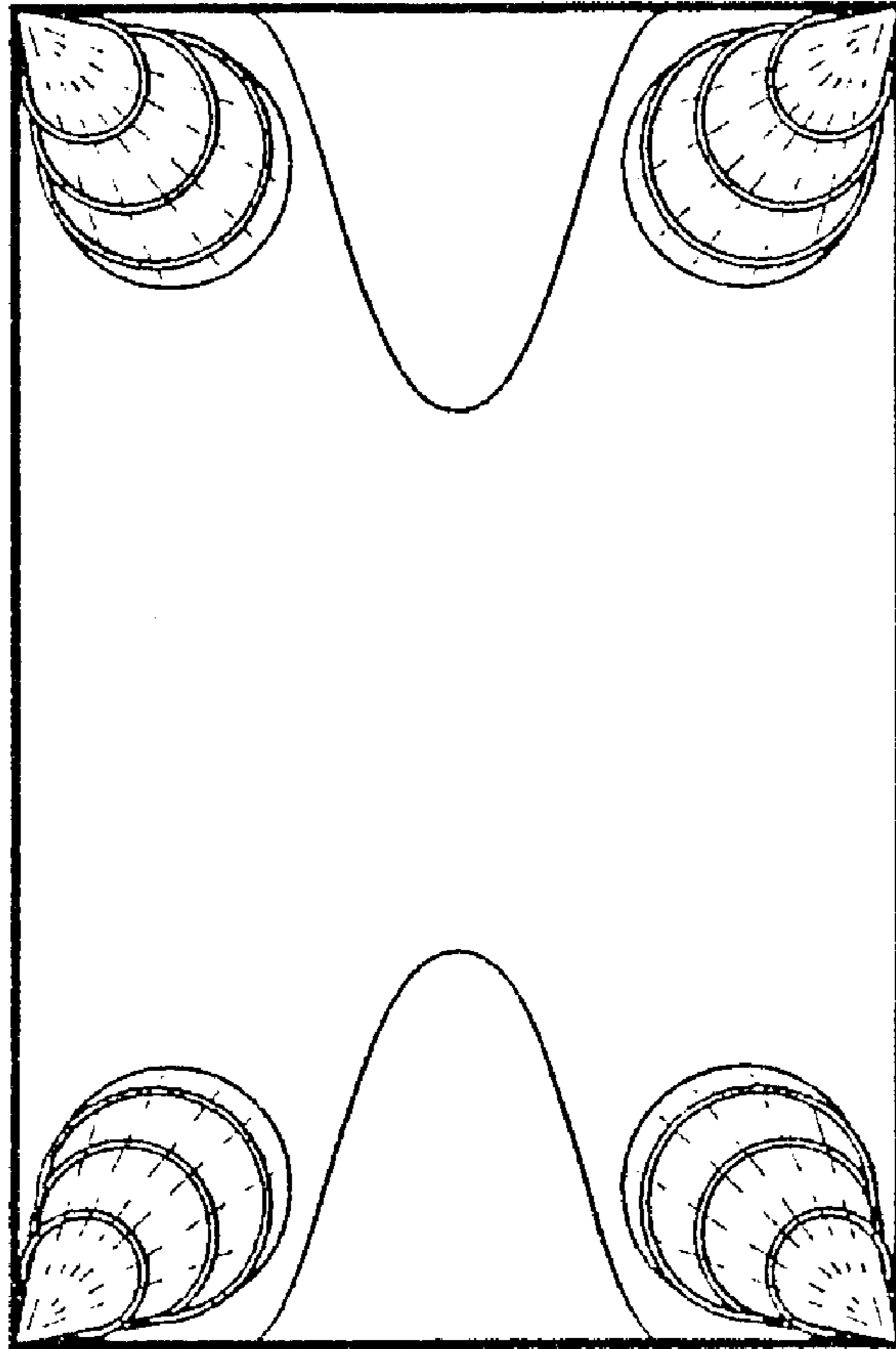


FIG. 5