



US00D519336S

(12) **United States Design Patent**  
**Ono et al.**

(10) **Patent No.:** **US D519,336 S**  
(45) **Date of Patent:** **\*\* Apr. 25, 2006**

(54) **MOWING MACHINE**

(75) Inventors: **Ryou Ono**, Kawagoe (JP); **Kiyoshi Anbo**, Kawagoe (JP)

(73) Assignee: **Komatsu Zenoah Co.**, Kawagoe (JP)

(\*\*) Term: **14 Years**

(21) Appl. No.: **29/221,266**

(22) Filed: **Jan. 14, 2005**

(51) **LOC (8) Cl.** ..... **08-01**

(52) **U.S. Cl.** ..... **D8/8**

(58) **Field of Classification Search** ..... D15/10-12,  
D15/16; D8/8, 1; 30/276, 122, 216, 264,  
30/390; 56/12.7

See application file for complete search history.

(56) **References Cited**

**U.S. PATENT DOCUMENTS**

4,006,528	A	*	2/1977	Katsuya	.....	30/276
4,179,805	A	*	12/1979	Yamada	.....	30/122
D290,365	S	*	6/1987	Hatano et al.	.....	D8/8
D292,980	S	*	12/1987	Tomita et al.	.....	D8/8
D308,210	S	*	5/1990	Kiyooka et al.	.....	D8/8
D326,270	S	*	5/1992	Wada et al.	.....	D8/8
D333,954	S	*	3/1993	Karlsson et al.	.....	D8/8
D349,022	S	*	7/1994	Kiyooka et al.	.....	D8/8
D353,084	S	*	12/1994	Kiyooka et al.	.....	D8/8
D355,817	S	*	2/1995	Nakadachi	.....	D8/8

5,718,052	A	*	2/1998	Taomo et al.	.....	30/276
6,055,797	A	*	5/2000	Nagashima	.....	56/11.3
6,056,668	A	*	5/2000	Nagashima	.....	477/207
6,065,214	A	*	5/2000	Nagashima	.....	30/276
6,082,087	A	*	7/2000	Tada et al.	.....	56/255
D482,942	S	*	12/2003	Ohi et al.	.....	D8/8

\* cited by examiner

*Primary Examiner*—Stella Reid

*Assistant Examiner*—Mark A. Goodwin

(74) *Attorney, Agent, or Firm*—Manabu Kanesaka

(57) **CLAIM**

The ornamental design for a mowing machine, as shown and described.

**DESCRIPTION**

FIG. 1 is a perspective view of a mowing machine showing our new design;

FIG. 2 is a front view thereof;

FIG. 3 is a rear view thereof;

FIG. 4 is a plan view thereof;

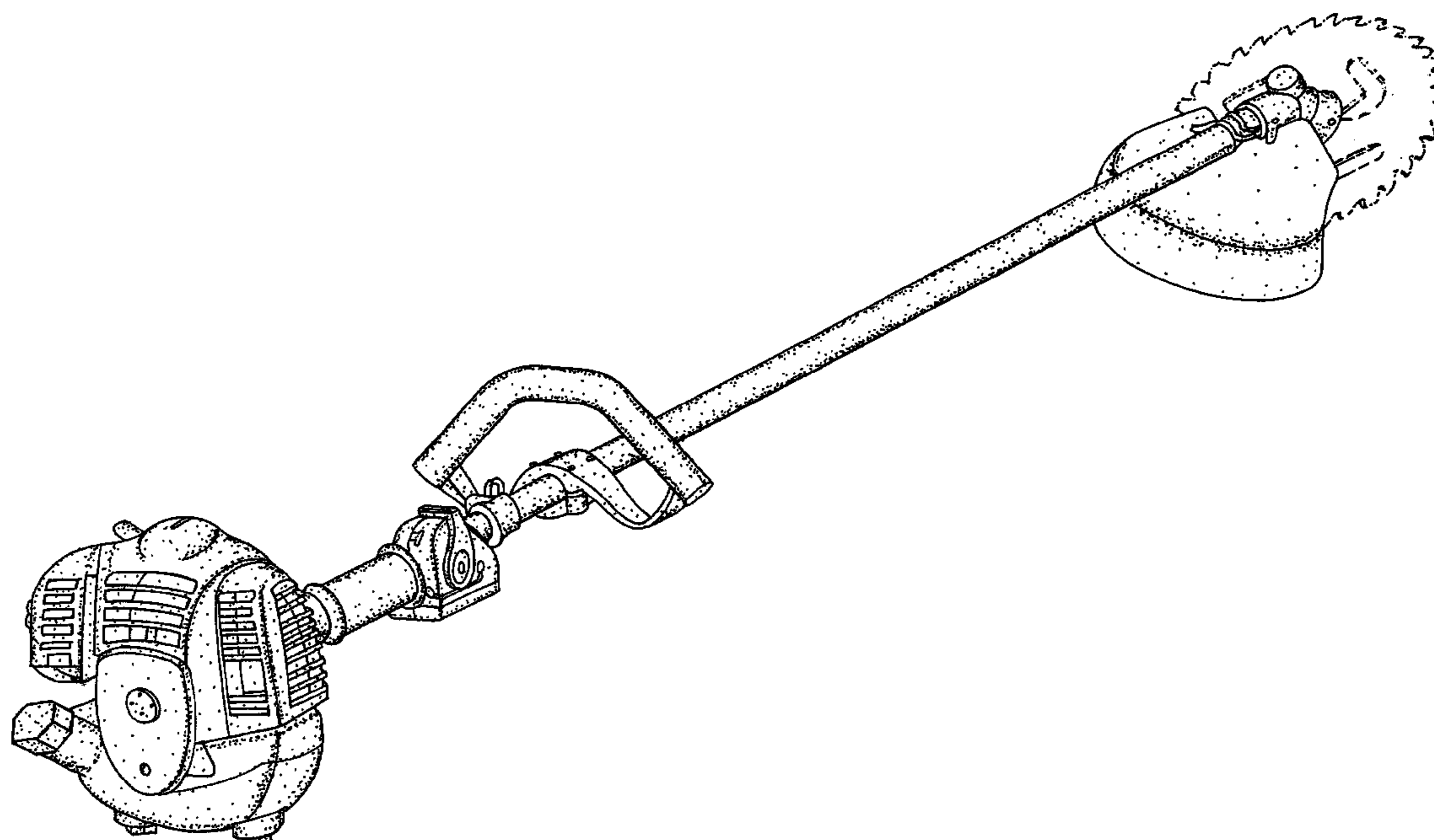
FIG. 5 is a bottom view thereof;

FIG. 6 is a right side view thereof; and,

FIG. 7 is a left side view thereof.

The broken line showing of the blade in FIGS. 1-5, and 7 is for illustrative purposes only and forms no part of the claimed design.

**1 Claim, 4 Drawing Sheets**



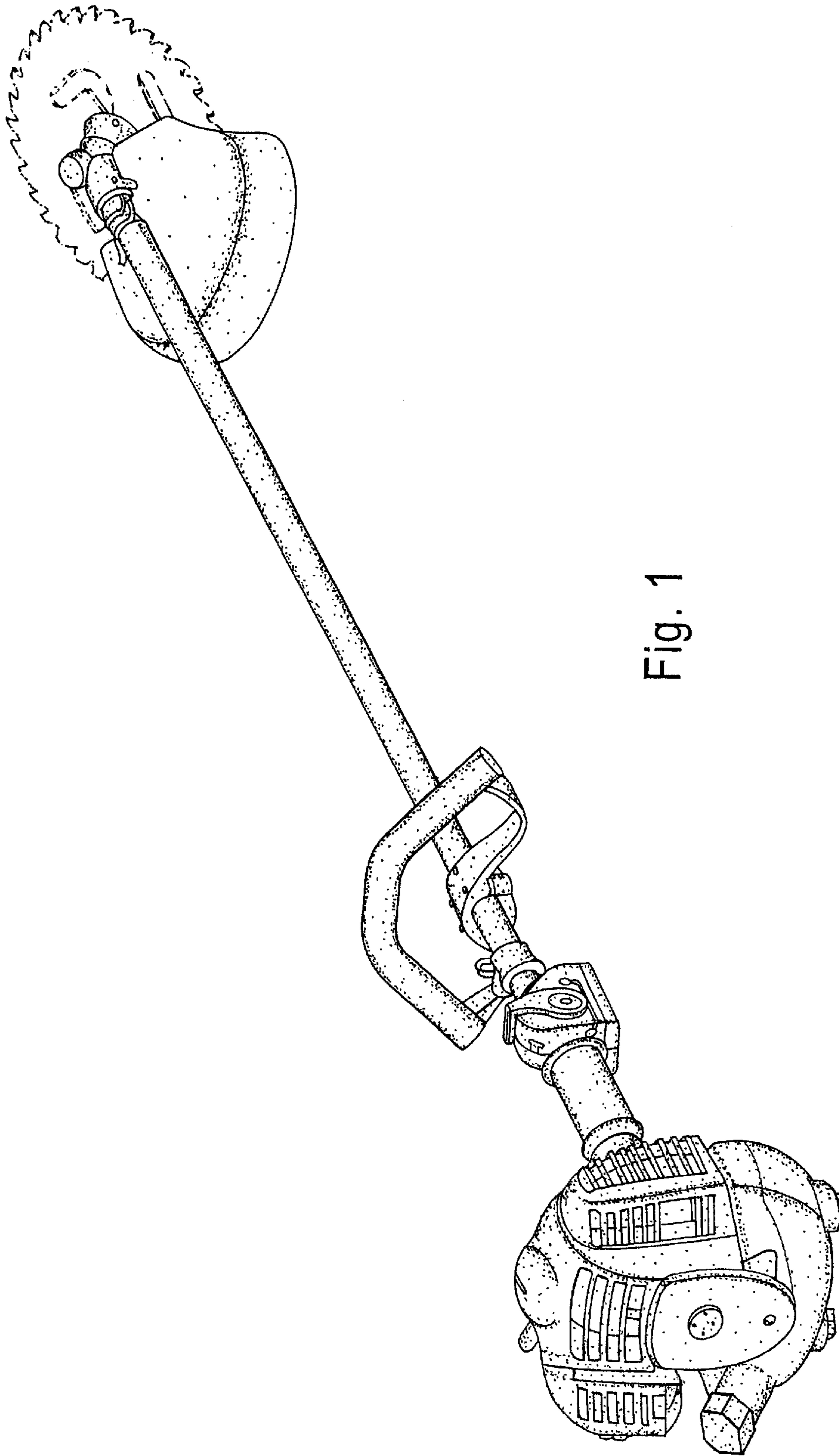


Fig. 1

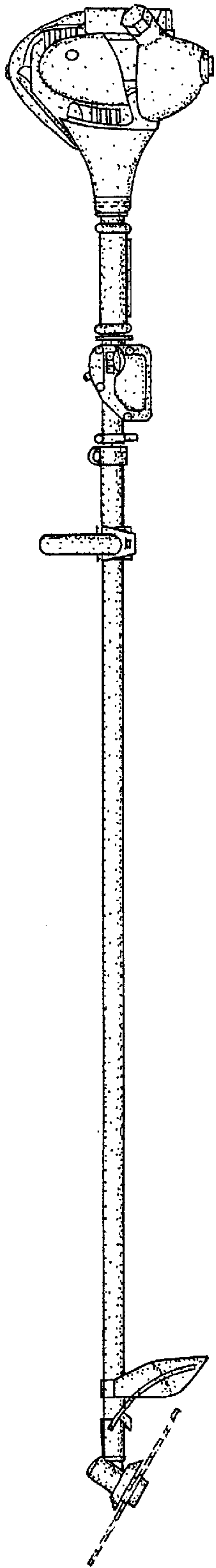


Fig. 2

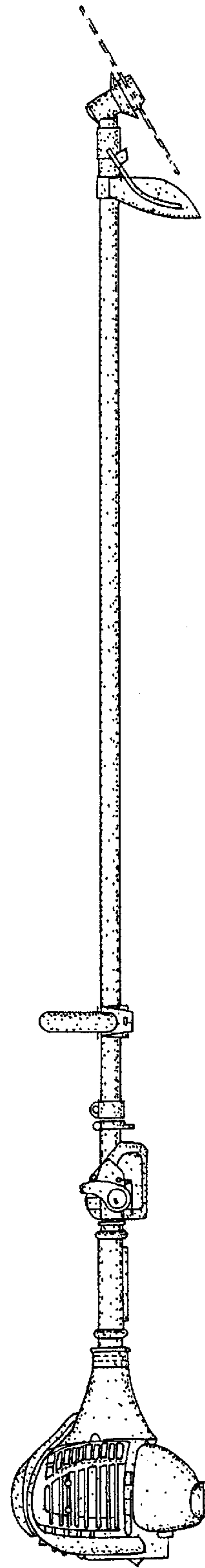


Fig. 3

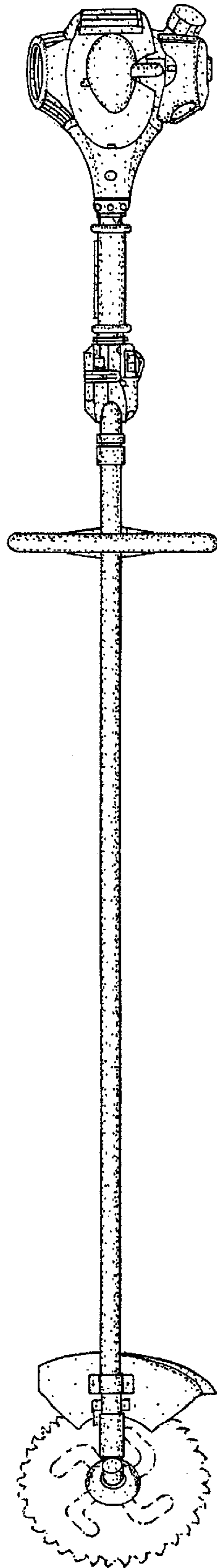


Fig. 4

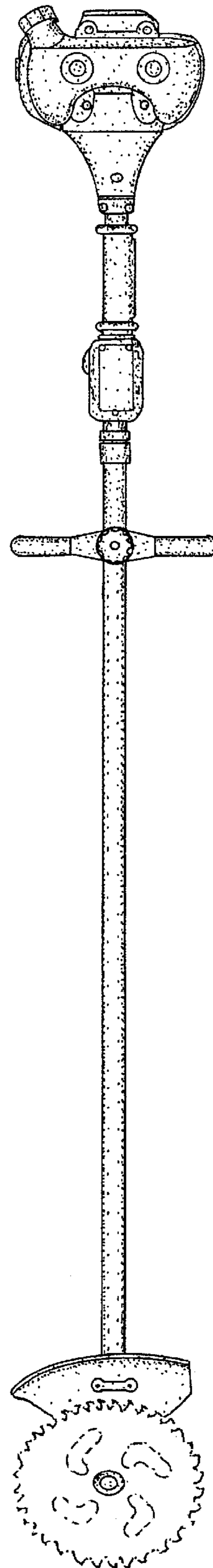


Fig. 5




Fig. 7

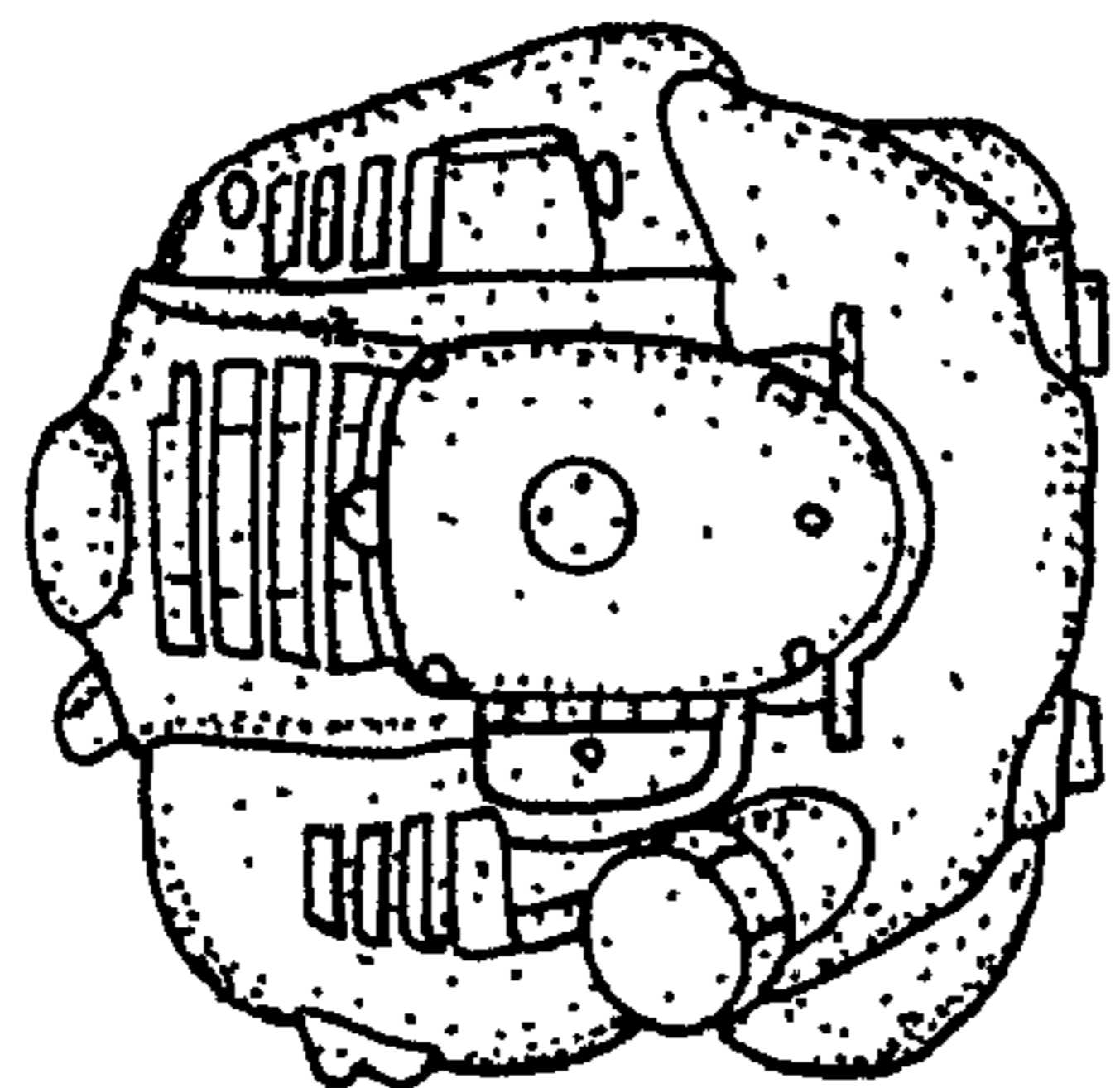


Fig. 6