



US00D519331S

(12) **United States Design Patent**
Camp

(10) **Patent No.:** **US D519,331 S**

(45) **Date of Patent:** **** Apr. 25, 2006**

(54) **DISPOSABLE FIRE FORK**

(76) Inventor: **Deborah K. Camp**, 3250 15th Ave.
Southwest, #8, Fargo, ND (US) 58103

(**) Term: **14 Years**

(21) Appl. No.: **29/213,903**

(22) Filed: **Sep. 24, 2004**

(51) **LOC (8) Cl.** **07-06**

(52) **U.S. Cl.** **D7/683**

(58) **Field of Classification Search** D7/683;
294/55.5; 99/419, 421 A
See application file for complete search history.

(56) **References Cited**

U.S. PATENT DOCUMENTS

968,968	A	*	8/1910	Oblosser	294/55.5
2,517,448	A	*	8/1950	Schmeling	99/421 A
2,876,694	A		3/1959	Thomas	99/421
3,078,787	A		2/1963	Arseneault	99/419
3,742,840	A	*	7/1973	Cogswell	99/421 A
3,745,910	A		7/1973	Delamater	99/419
3,931,758	A		1/1976	Blake	99/419
4,126,086	A		11/1978	Valade	99/419
4,176,592	A	*	12/1979	Doyle, Jr.	99/419
4,446,777	A		5/1984	Grigorenko	99/419
4,539,751	A		9/1985	Chan	30/322
5,117,558	A		6/1992	Hull	30/323
D377,888	S		2/1997	Griffin	D7/683
D395,988	S		7/1998	Badour	D7/683

5,775,207	A	*	7/1998	Warren	99/394
D427,025	S	*	6/2000	Lee	D7/683
6,196,121	B1		3/2001	Crowl	99/421
D439,809	S	*	4/2001	Ming et al.	D7/683

* cited by examiner

Primary Examiner—Holly H. Baynham

(57) **CLAIM**

The ornamental design for a disposable fire fork, as shown and described.

DESCRIPTION

FIG. 1 is an upper perspective view of a disposable fire fork showing my new design.

FIG. 2 is a top view of a disposable fire fork showing my new design.

FIG. 3 is a bottom view of a disposable fire fork showing my new design.

FIG. 4 is a right side view of a disposable fire fork showing my new design.

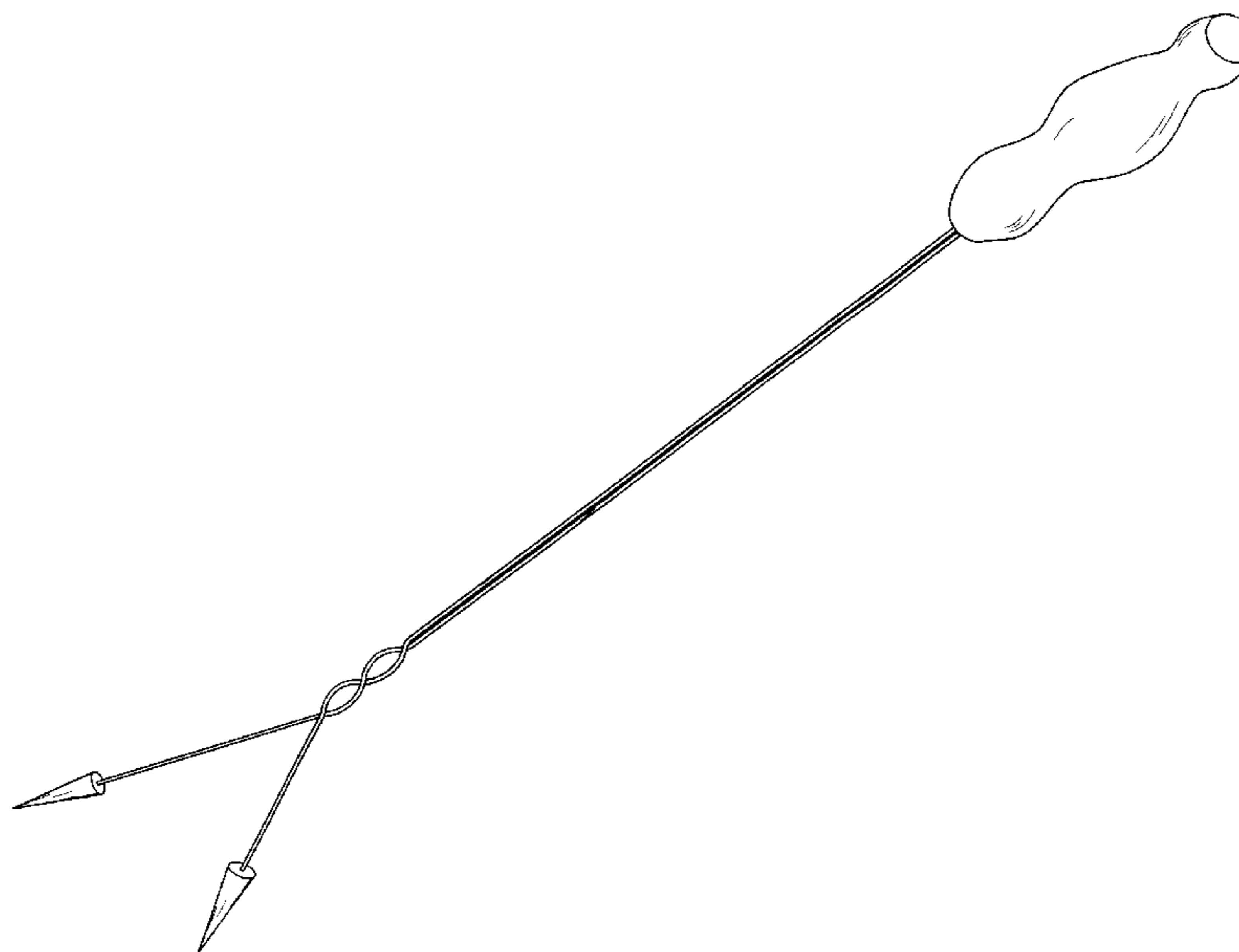
FIG. 5 is a left side view of a disposable fire fork showing my new design.

FIG. 6 is an enlarged front end view of a disposable fire fork showing my new design; and,

FIG. 7 is a rear end view of a disposable fire fork showing my new design.

Any shading and cross-hatching are not features of the design but are utilized to illustrate the surface contours of the disposable fire fork in the drawings.

1 Claim, 7 Drawing Sheets






FIG. 1

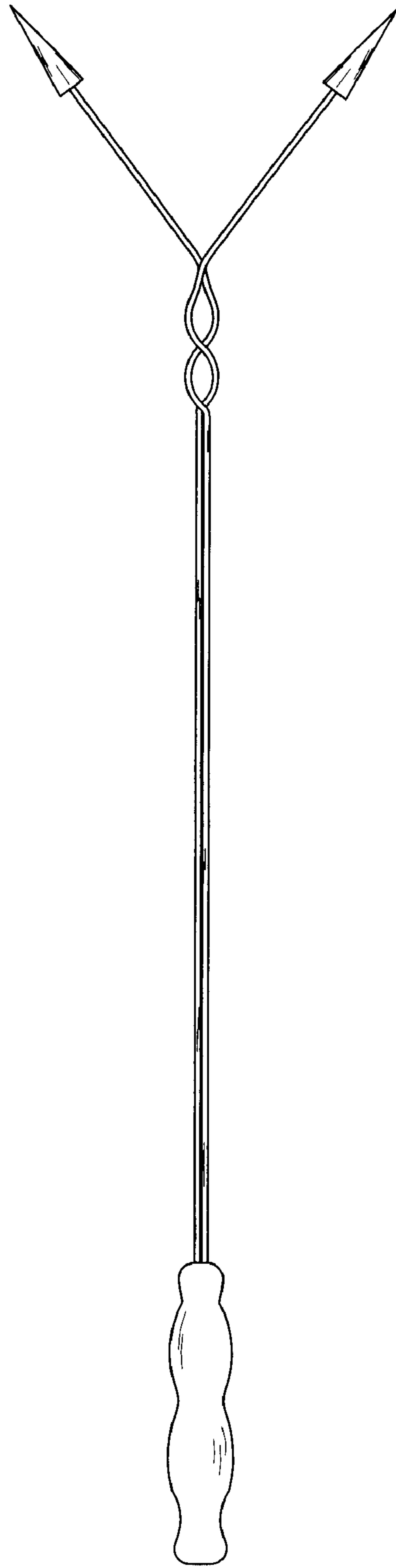


FIG. 2

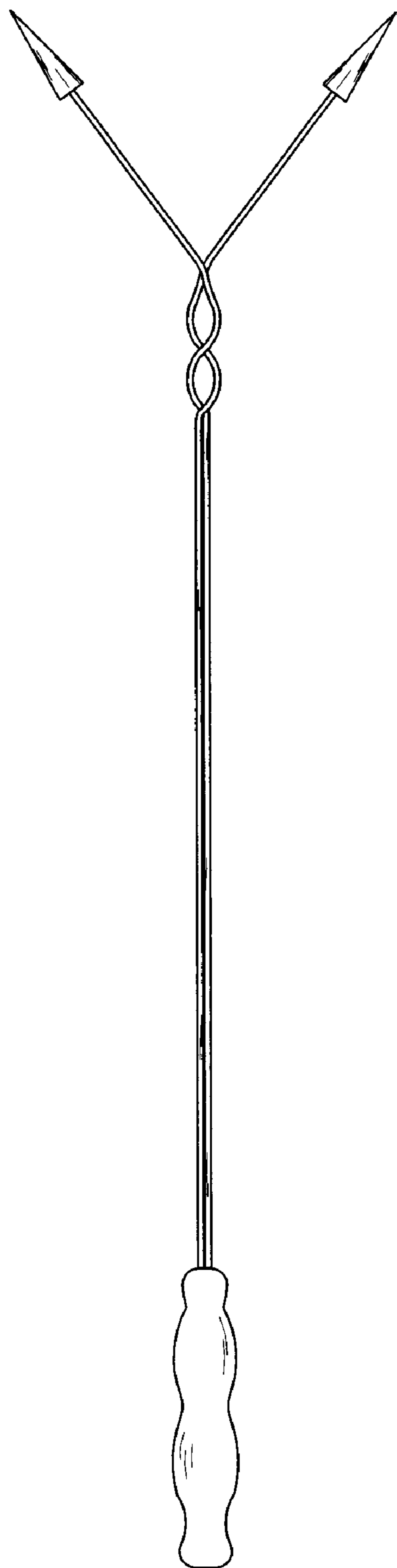


FIG. 3

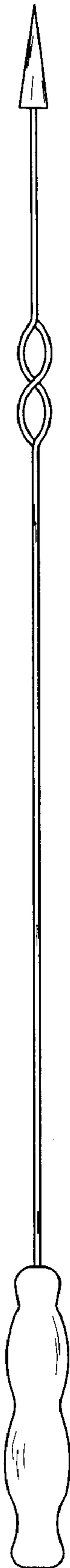


FIG. 4



FIG. 5

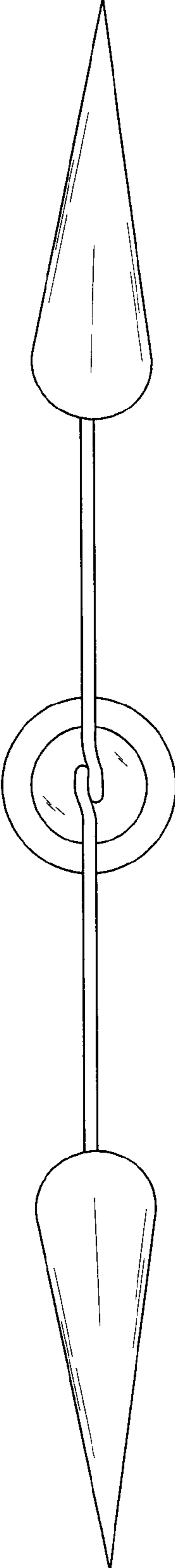


FIG. 6

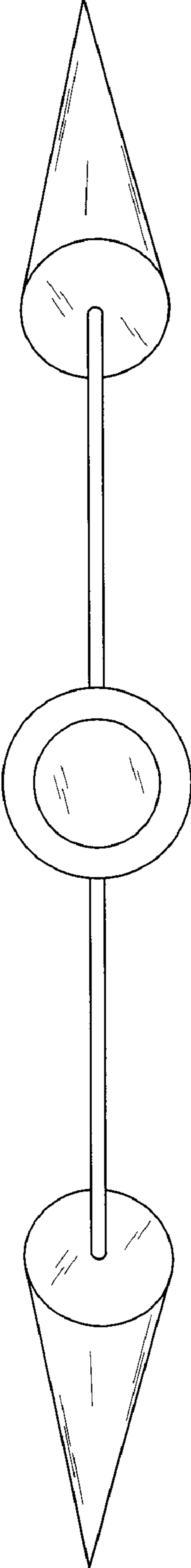


FIG. 7