



US00D519325S

(12) **United States Design Patent**
Goodman et al.

(10) **Patent No.:** **US D519,325 S**

(45) **Date of Patent:** **** Apr. 25, 2006**

(54) **TRIVET HOLDER**

D438,432 S 3/2001 Goodman et al.
D446,688 S * 8/2001 Vanello D7/601
D497,519 S 10/2004 Goodman et al.

(75) Inventors: **Sheldon H. Goodman**, 30905 Stratford Dr., Solon, OH (US) 44139; **Kent W. Murphy**, Wooster, OH (US)

(73) Assignee: **Sheldon H. Goodman**, Solon, OH (US)

(**) Term: **14 Years**

(21) Appl. No.: **29/219,718**

(22) Filed: **Dec. 21, 2004**

(51) **LOC (8) Cl.** **07-06**

(52) **U.S. Cl.** **D7/601; D7/619.1**

(58) **Field of Classification Search** D7/601,
D7/619.1-625, 701, 704, 707, 708, 387;
D6/458, 462; 211/13.1, 41.1, 41.2, 41.4,
211/41.7, 42, 49.1, 85.31, 181.1; 248/346.01,
248/346.11

See application file for complete search history.

(56) **References Cited**

U.S. PATENT DOCUMENTS

D397,584 S * 9/1998 Vanello D7/601
D433,286 S 11/2000 Goodman et al.

OTHER PUBLICATIONS

New From Spectrum Flyer, Circa 2002, 1 page.

* cited by examiner

Primary Examiner—Terry A. Wallace

(74) *Attorney, Agent, or Firm*—Fay, Sharpe, Fagan,
Minnich & McKee, LLP

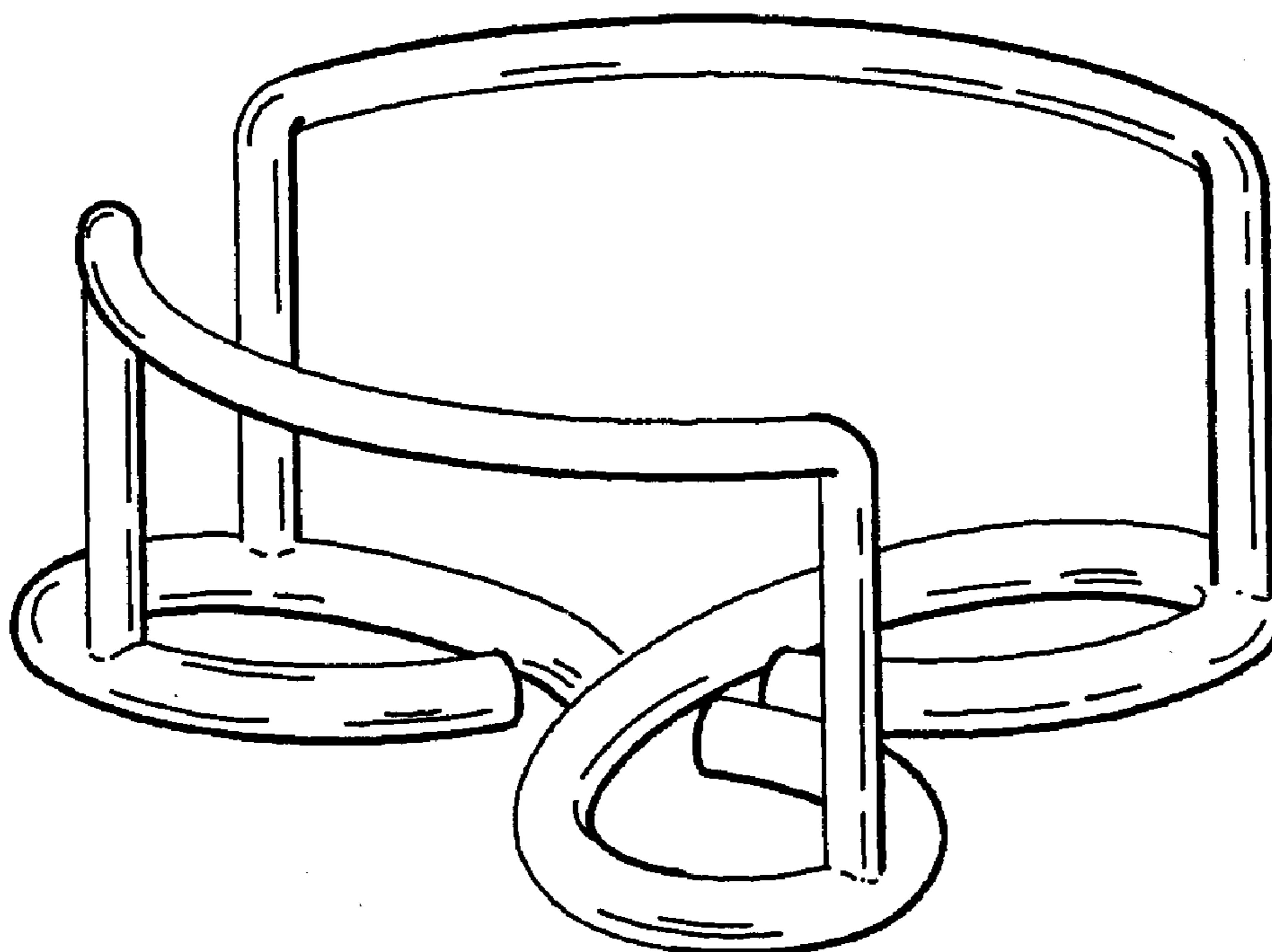
(57) **CLAIM**

The ornamental design for a trivet holder, as shown and described.

DESCRIPTION

FIG. 1 is a front elevational view of a trivet holder showing our new design;
FIG. 2 is a left side elevational view thereof, with a right side elevational view being a mirror image thereof;
FIG. 3 is a perspective view thereof;
FIG. 4 is a top plan view thereof; and,
FIG. 5 is a bottom plan view thereof.

1 Claim, 1 Drawing Sheet



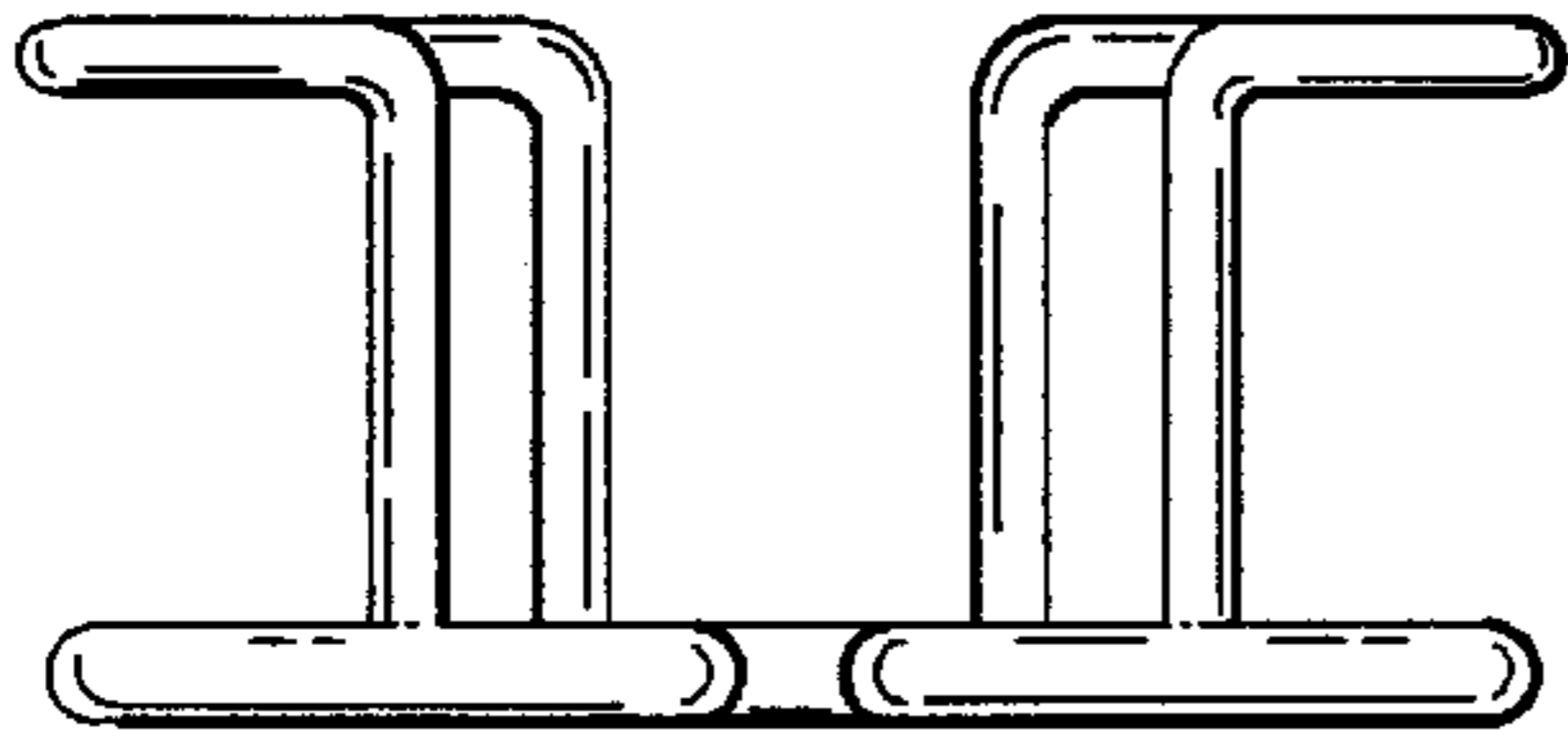


Fig. 1




Fig. 2

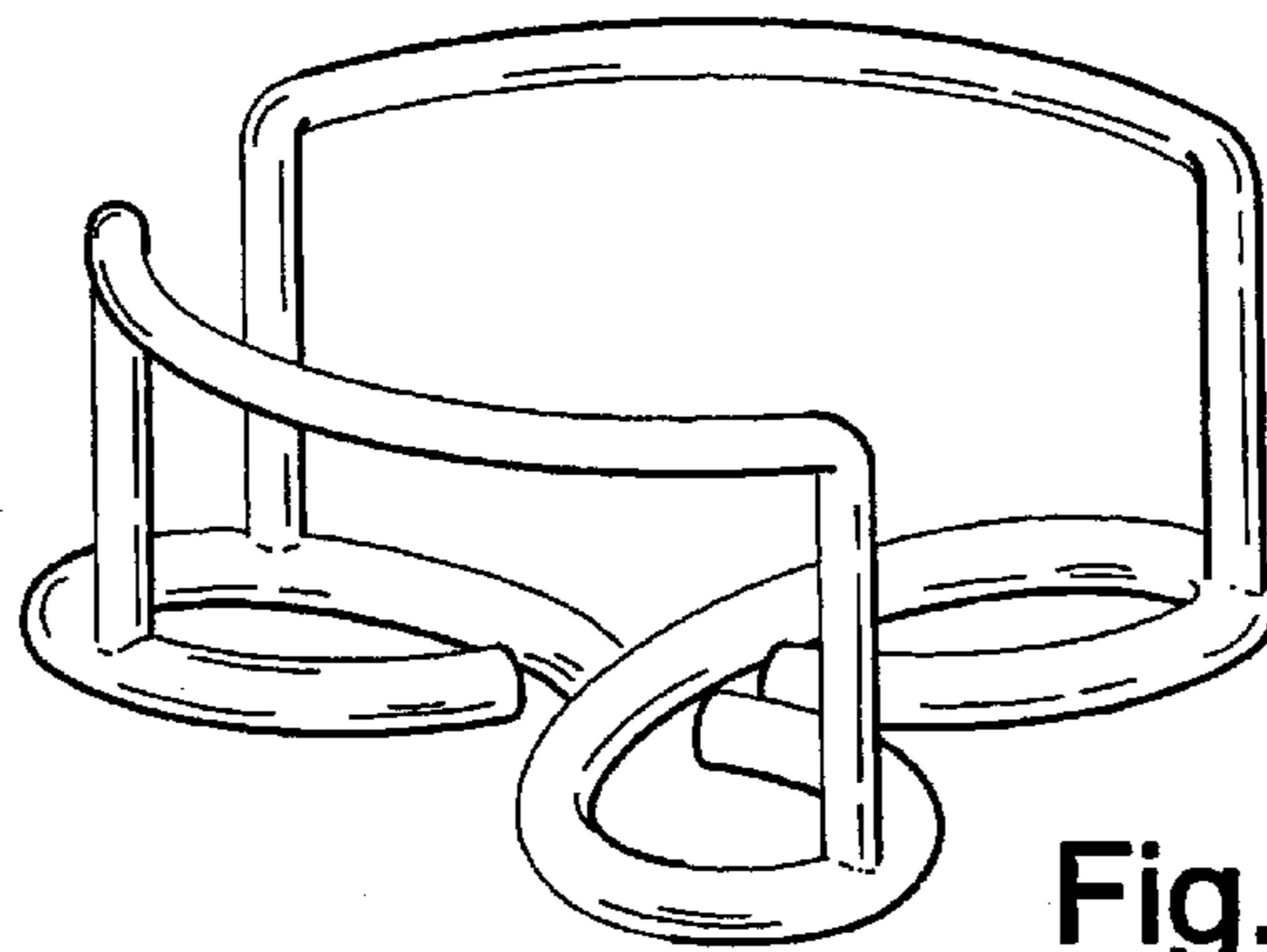


Fig. 3




Fig. 4




Fig. 5