



US00D519319S

(12) **United States Design Patent**
Schroeter et al.

(10) **Patent No.:** **US D519,319 S**

(45) **Date of Patent:** **** Apr. 25, 2006**

(54) **BARBECUE CART DOOR**

(75) Inventors: **Wolfgang Schroeter**, Midhurst (CA);
Ingrid Schroeter, Midhurst (CA);
Steven Schwarz, Barrie (CA)

(73) Assignee: **Napoleon Systems & Developments, Inc.**, Barrie (CA)

(**) Term: **14 Years**

(21) Appl. No.: **29/230,794**

(22) Filed: **May 27, 2005**

Related U.S. Application Data

(62) Division of application No. 29/176,877, filed on Mar. 3, 2003.

(51) **LOC (8) Cl.** **07-02**

(52) **U.S. Cl.** **D7/405**

(58) **Field of Classification Search** D7/332-337,
D7/402-405, 347-348, 339-341; 126/25 R,
126/41 R, 19 R, 19 M, 273 R, 190, 198;
D6/492, 433, 446, 422; 99/419 R
See application file for complete search history.

(56) **References Cited**

U.S. PATENT DOCUMENTS

D299,856 S * 2/1989 Mowrey D23/347
D357,833 S * 5/1995 Newhouse D6/494
D373,272 S * 9/1996 Saunders D6/492
D406,489 S * 3/1999 Williams et al. D7/334
5,960,785 A * 10/1999 Byrne et al. 126/200

D417,099 S * 11/1999 Johnson, Jr. D6/492
D437,312 S * 2/2001 Gorman D14/240
D471,057 S * 3/2003 Chung D7/334
D472,689 S * 4/2003 Benn D34/27
D499,928 S * 12/2004 Zhang D7/334

OTHER PUBLICATIONS

Napoleon Gourmet Gas Grill, eight (8) pages. No date.
Copy of one page Sears brochure published in 2002.
Style at Home, p. 23, Sep.2002.
Copy of one page of Concordia Furniture. No date.
Design Details, p. 121, Oct. 2002.

* cited by examiner

Primary Examiner—Ruth McInroy

(74) *Attorney, Agent, or Firm*—Merek, Blackmon & Voorhees, LLC

(57) **CLAIM**

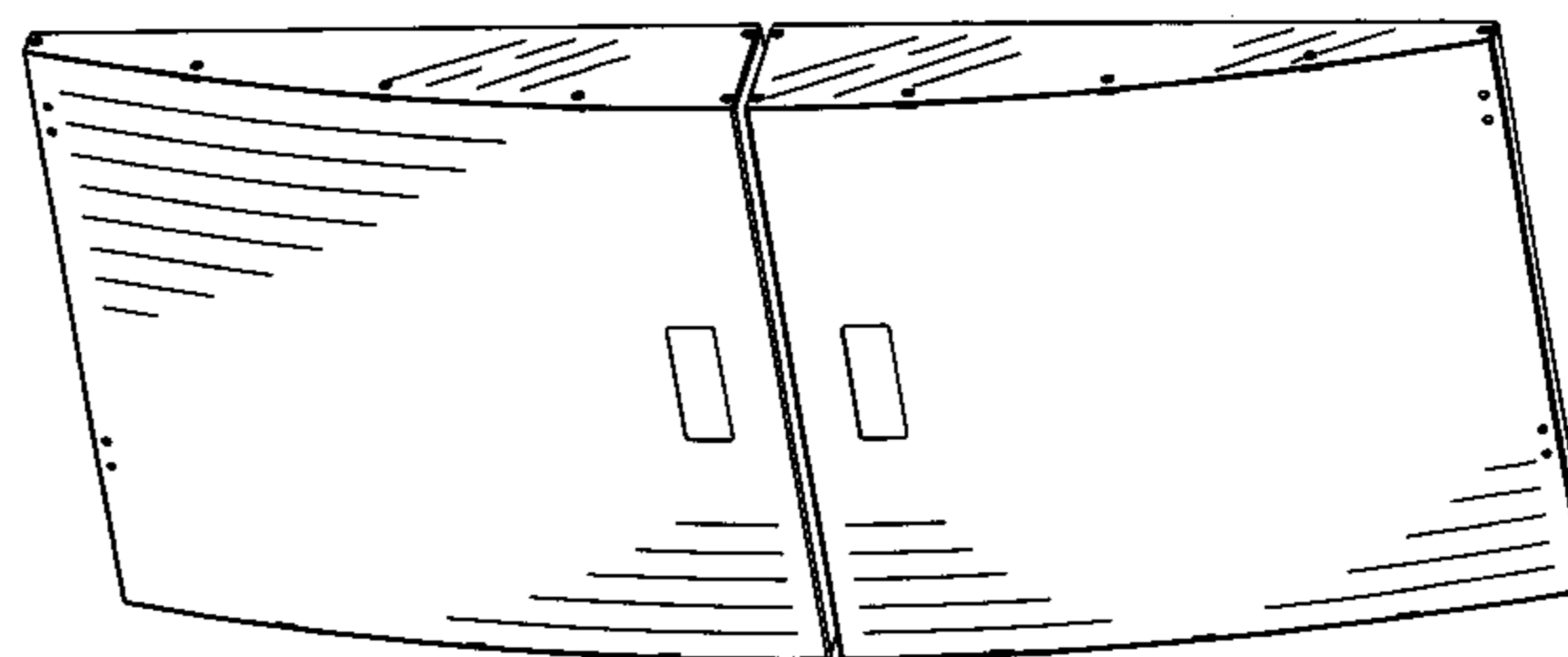
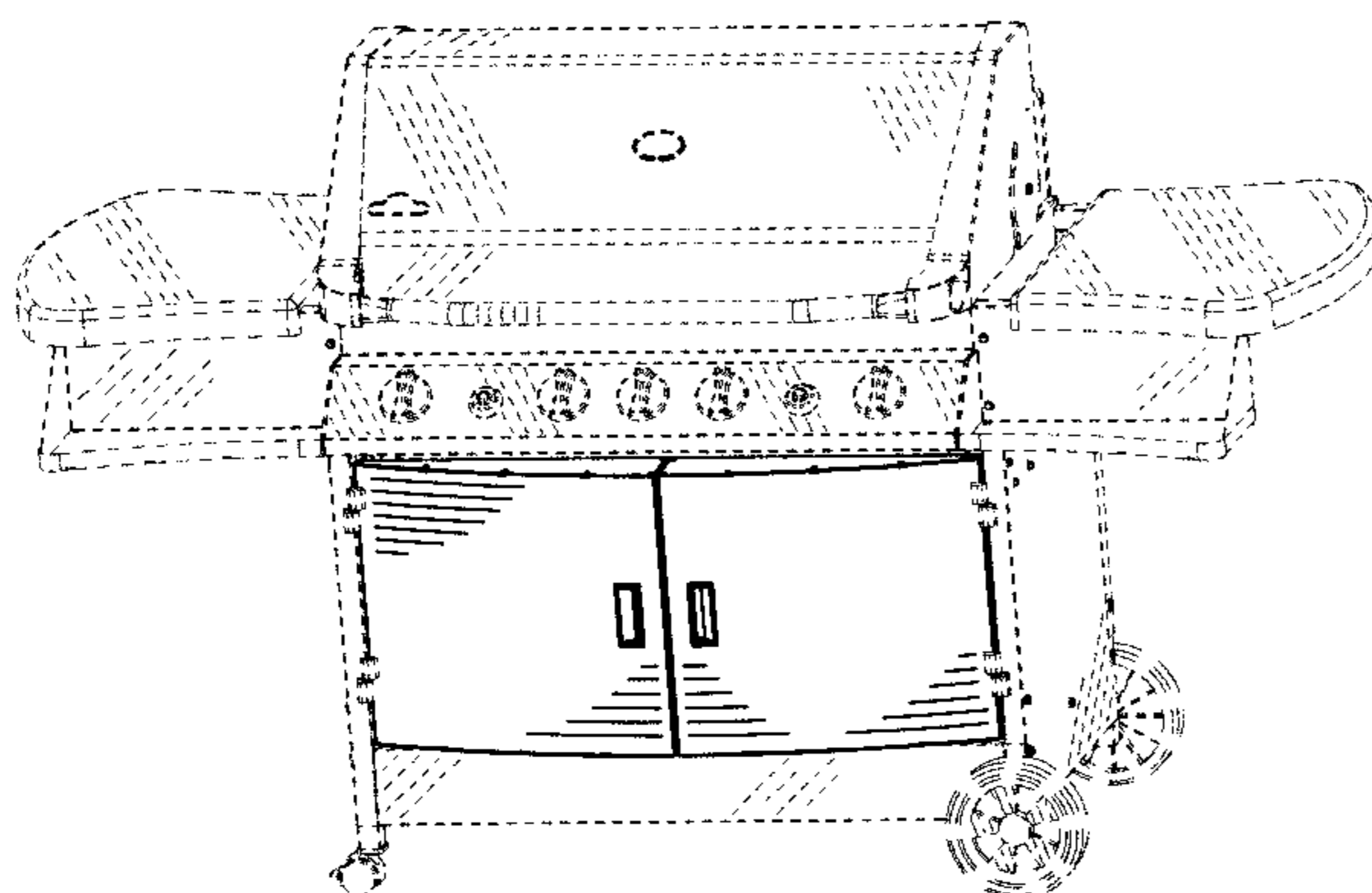
The ornamental design for a barbecue cart door, as shown and described.

DESCRIPTION

FIG. 1 is an upper front perspective view of a barbecue cart door showing our new design;
FIG. 2 is an upper front perspective view thereof;
FIG. 3 is a top plan view thereof;
FIG. 4 is a left end view thereof;
FIG. 5 is a right end view thereof; and,
FIG. 6 is a rear view thereof.

The broken lines shown in FIG. 1 are for illustrative purposes only and form no part of the claimed design.

1 Claim, 6 Drawing Sheets



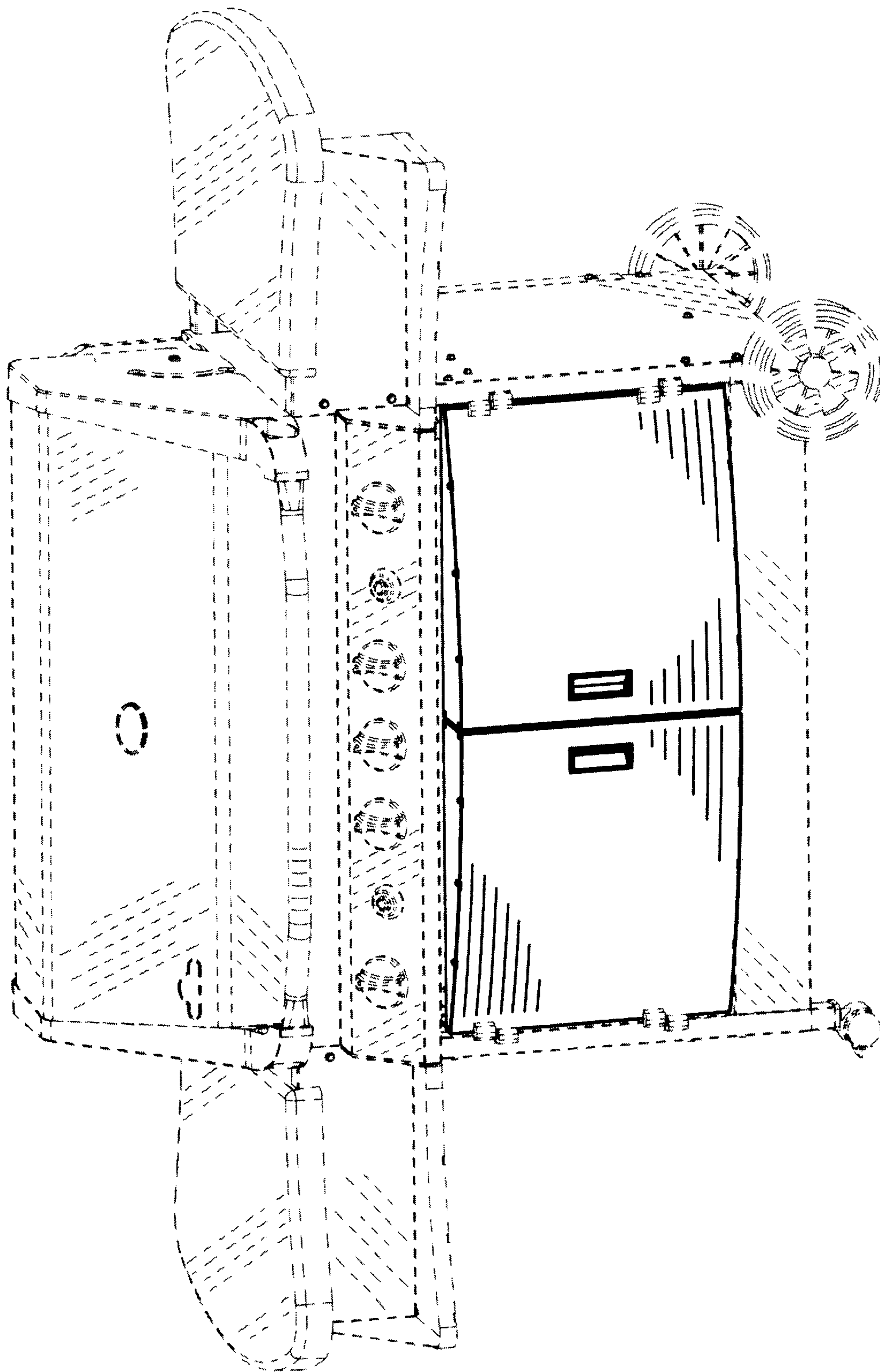


FIGURE 1

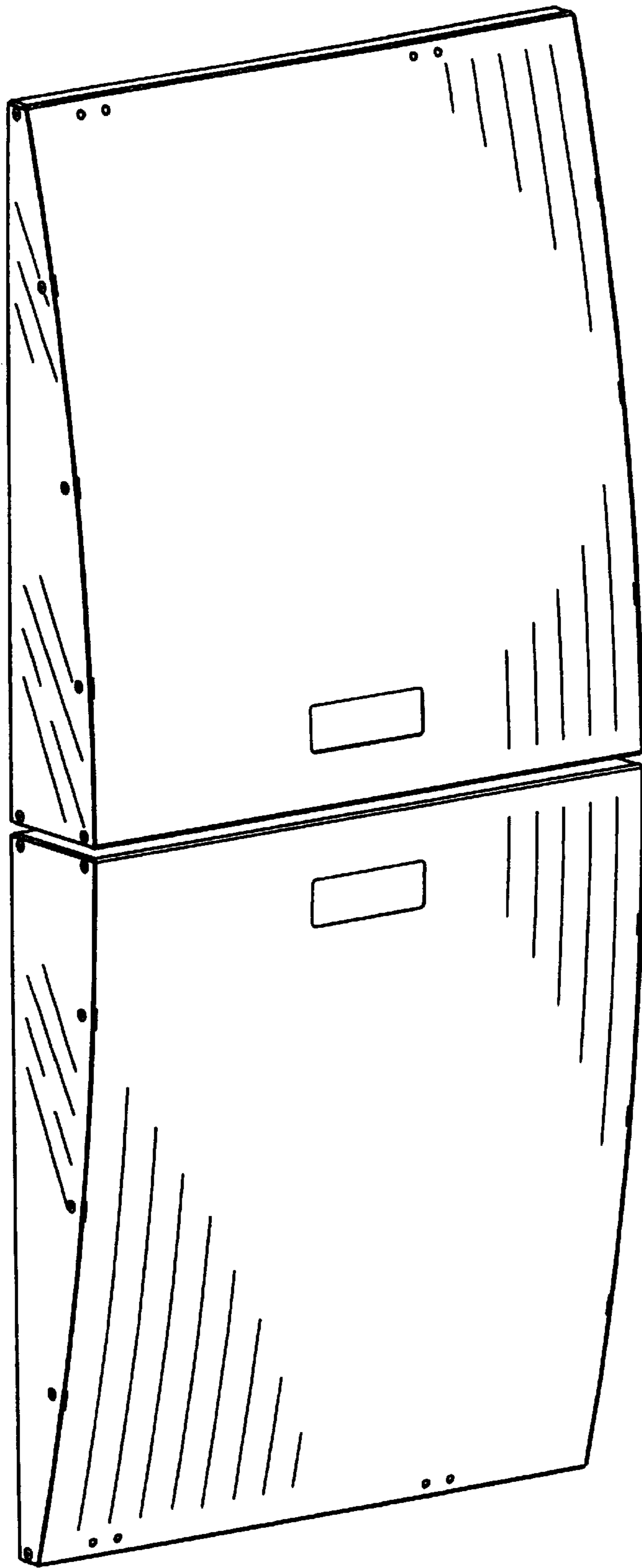


FIGURE 2

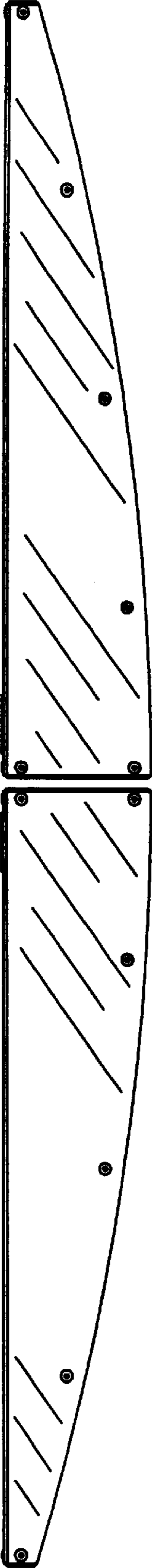


FIGURE 3



FIGURE 4




FIGURE 5

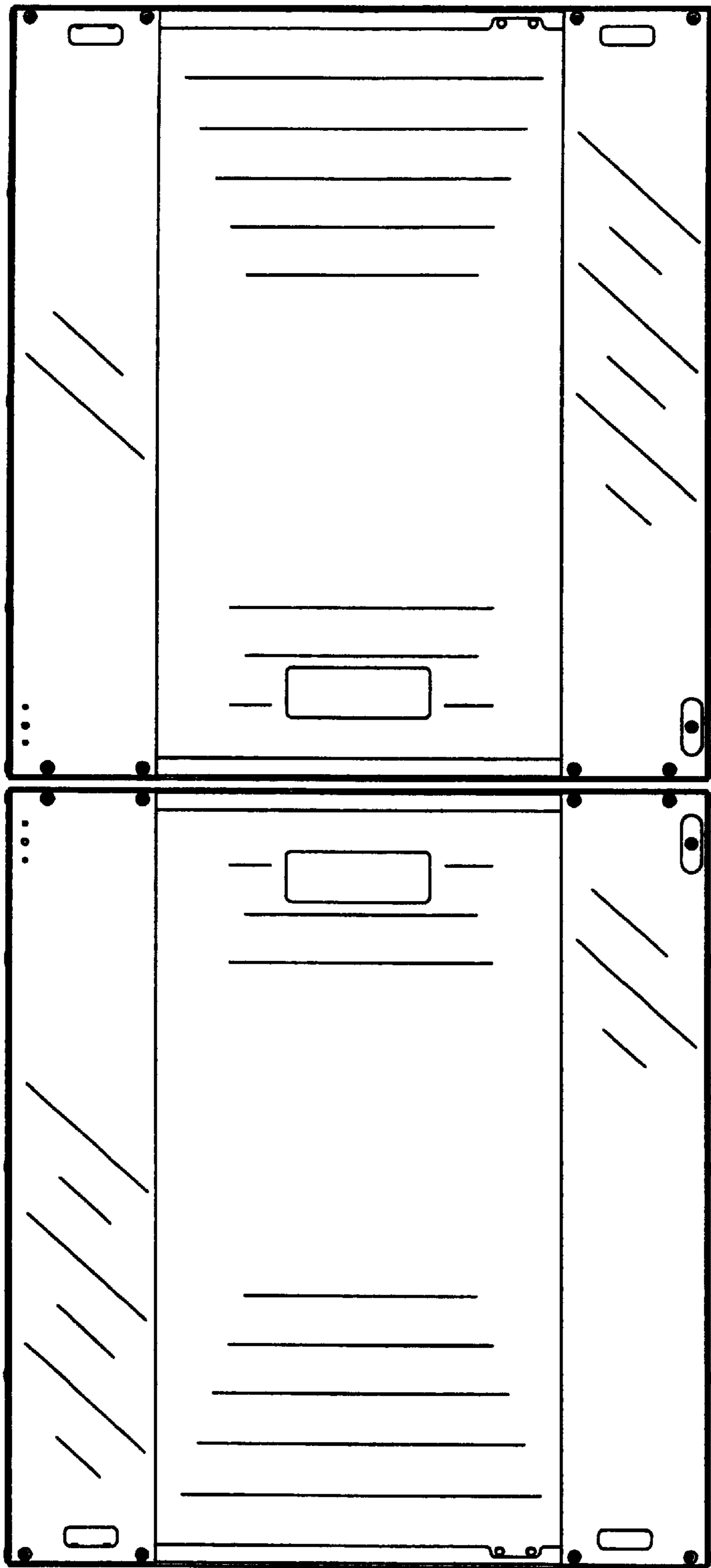


FIGURE 6