



US00D519315S

(12) **United States Design Patent**
Coudurier

(10) **Patent No.:** **US D519,315 S**

(45) **Date of Patent:** **** Apr. 25, 2006**

(54) **HANDLE FOR COOKING UTENSILS**

(75) **Inventor:** **Olivier Coudurier**, Marigny Saint
Marcel (FR)

(73) **Assignee:** **Tefal S.A.**, Rumilly (FR)

(**) **Term:** **14 Years**

(21) **Appl. No.:** **29/202,049**

(22) **Filed:** **Mar. 25, 2004**

(30) **Foreign Application Priority Data**

Sep. 25, 2003 (FR) 03 4650

(51) **LOC (8) Cl.** **07-02**

(52) **U.S. Cl.** **D7/394; D8/300**

(58) **Field of Classification Search** D8/107,
D8/300, 307, 313, 315-316, 321-322, 338,
D8/343, 350; D7/394; D24/113, 133; 16/110.1,
16/DIG. 12, 404, 430; 81/489; 292/247;
15/120.2, 143.1

See application file for complete search history.

(56) **References Cited**

U.S. PATENT DOCUMENTS

D249,223 S * 9/1978 Holden D8/14
4,964,192 A * 10/1990 Marui 16/421
D417,121 S * 11/1999 Brunianyn D7/395
D422,191 S * 4/2000 Usbeck D8/107
D461,095 S * 8/2002 Coudurier D7/395

D469,327 S * 1/2003 Chen D8/107
D481,610 S * 11/2003 Neumann et al. D8/107
D483,242 S * 12/2003 Heathcock et al. D8/107
D505,791 S * 6/2005 Chang D4/138

OTHER PUBLICATIONS

U.S. Appl. No. 29/202,051; filed Mar. 25, 2004.
U.S. Appl. No. 29/202,055; filed Mar. 25, 2004.
U.S. Appl. No. 29/203,208; filed Apr. 9, 2004.

* cited by examiner

Primary Examiner—Stella Reid
Assistant Examiner—Jean E. McCormick

(74) *Attorney, Agent, or Firm*—Fross, Zelnick Lehrman &
Zissu, P.C.; David I. Greenbaum, Esq.

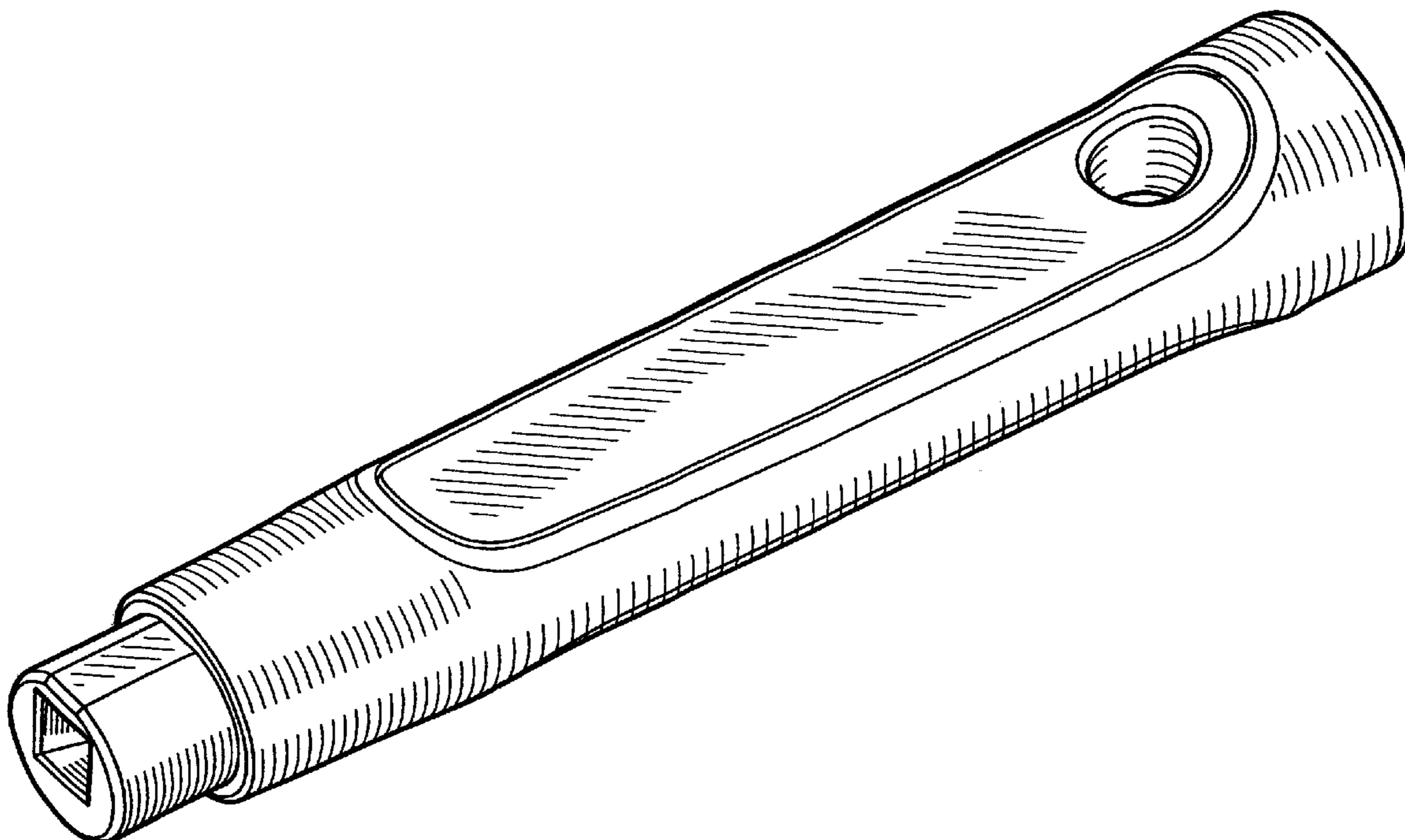
(57) **CLAIM**

The ornamental design for a handle for cooking utensils, as
shown and described.

DESCRIPTION

FIG. 1 is a perspective view of a handle for cooking utensils
showing my new design;
FIG. 2 is a top view thereof;
FIG. 3 is a bottom view thereof;
FIG. 4 is a rear view thereof;
FIG. 5 is a front view thereof;
FIG. 6 is a right side view thereof; and,
FIG. 7 is a left side view thereof.

1 Claim, 7 Drawing Sheets



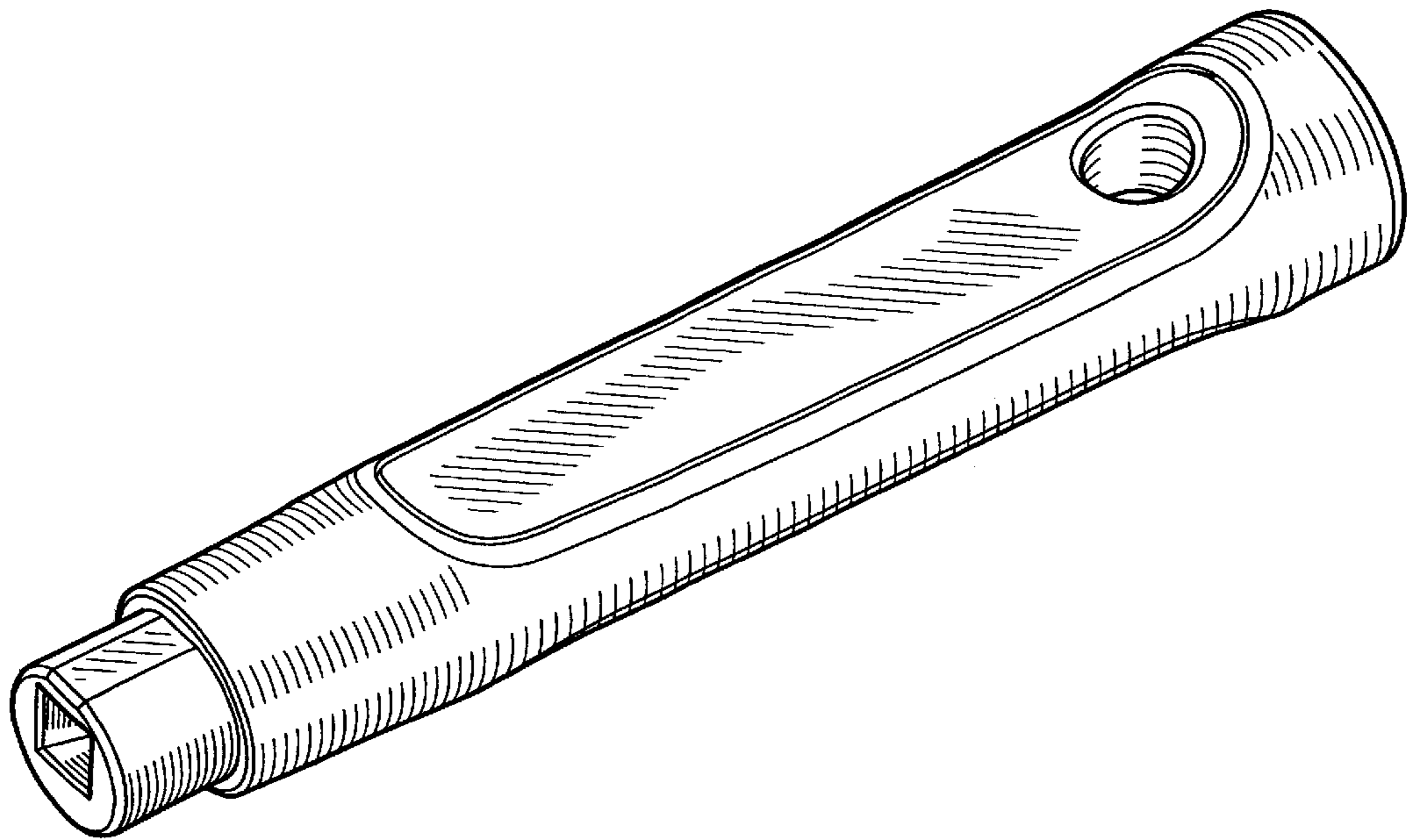


Fig. 1

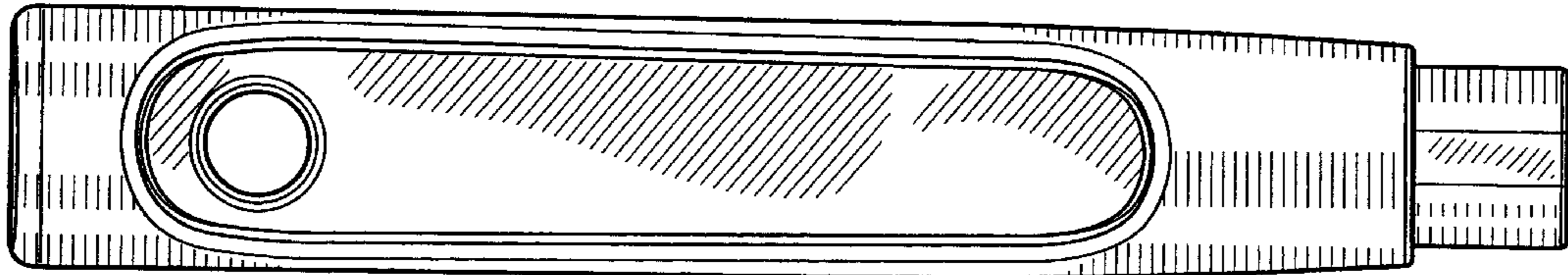


Fig. 2

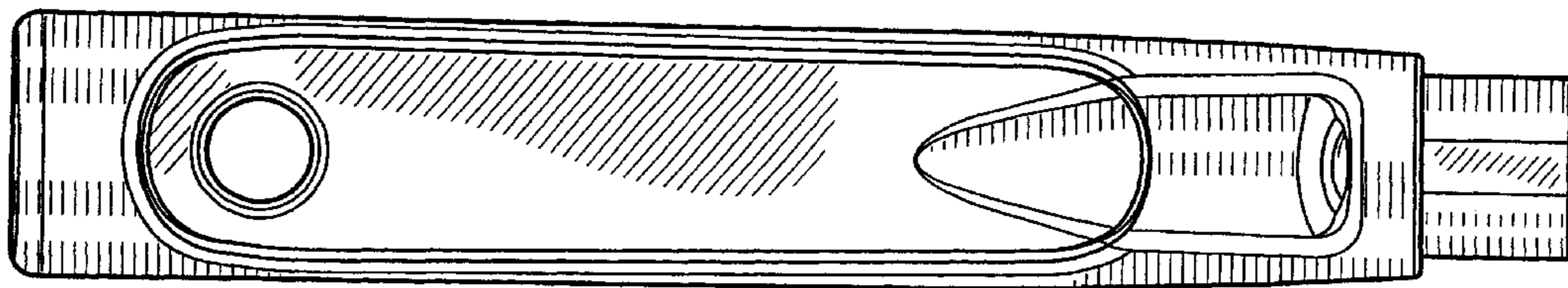


Fig. 3

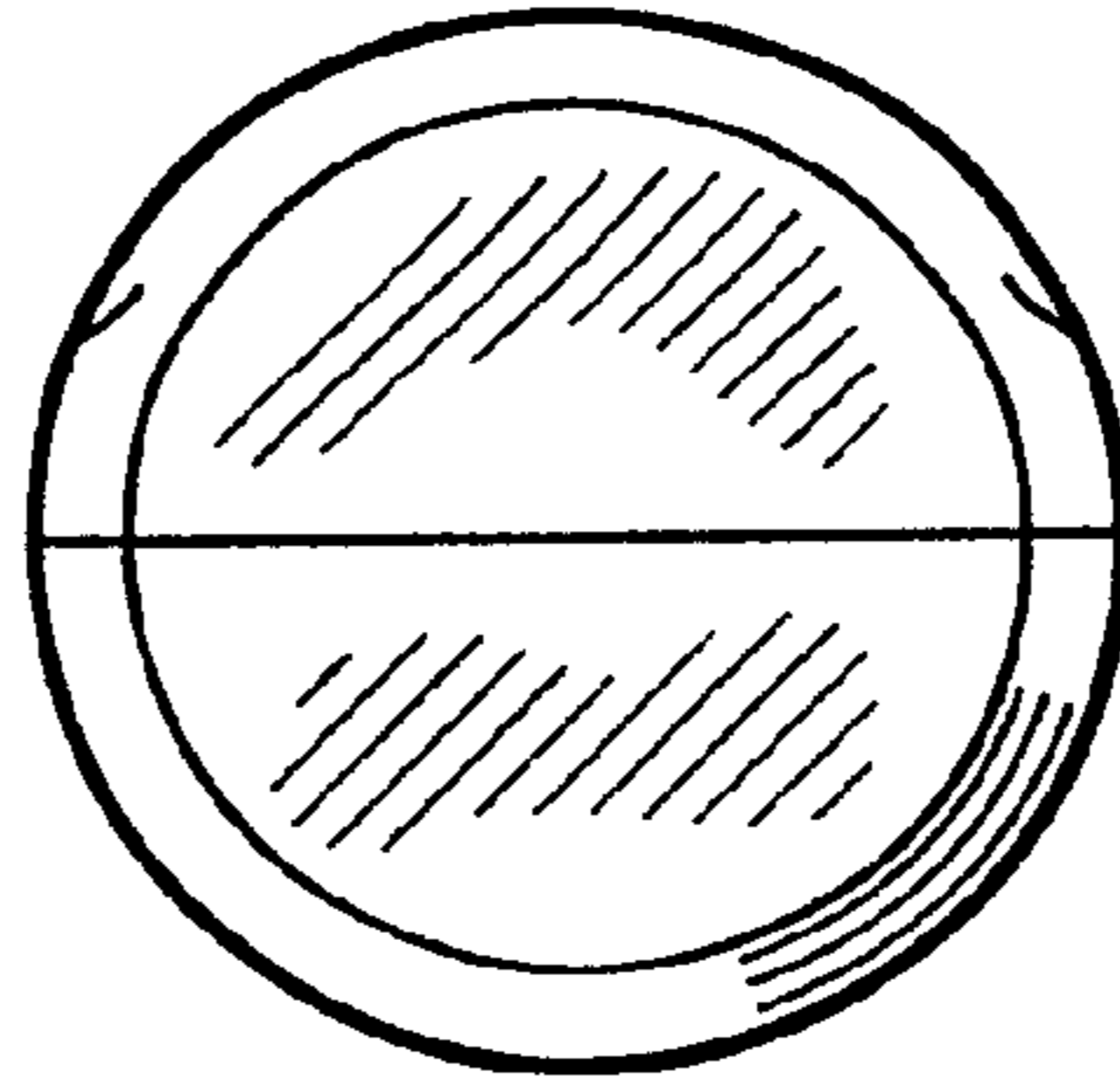


Fig. 4




Fig. 5

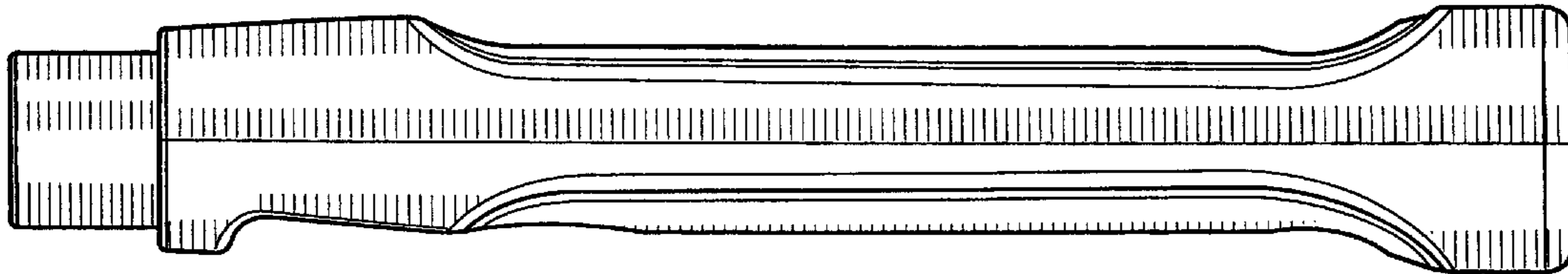


Fig. 6

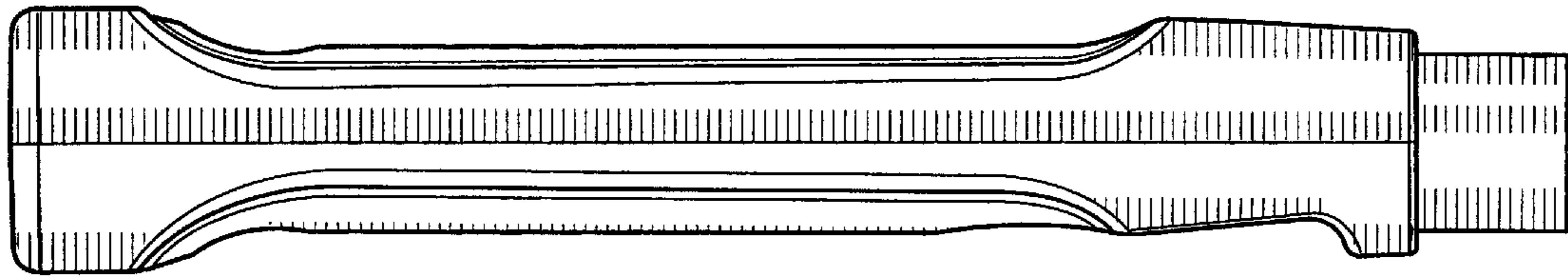


Fig. 7