

US00D519304S

(12) **United States Design Patent** (10) **Patent No.:** **US D519,304 S**
O'Hare (45) **Date of Patent:** **** Apr. 25, 2006**

(54) **FURNITURE LEG**

(75) Inventor: **Timothy M. O'Hare**, Oak Ridge, NC
(US)

(73) Assignee: **Thomasville Furniture Industries,
Inc.**, Thomasville, NC (US)

(**) Term: **14 Years**

(21) Appl. No.: **29/214,595**

(22) Filed: **Oct. 6, 2004**

(51) **LOC (8) Cl.** **06-06**

(52) **U.S. Cl.** **D6/495**

(58) **Field of Classification Search** D6/480-489,
D6/495-499; 108/150, 153.1, 155, 156, 157.1,
108/161; 248/188, 188.1, 188.8, 188.9
See application file for complete search history.

(56) **References Cited**

U.S. PATENT DOCUMENTS

D341,506 S * 11/1993 Nourse D6/480
D424,837 S * 5/2000 Hazen et al. D6/480
D459,612 S * 7/2002 Vaaler D6/432
D461,337 S * 8/2002 Stokes D6/480
D509,683 S * 9/2005 Mohundro D6/480

OTHER PUBLICATIONS

Dictionary of Furniture, by Charles Boyce, c1985, scroll
foot at right and second from top.*
Leg on Square Cocktail Table, Summer Cottage Collection
brochure, Thomasville Furniture Industries, Inc., p. 5, 2002.

Hampton Court Bench, Gregorius/Pineo, date unknown,
available as of the filing date.

* cited by examiner

Primary Examiner—Janice E. Seeger

(74) *Attorney, Agent, or Firm*—Womble Carlyle Sandridge
& Rice, PLLC

(57) **CLAIM**

The ornamental design for a furniture leg, as shown and
described.

DESCRIPTION

FIG. 1 is a first perspective view of a furniture leg showing
my new design for a sofa table;

FIG. 2 is a second perspective view thereof;

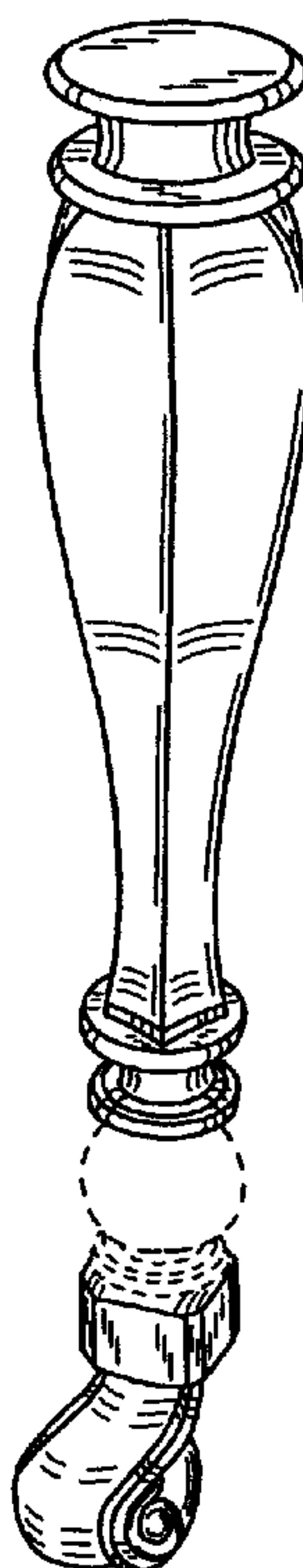
FIG. 3 is a side elevational view, the opposite side being a
mirror image thereof;

FIG. 4 is a perspective view of a second embodiment of a
furniture leg showing my new design for an end table with
a shorter, wider leg; and,

FIG. 5 is a perspective view of a third embodiment of a
furniture leg showing my new design for a cocktail table
with a shorter, wider leg.

The views of the furniture leg not shown form no part of the
claimed design. The broken lines depicting ornamentation
represent environmental elements only and form no part of
the claimed design.

1 Claim, 2 Drawing Sheets



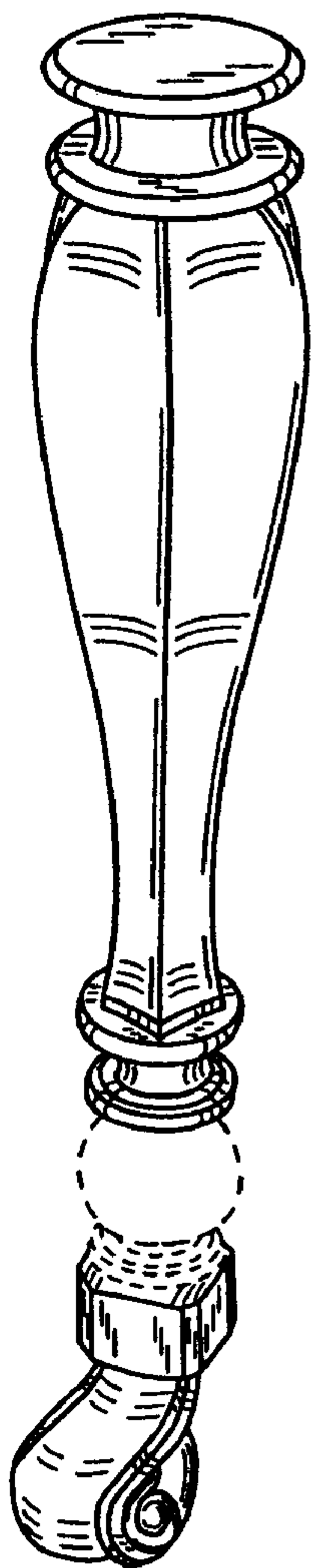


Fig. 1

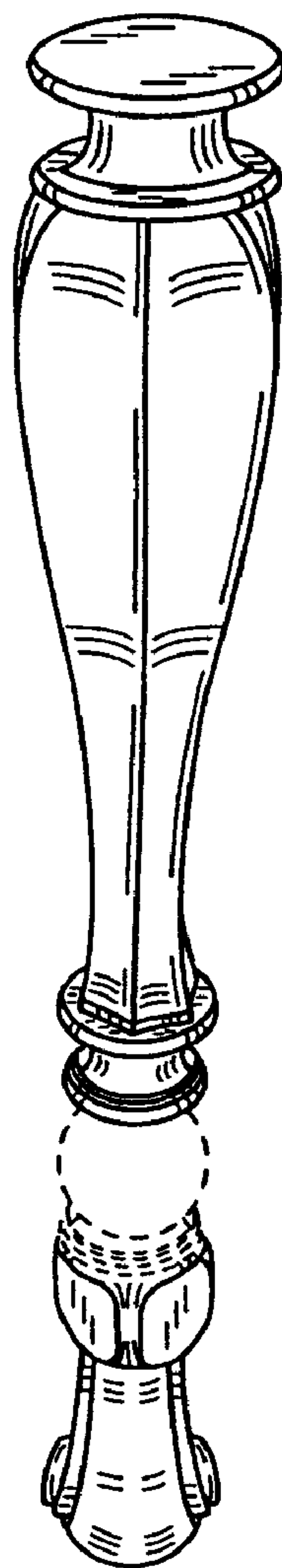


Fig. 2

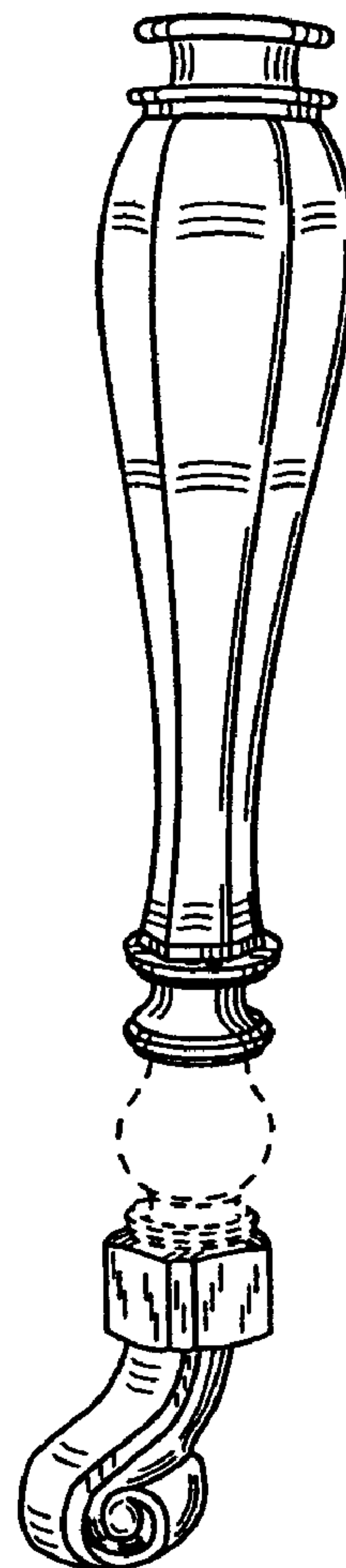


Fig. 3



Fig. 4

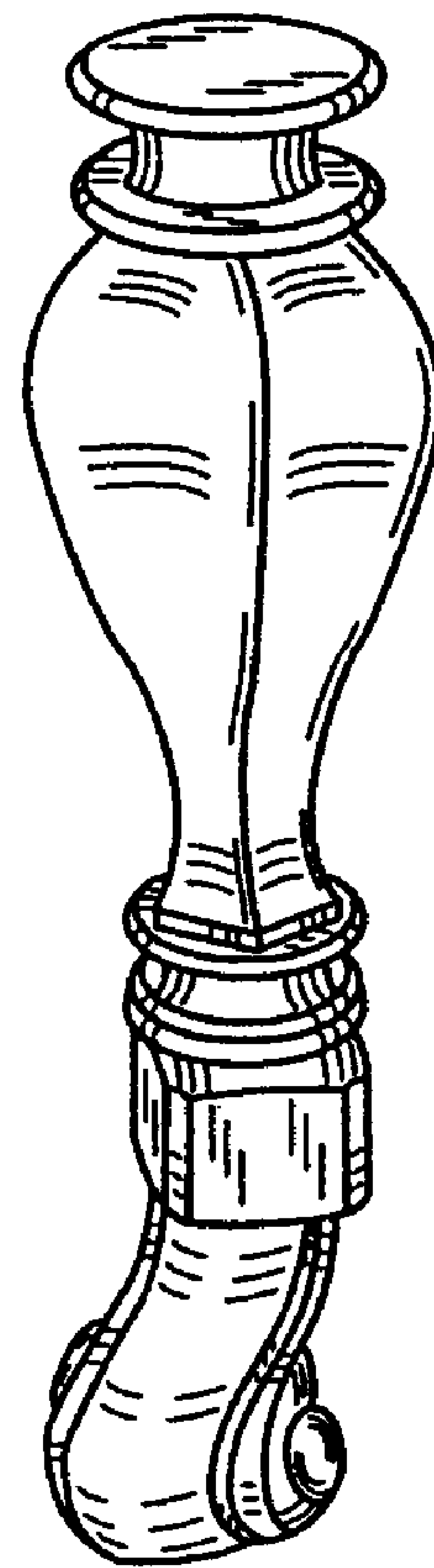


Fig. 5