



US00D519272S

(12) **United States Design Patent** (10) **Patent No.:** **US D519,272 S**
Robinson (45) **Date of Patent:** **** Apr. 25, 2006**

(54) **SIDE ELEMENT OF A SHOE UPPER**

D505,006 S * 5/2005 Fogg D2/972

(75) Inventor: **Rodney H. Robinson**, Los Angeles, CA
(US)

* cited by examiner

(73) Assignee: **ACI International**, Los Angeles, CA
(US)

Primary Examiner—Dominic Simone

(74) *Attorney, Agent, or Firm*—Christopher Darrow, Esq.;
Greenberg Traurig, LLP

(**) Term: **14 Years**

(57) **CLAIM**

The ornamental design for an side element of a shoe upper,
as shown and described.

(21) Appl. No.: **29/224,448**

(22) Filed: **Mar. 1, 2005**

DESCRIPTION

(51) **LOC (8) Cl.** **02-99**

(52) **U.S. Cl.** **D2/972**

(58) **Field of Classification Search** D2/902,
D2/907, 908, 943, 944, 969, 972–974; 36/45,
36/50.1, 77 MN, 77 R, 83, 88, 113, 114,
36/126–131

See application file for complete search history.

FIG. 1 is a perspective view of a first embodiment of an side
element of a shoe upper showing the new design;

FIG. 2 is a perspective view of an alternate embodiment of
the shoe upper showing the new design;

FIG. 3 is a side elevational view of the first embodiment of
the shoe upper of the new design; and,

FIG. 4 is a side elevational view of the alternative embodi-
ment.

The even broken lines in FIGS. 2 and 4 represent design
elements. The uneven broken lines in all figures surrounding
the design element represent the bounds of the claimed
design. The uneven broken lines in all figures showing the
remainder of the shoe are for illustrative purposes only and
form no part of the claimed design.

(56) **References Cited**

U.S. PATENT DOCUMENTS

D238,983 S * 3/1976 Senterk D2/907
D255,059 S * 5/1980 Riley D2/908
D257,074 S * 9/1980 Gucci D2/908
D272,012 S * 1/1984 Trevisani D2/972
D501,076 S * 1/2005 Fogg D2/972

1 Claim, 2 Drawing Sheets

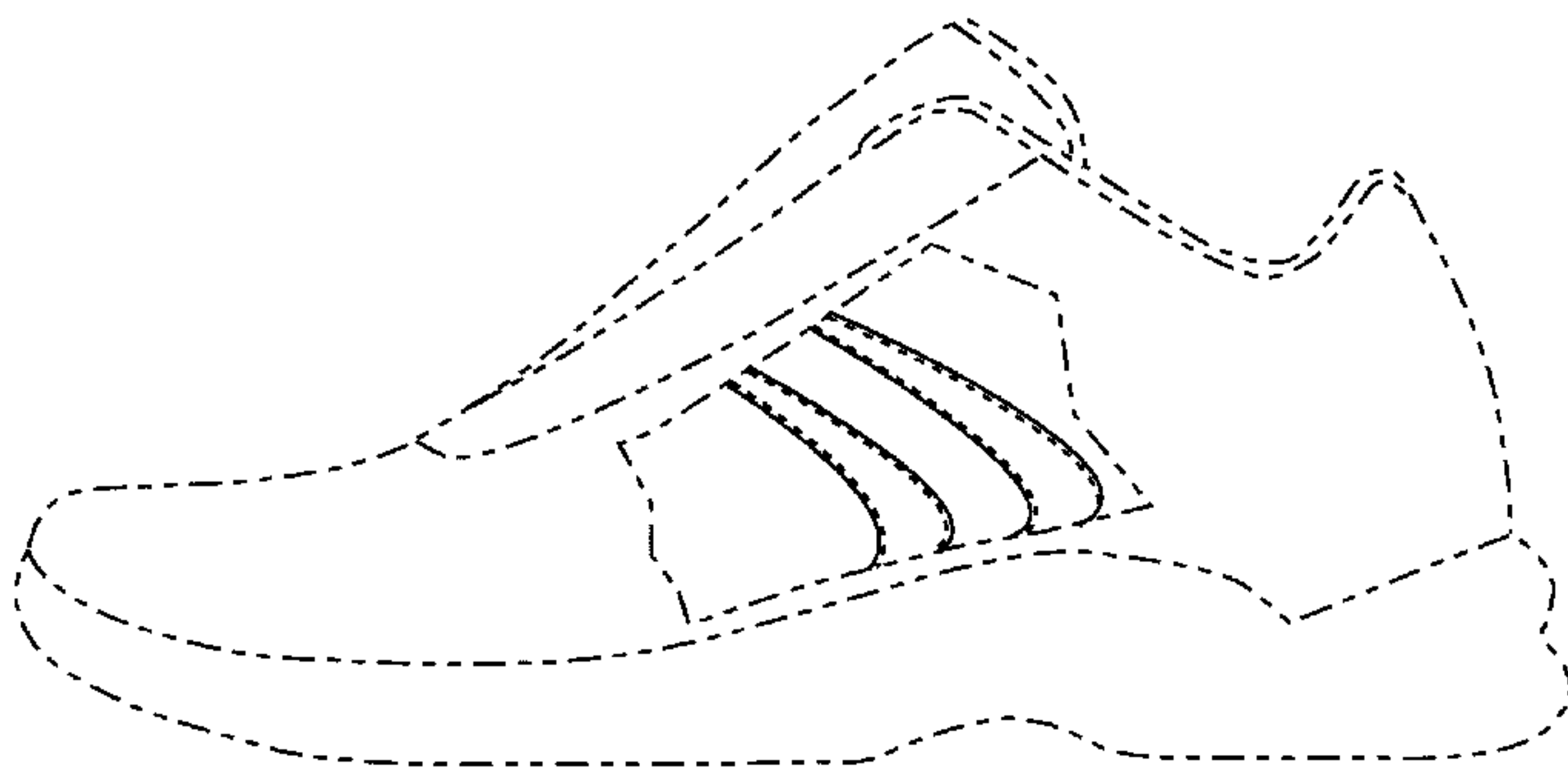
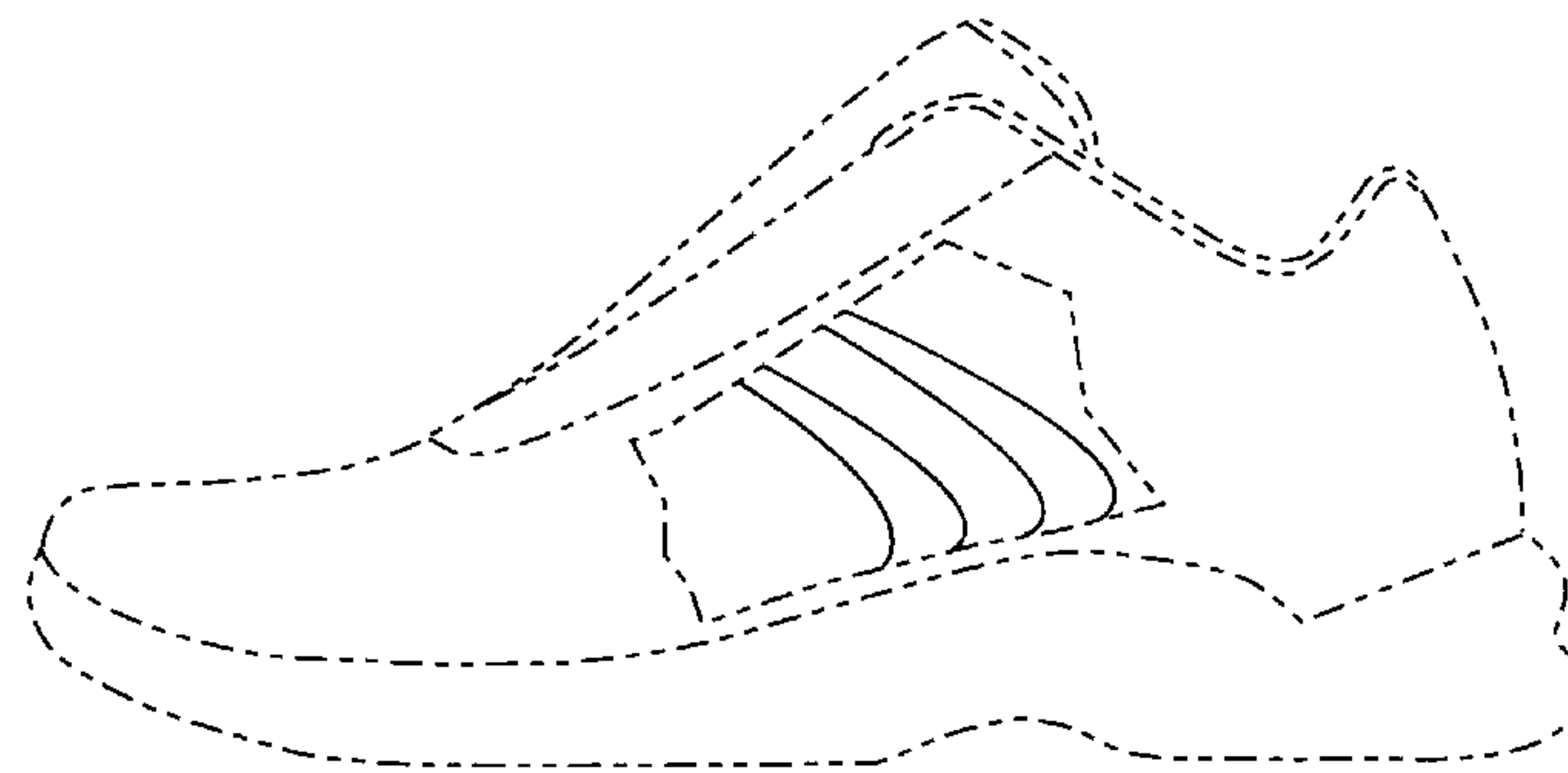


FIG. 1




FIG. 2




FIG. 3

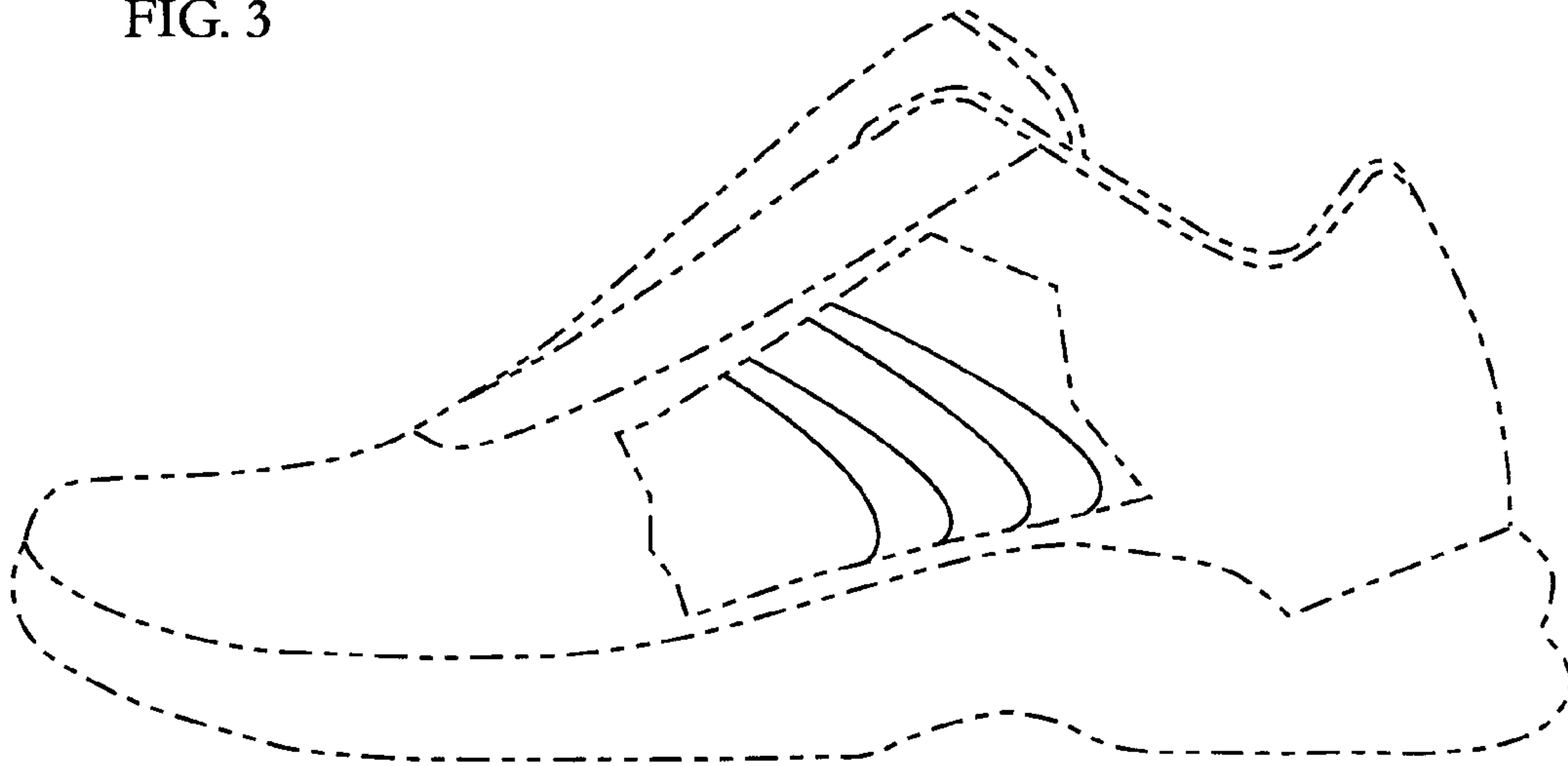


FIG. 4

