



US00D519266S

(12) **United States Design Patent**
McClaskie

(10) **Patent No.:** **US D519,266 S**

(45) **Date of Patent:** **** Apr. 25, 2006**

(54) **OUTSOLE**

(75) **Inventor:** **Thomas E. McClaskie**, Bethlehem, PA
(US)

(73) **Assignee:** **Columbia Insurance Company**,
Omaha, NE (US)

(**) **Term:** **14 Years**

(21) **Appl. No.:** **29/183,313**

(22) **Filed:** **Jun. 10, 2003**

(51) **LOC (8) Cl.** **02-02**

(52) **U.S. Cl.** **D2/959; D2/951; D2/956;**
D2/960

(58) **Field of Classification Search** **D2/902,**
D2/946-949, 951-960; 36/3 B, 22 R, 24.5,
36/25 R, 28, 32 R, 34 R, 67 A, 59 C
See application file for complete search history.

(56) **References Cited**

U.S. PATENT DOCUMENTS

D51,643 S	*	1/1918	Johnson	D2/959
D51,644 S	*	1/1918	Johnson	D2/959
D51,645 S	*	1/1918	Johnson	D2/954
D51,646 S	*	1/1918	Johnson	D2/954
D119,266 S	*	3/1940	Johnson	D2/959
D405,944 S	*	2/1999	Sessa	D2/959
D462,828 S	*	9/2002	Merceron	D2/956
D482,851 S	*	12/2003	McClaskie	D2/956

D487,618 S	*	3/2004	Amado et al.	D2/960
D488,916 S	*	4/2004	McClaskie	D2/959
D492,099 S	*	6/2004	McClaskie	D2/946
D497,243 S	*	10/2004	McClaskie	D2/951
D499,238 S	*	12/2004	Romero-Sanchez	D2/951
D501,706 S	*	2/2005	McClaskie	D2/954
D503,264 S	*	3/2005	McClaskie	D2/955

* cited by examiner

Primary Examiner—Celia A. Murphy

(74) *Attorney, Agent, or Firm*—St. Onge Steward Johnston
& Reens LLC

(57) **CLAIM**

I claim the ornamental design for outsole, as shown and described in the drawings.

DESCRIPTION

FIG. 1 is a bottom plan view of an outsole showing my new design;

FIG. 2 is a left side view thereof;

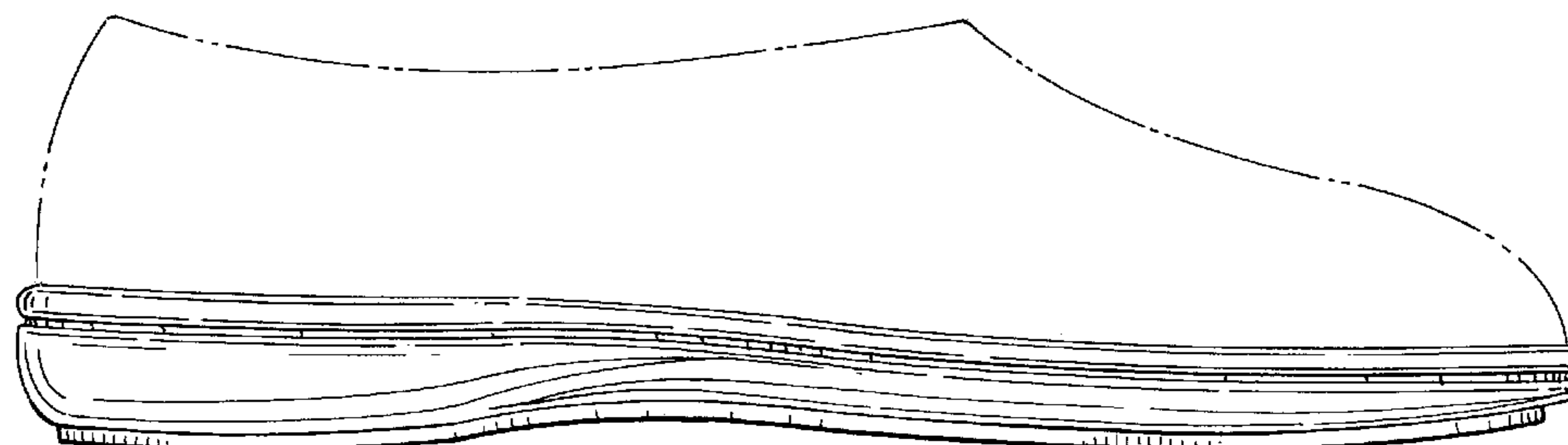
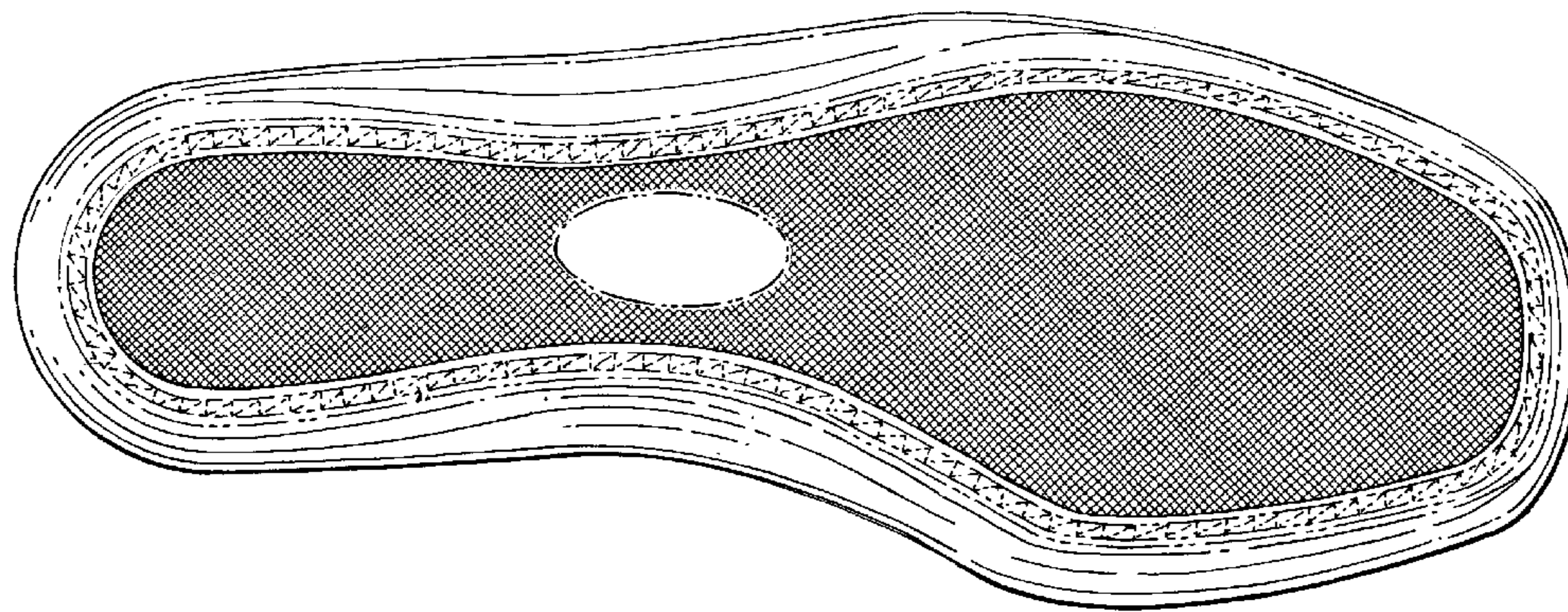
FIG. 3 is a right side view thereof;

FIG. 4 is a front view thereof; and,

FIG. 5 is a rear view thereof.

The broken lines showing a circumferential bead in FIG. 1 illustrates the portion of the design that forms no part of the claim. The broken lines on the outer side of the bead, in addition to the broken oval shape on the arch, represent interior boundaries of the design, with the lines themselves and the areas within them, forming no part of the claim.

1 Claim, 4 Drawing Sheets



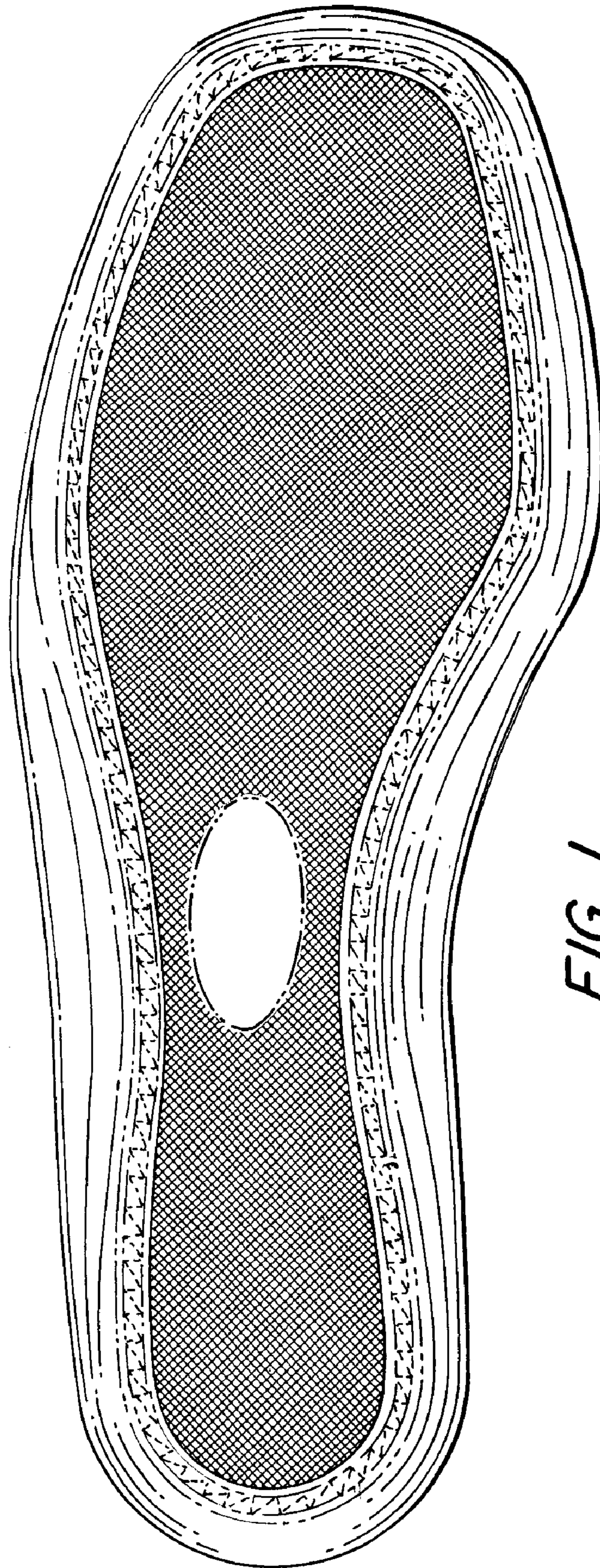


FIG. 1

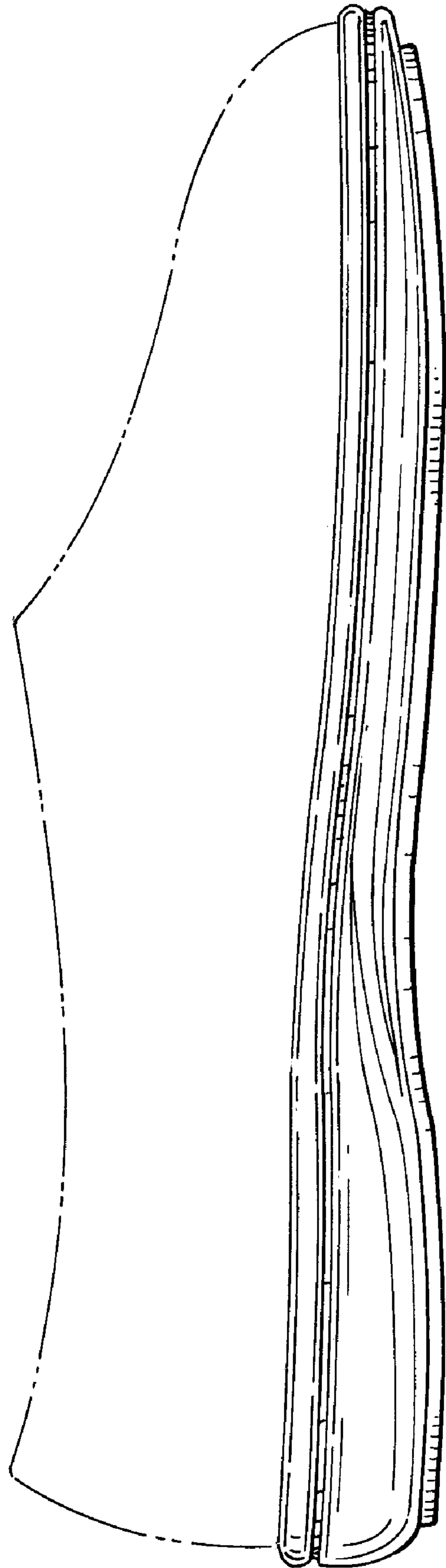


FIG. 2

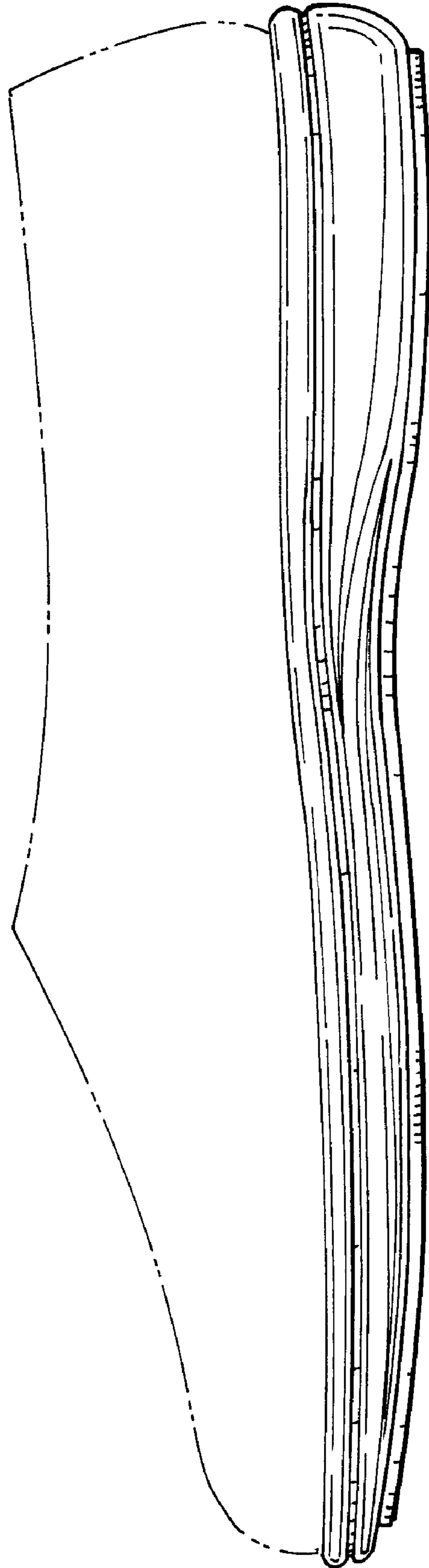


FIG. 3

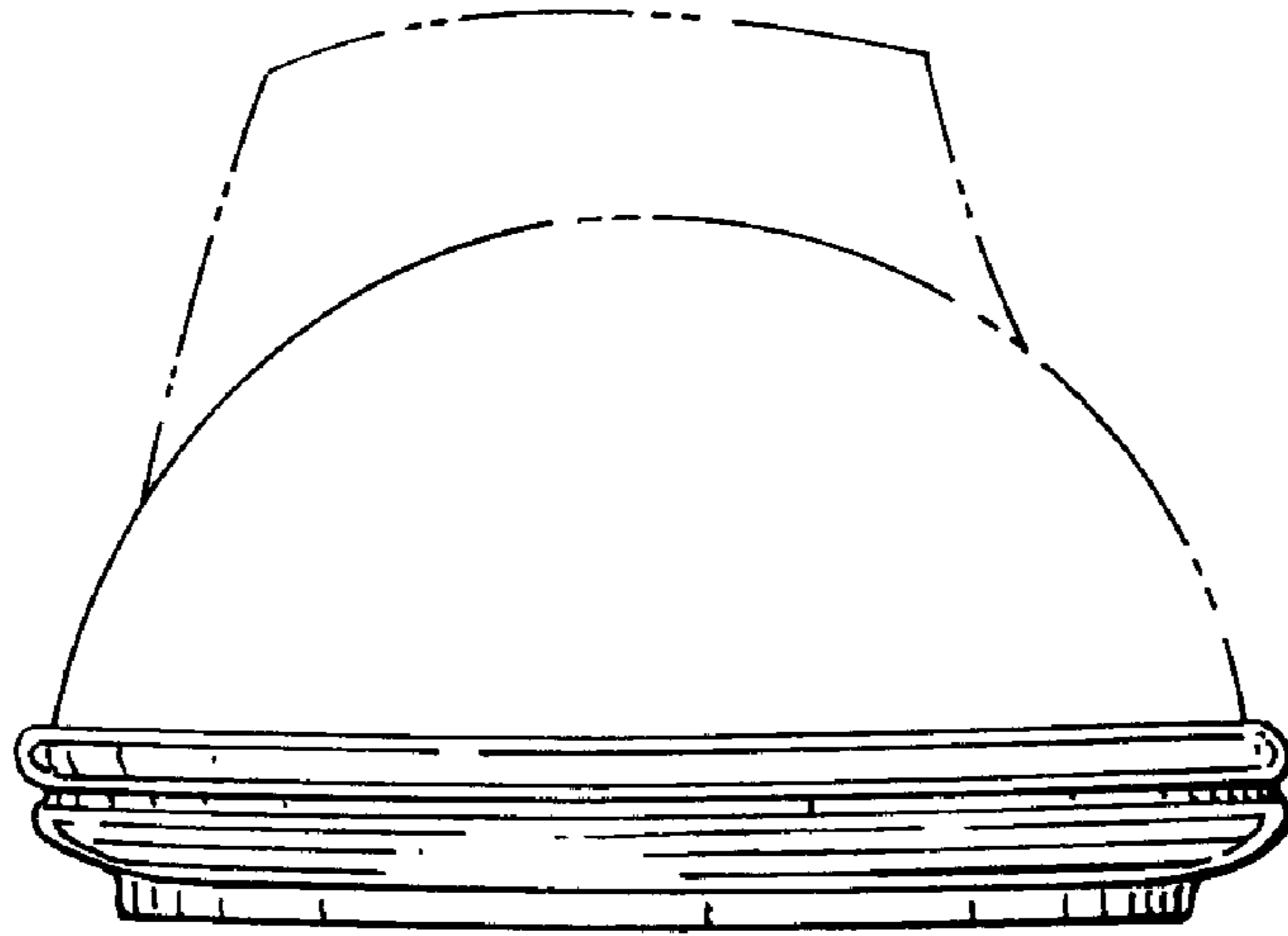


FIG. 4

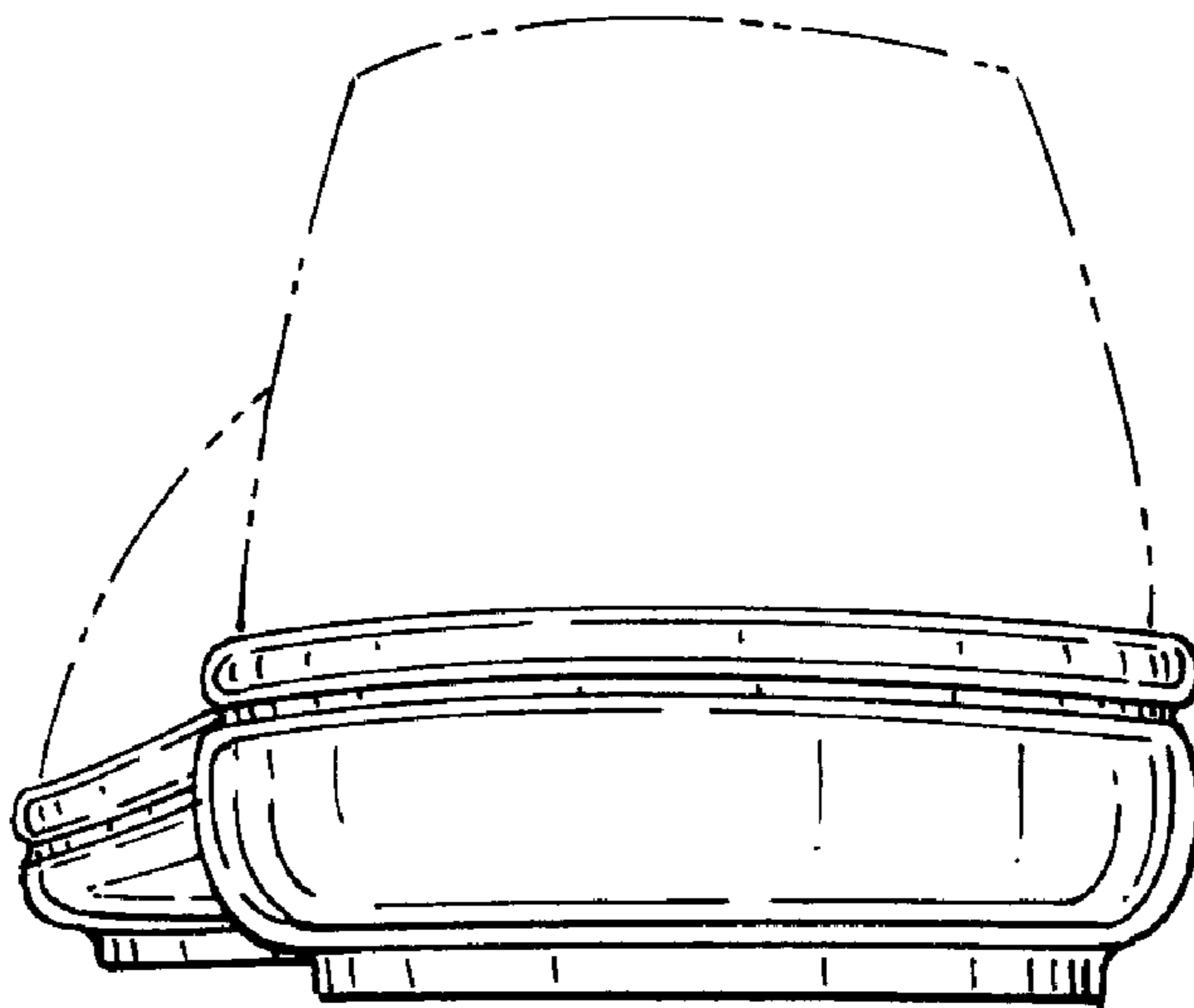


FIG. 5