



US00D519261S

(12) **United States Design Patent**  
**Reis**

(10) **Patent No.:** **US D519,261 S**

(45) **Date of Patent:** **\*\* Apr. 25, 2006**

(54) **DECORATIVE BRA STRAP**

D383,888 S \* 9/1997 Smith ..... D2/624  
D433,650 S \* 11/2000 Gable ..... D11/200

(75) Inventor: **Jeff Reis**, Ft. Lauderdale, FL (US)

\* cited by examiner

(73) Assignee: **Margarita Couture, Inc.**, Sunrise, FL (US)

*Primary Examiner*—Paula A. Greene

(74) *Attorney, Agent, or Firm*—H. John Rizvi; Glenn E. Gold; Gold & Rizvi, P.A.

(\*\*) Term: **14 Years**

(21) Appl. No.: **29/228,810**

(57) **CLAIM**

(22) Filed: **Apr. 28, 2005**

I claim the ornamental design for a decorative bra strap, as shown and described.

(51) **LOC (8) Cl.** ..... **02-01**

**DESCRIPTION**

(52) **U.S. Cl.** ..... **D2/706; D2/624; D11/200**

(58) **Field of Classification Search** ..... D2/624, D2/625, 703, 705, 706, 708, 709, 710; 2/73, 2/109, 300, 323, 301, 304, 335; D11/7, 16, D11/18, 23, 27, 200, 212, 215; 450/83, 86  
See application file for complete search history.

FIG. 1 is a front perspective view of a decorative bra strap showing my new design;  
FIG. 2 is a front perspective view thereof;  
FIG. 3 is a front perspective view thereof;  
FIG. 4 is a front elevational view thereof;  
FIG. 5 is a top plan view, the bottom plan view being a mirror image thereof;  
FIG. 6 is a front elevational view, the rear elevational view being a mirror image thereof; and,  
FIG. 7 is a right side elevational view, the left side elevational view being a mirror image thereof.

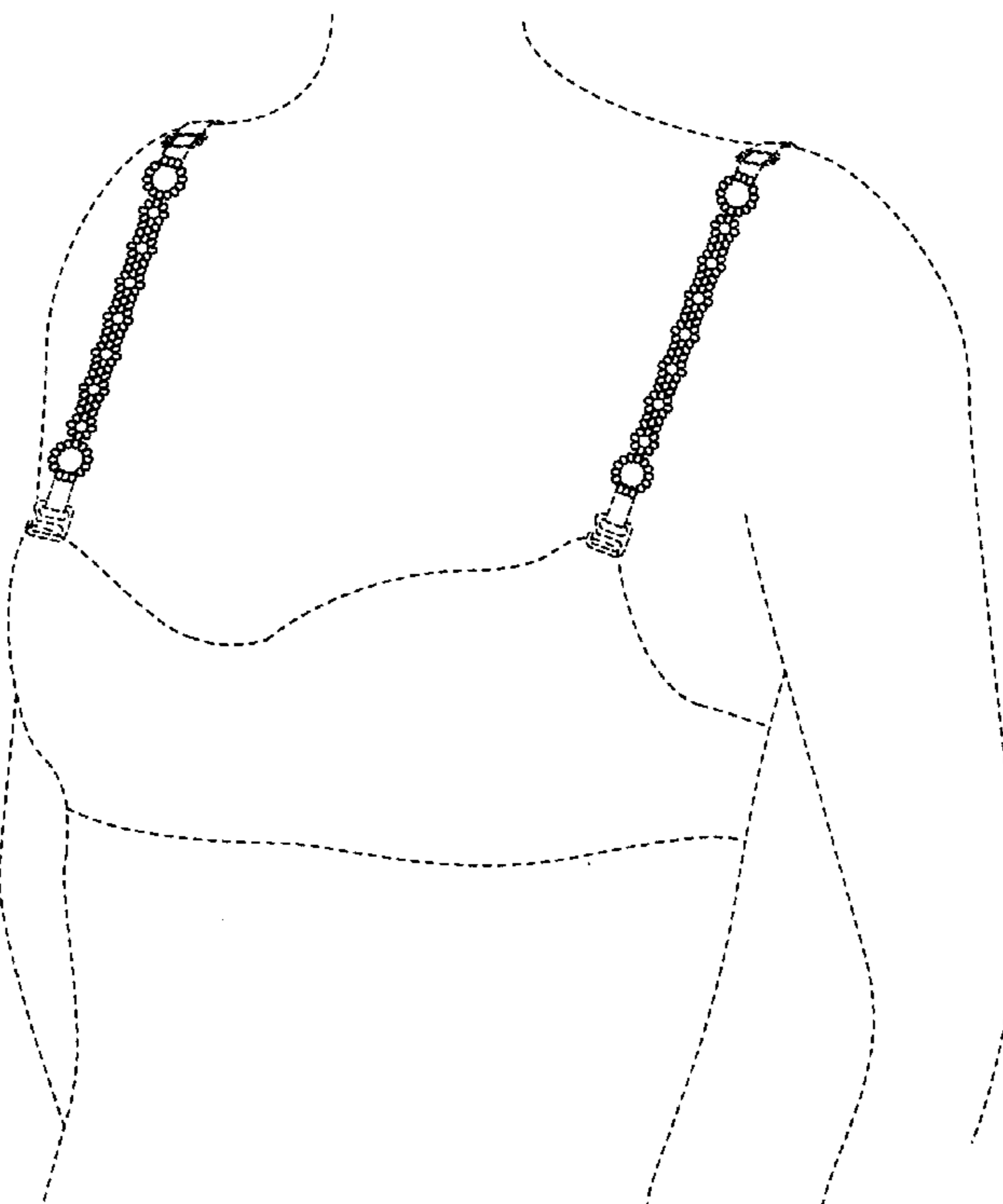
(56) **References Cited**

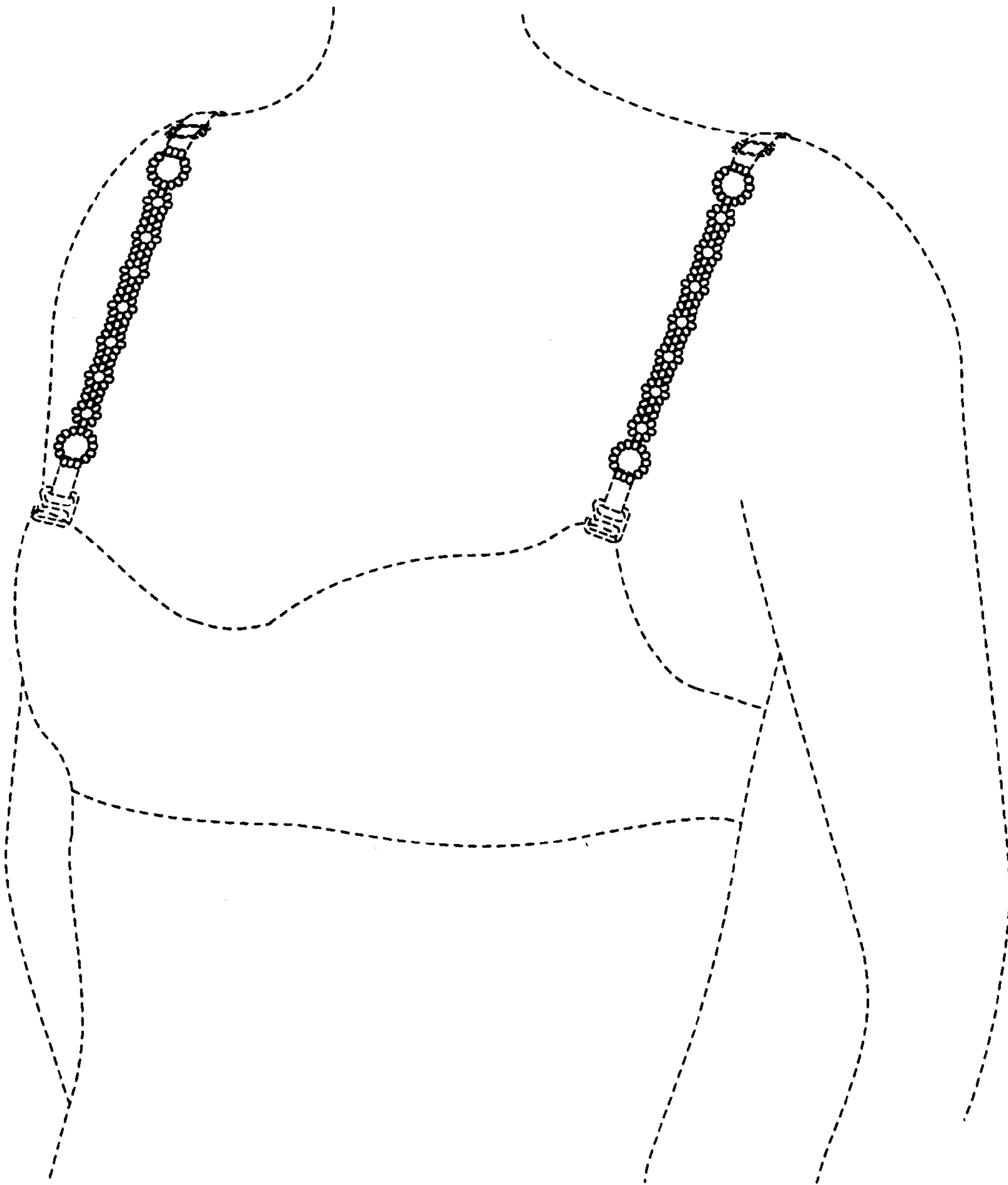
**U.S. PATENT DOCUMENTS**

- 1,478,773 A \* 12/1923 Stocker ..... 2/323
- 2,529,774 A \* 11/1950 Landau ..... 2/73
- 2,608,692 A \* 9/1952 Berg ..... 2/304
- D172,704 S \* 7/1954 Chernow ..... D11/16
- D176,954 S \* 2/1956 Katz ..... D11/16
- D187,527 S \* 3/1960 Greene ..... D2/624
- 3,179,109 A \* 4/1965 Born ..... 450/83
- D353,559 S \* 12/1994 Fildan ..... D11/212

The broken line showing of the fastening apparatus in FIGS. 2 and 4 are for illustrative purposes only and forms no part of the claimed design.

**1 Claim, 3 Drawing Sheets**

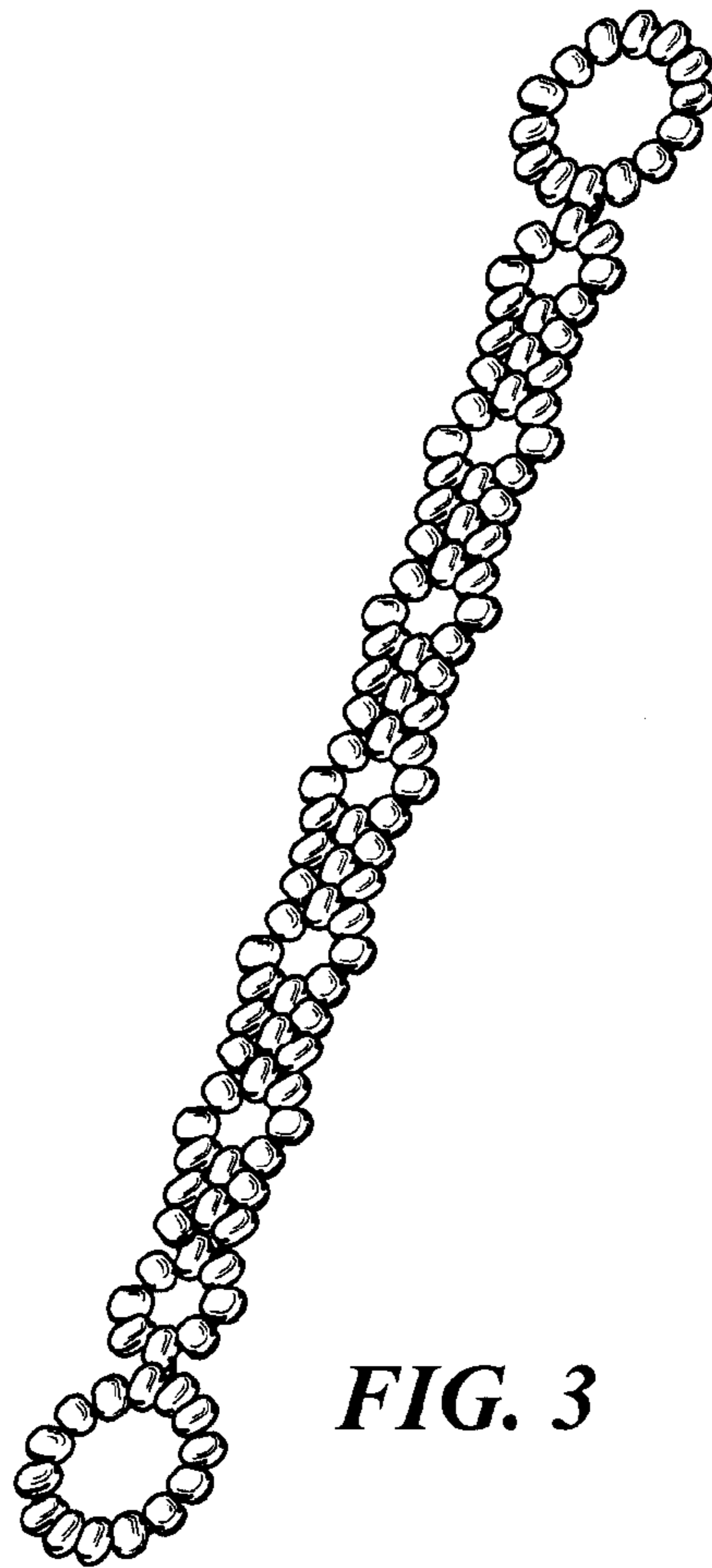




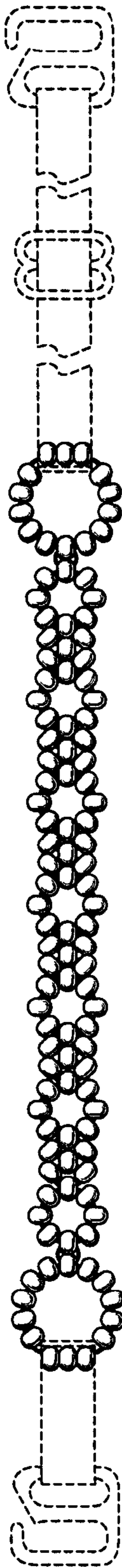
**FIG. 1**



**FIG. 2**



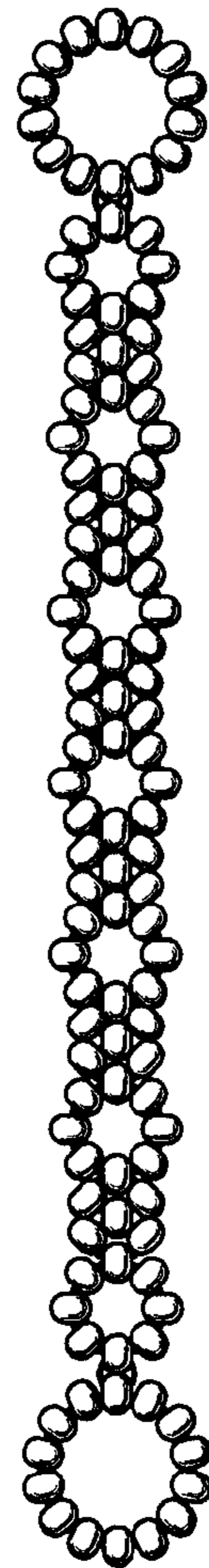
**FIG. 3**



**FIG. 4**



**FIG. 5**



**FIG. 6**



**FIG. 7**