



US00D519260S

(12) **United States Design Patent**  
**Valentine**

(10) **Patent No.:** **US D519,260 S**

(45) **Date of Patent:** **\*\* Apr. 18, 2006**

(54) **SAFE HANDLE**

(75) Inventor: **Mark G. Valentine**, Torrance, CA (US)

(73) Assignee: **U-Code, Inc.**, Torrance, CA (US)

(\*\*) Term: **14 Years**

(21) Appl. No.: **29/214,082**

(22) Filed: **Sep. 28, 2004**

(51) **LOC (8) Cl.** ..... **99-00**

(52) **U.S. Cl.** ..... **D99/43**

(58) **Field of Classification Search** ..... D99/43,  
D99/28; D8/301, 330, 320; 70/278.7, 285,  
70/315, 278.1; 340/5.54; 109/59 R; 292/201,  
292/254, 144

See application file for complete search history.

(56) **References Cited**

**U.S. PATENT DOCUMENTS**

2,653,045	A	9/1953	Pinderhughes	
3,545,238	A	12/1970	Gehrie et al.	
4,019,355	A	4/1977	Germanton	
4,032,729	A	6/1977	Koistinen	
4,350,031	A *	9/1982	Shimono	70/315
4,637,237	A *	1/1987	Witkoski et al.	70/285
4,770,012	A	9/1988	Johansson et al.	
4,852,371	A	8/1989	Pfeiffer	
5,033,282	A *	7/1991	Gartner et al.	70/278.7
5,321,963	A	6/1994	Goldman	
5,340,173	A	8/1994	Bethel	
D353,530	S *	12/1994	Gartner	D8/330

5,609,051	A *	3/1997	Donaldson	70/278.7
D389,723	S *	1/1998	Godard et al.	D8/320
5,841,361	A *	11/1998	Hoffman	340/5.54
5,865,483	A	2/1999	Dubravina	
5,887,467	A	3/1999	Butterweck et al.	
6,038,895	A	3/2000	Menke et al.	
6,098,433	A	8/2000	Maniaci	
D461,111	S *	8/2002	Gartner	D8/301
D479,032	S *	8/2003	Mitchell	D99/43

\* cited by examiner

*Primary Examiner*—Paula A. Greene

(74) *Attorney, Agent, or Firm*—Oppenheimer Wolff & Donnelly LLP

(57) **CLAIM**

The ornamental design for safe handle, as shown and described.

**DESCRIPTION**

FIG. 1 is a front elevational view of the ornamental design for safe handle for operation of an electronic lock showing my new design;

FIG. 2 is a side elevational view thereof, the opposite side elevational view being a mere image of that shown;

FIG. 3 is a rear elevational view thereof;

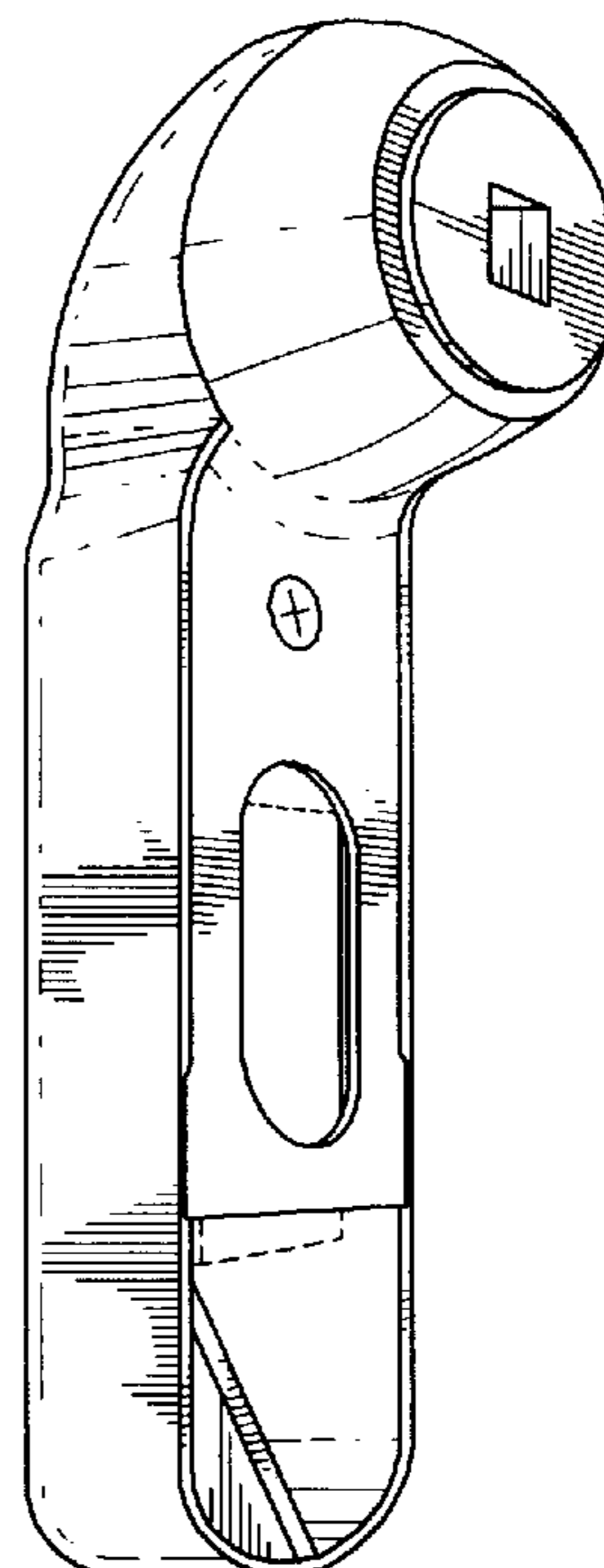
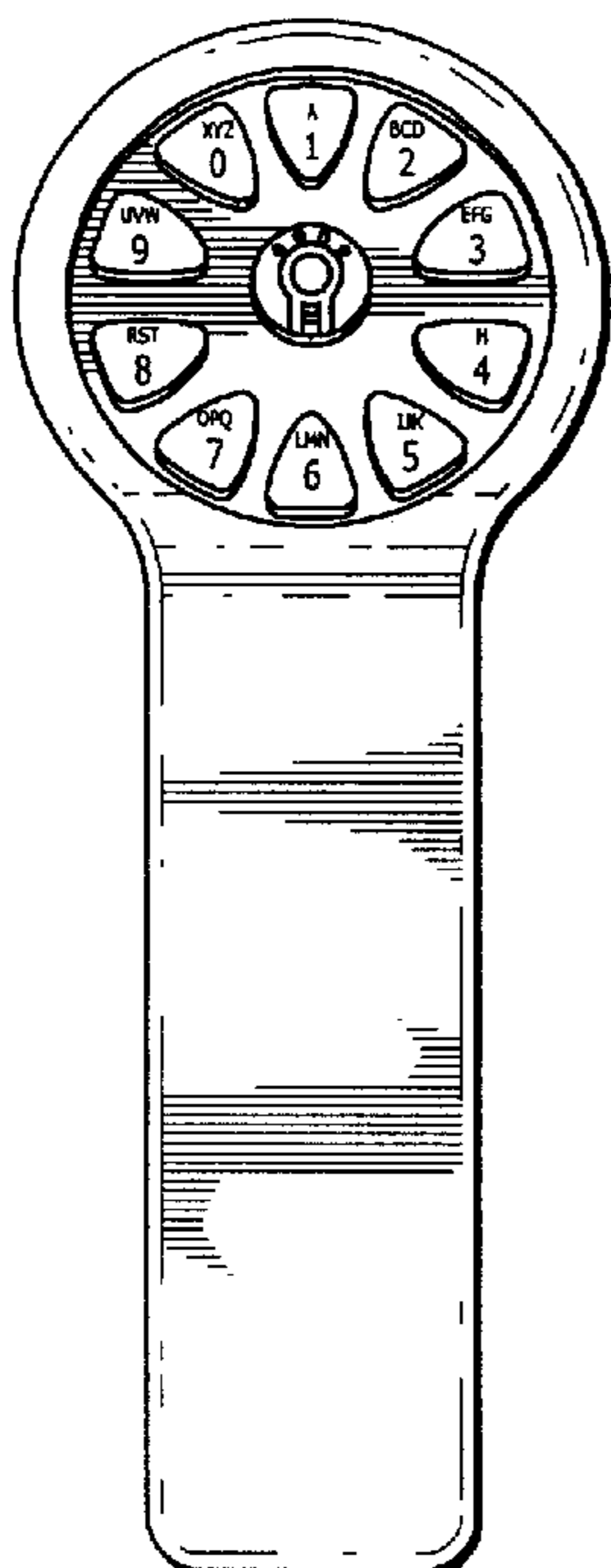
FIG. 4 is a rear perspective view;

FIG. 5 is a top plan view thereof; and,

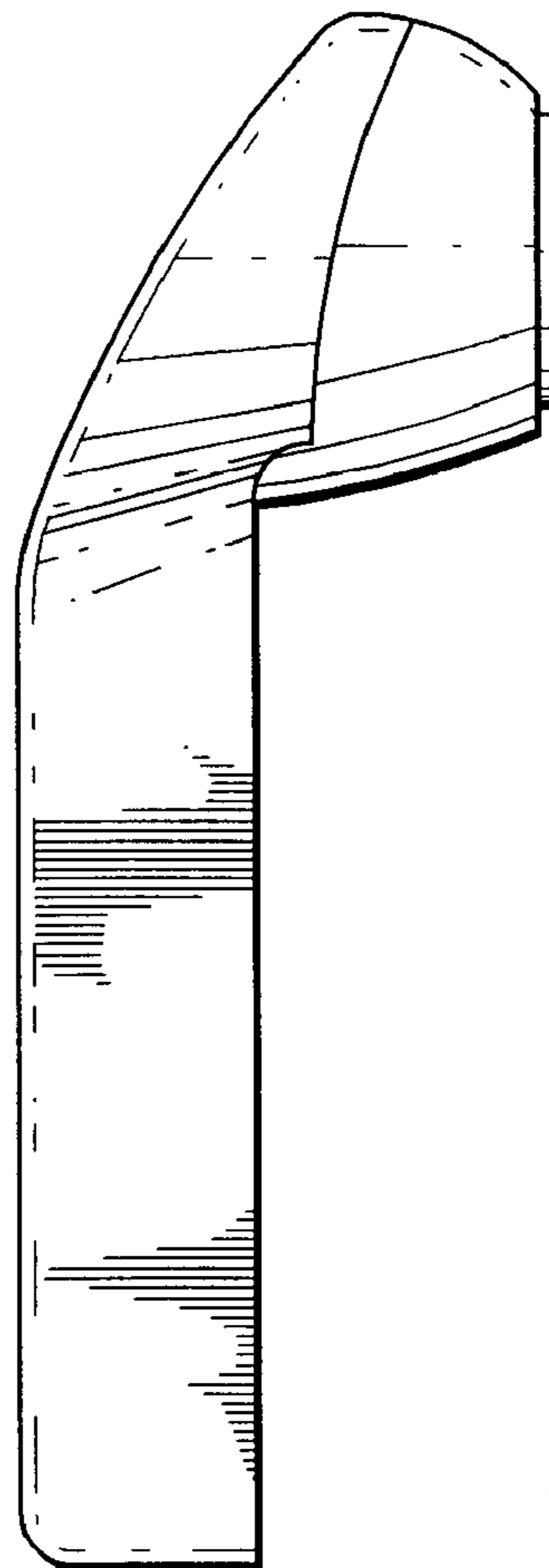
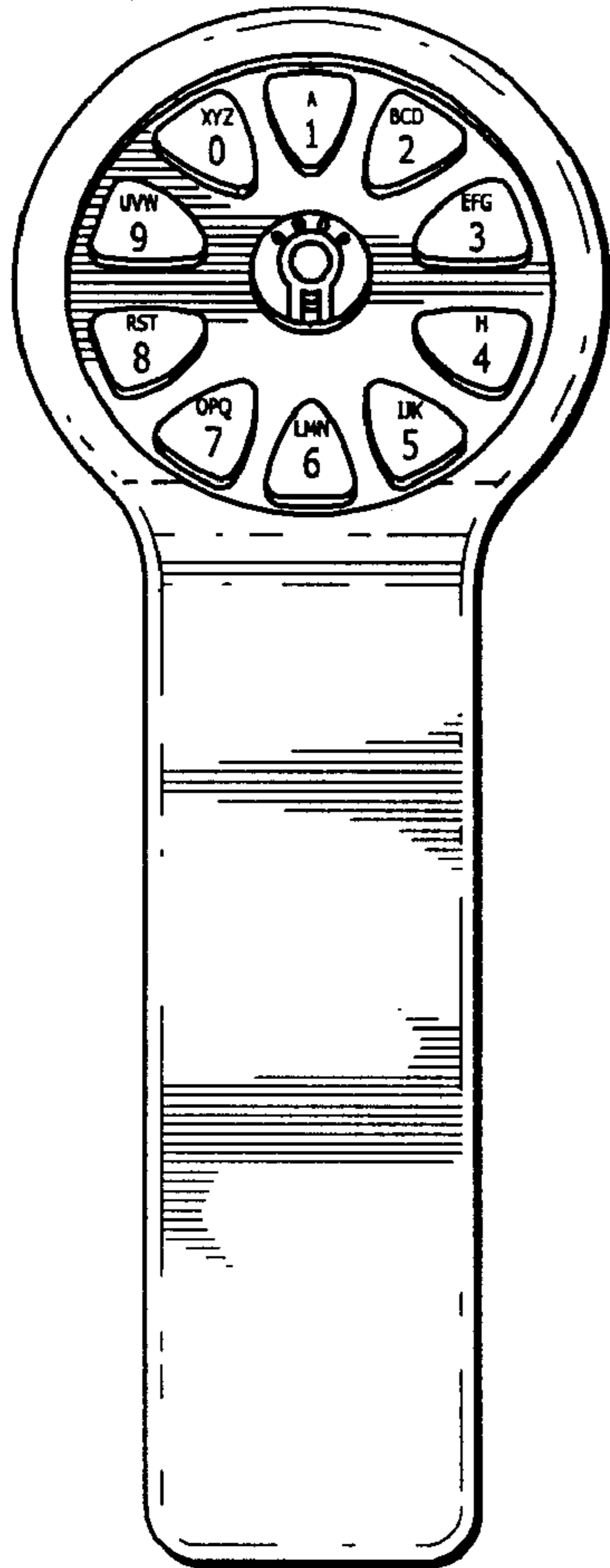
FIG. 6 is a bottom plan view thereof.

The broken lines in FIGS. 3 and 4 are for illustrative purposes only and forms no part of the claimed design.

**1 Claim, 3 Drawing Sheets**

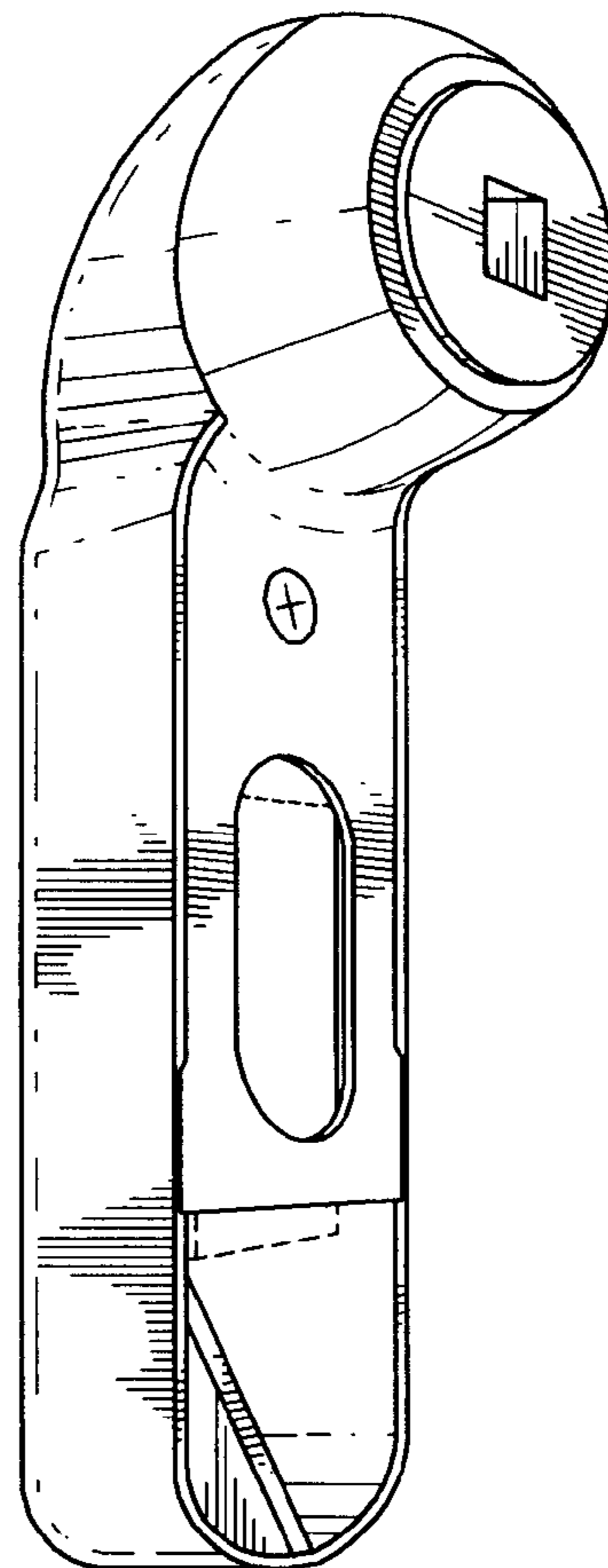
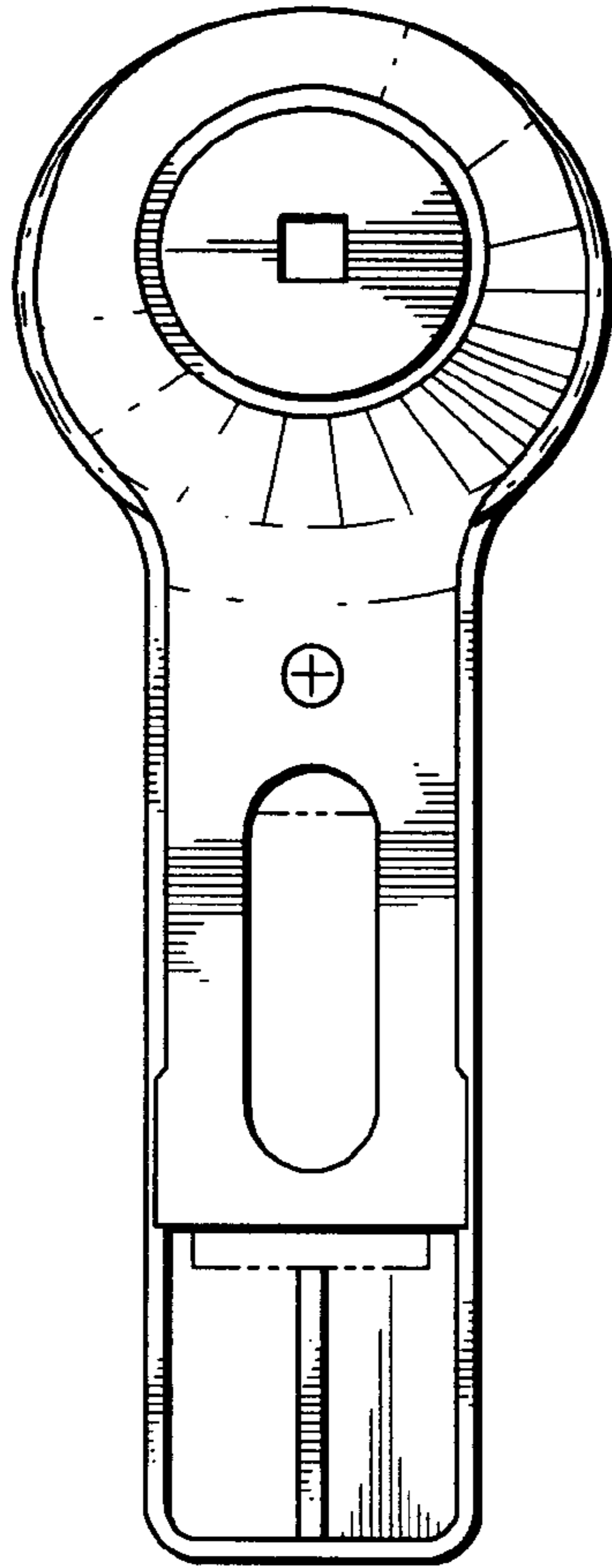


*FIG. 1*

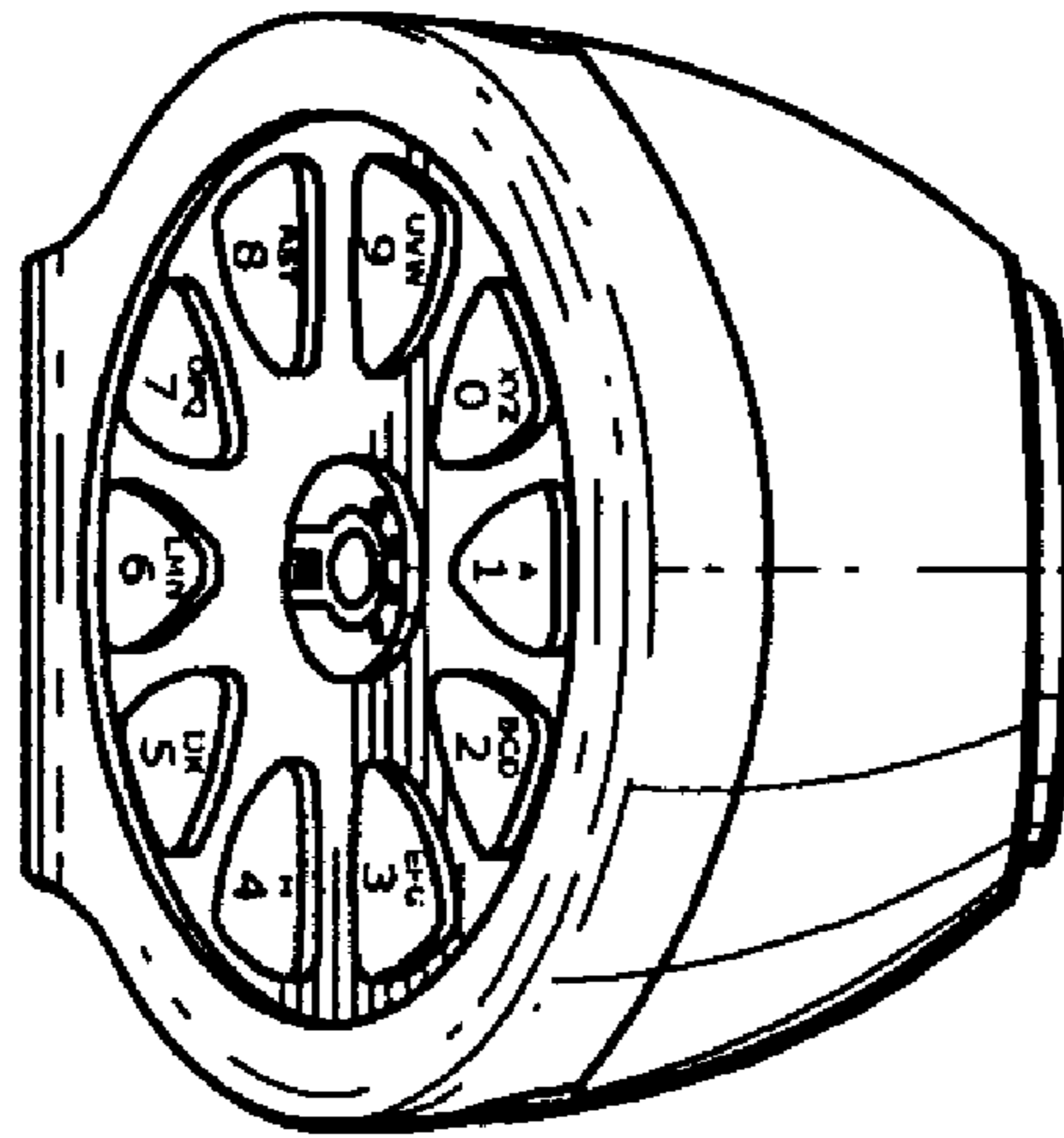


*FIG. 2*

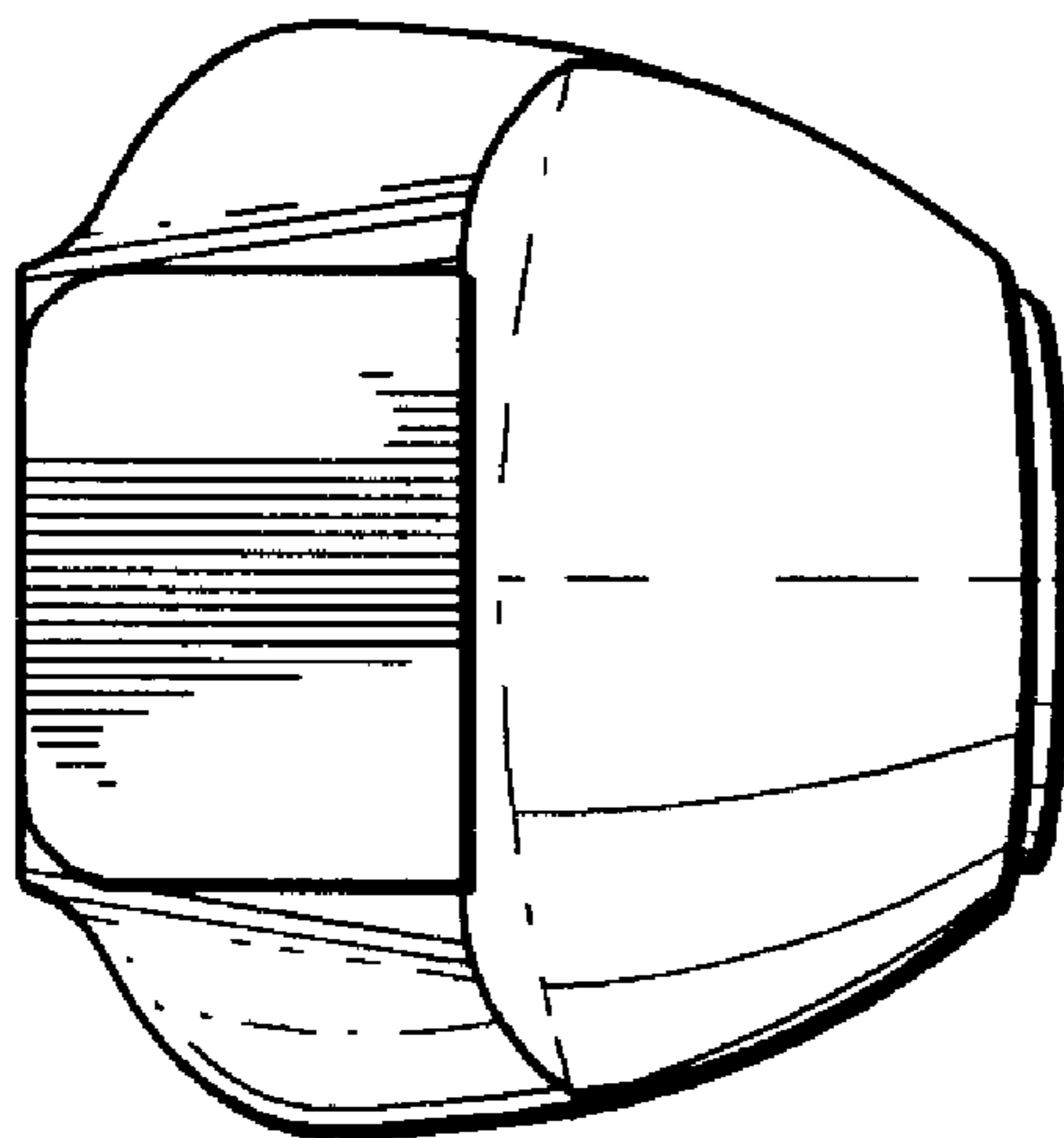
*FIG. 3*



*FIG. 4*



*FIG. 5*



*FIG. 6*

UNITED STATES PATENT AND TRADEMARK OFFICE  
**CERTIFICATE OF CORRECTION**

PATENT NO. : Des. 519,260 S  
APPLICATION NO. : 29/214082  
DATED : April 18, 2006  
INVENTOR(S) : Valentine, Mark G.

Page 1 of 1

It is certified that error appears in the above-identified patent and that said Letters Patent is hereby corrected as shown below:

On the title page, (57), on line 1, after "handle", insert -- for operation of an electronic lock--.

Signed and Sealed this

Twenty-ninth Day of August, 2006

A handwritten signature in black ink on a light gray dotted background. The signature reads "Jon W. Dudas" in a cursive style.

JON W. DUDAS

*Director of the United States Patent and Trademark Office*