



US00D519254S

(12) **United States Design Patent**
Frederick et al.

(10) **Patent No.: US D519,254 S**
(45) **Date of Patent: ** Apr. 18, 2006**

(54) **PORTION OF A FLOOR CLEANER FOOT**

(75) Inventors: **Lynn A. Frederick**, Ravenna, OH (US); **Jeffery A. Morgan**, Cuyahoga Falls, OH (US); **Kevin E. Scheifele**, Tallmadge, OH (US); **Brent L. Burchfield**, Columbus, OH (US); **Jeffrey T. DeBord**, Worthington, OH (US); **Paul E. Hsu**, Powell, OH (US); **Duane B. Kutsch**, New Albany, OH (US)

(73) Assignee: **The Hoover Company**, North Canton, OH (US)

(**) Term: **14 Years**

(21) Appl. No.: **29/212,081**

(22) Filed: **Aug. 25, 2004**

(51) **LOC (8) Cl. 15-05**

(52) **U.S. Cl. D32/32**

(58) **Field of Classification Search** D32/22,
D32/25, 31-33; 15/320-322, 415.1, 410,
15/414, 354, 363, 366, 383, 338, 334, 340.2,
15/412, 327.5

See application file for complete search history.

(56) **References Cited**

U.S. PATENT DOCUMENTS

D74,555 S * 2/1928 Dance D32/32
D312,904 S * 12/1990 Worwag D32/32
D326,938 S * 6/1992 Burns D32/32
D354,593 S 1/1995 Koike
D383,574 S 9/1997 Saimen et al.
D416,115 S * 11/1999 Rohn et al. D32/32
D420,475 S 2/2000 Yuen
D457,278 S * 5/2002 Alford et al. D32/32

D468,875 S 1/2003 Alford et al.
D468,876 S 1/2003 Alford et al.
D473,687 S * 4/2003 Kaffenberger D32/33
D473,986 S * 4/2003 Parr et al. D32/32
D475,492 S * 6/2003 Wareham et al. D32/32
D486,281 S 2/2004 Moine
D487,827 S * 3/2004 Iike et al. D32/32
D487,828 S * 3/2004 Iike et al. D32/32

OTHER PUBLICATIONS

Photograph of Hoover Floormate Model H3000 floor cleaner, released Oct., 2001.

Photograph of Hoover Floormate Model H3000 floor cleaner, released Oct. 2001.

Photograph of Royal Dirtdevil Model CE5500 bare floor cleaner, released Jan. 2004.

Photograph of PENALPHA bare floor cleaner.

* cited by examiner

Primary Examiner—Ruth McInroy

(74) *Attorney, Agent, or Firm*—A. Burgess Lowe; Michael J. Corrigan

(57) **CLAIM**

The ornamental design for a portion of a floor cleaner foot, as shown and described.

DESCRIPTION

FIG. 1 is a front elevational view of a portion of a floor cleaner foot showing our new design;

FIG. 2 is a top view thereof;

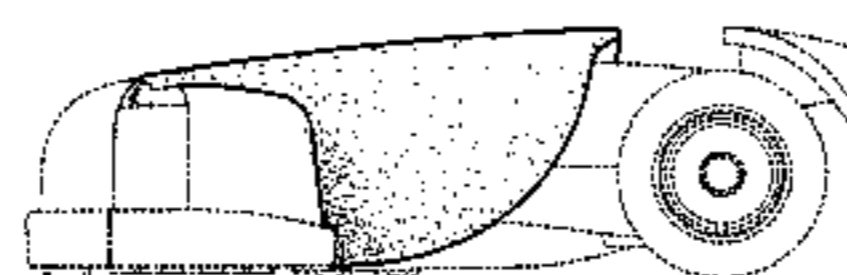
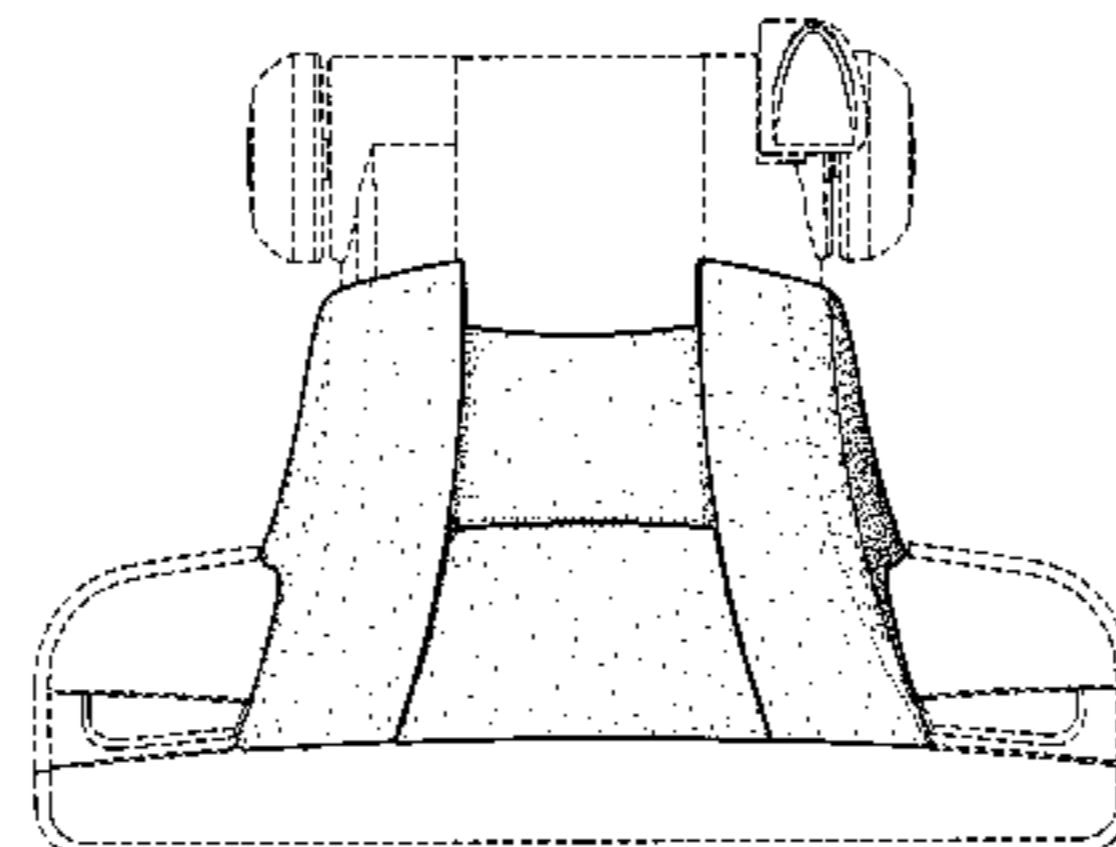
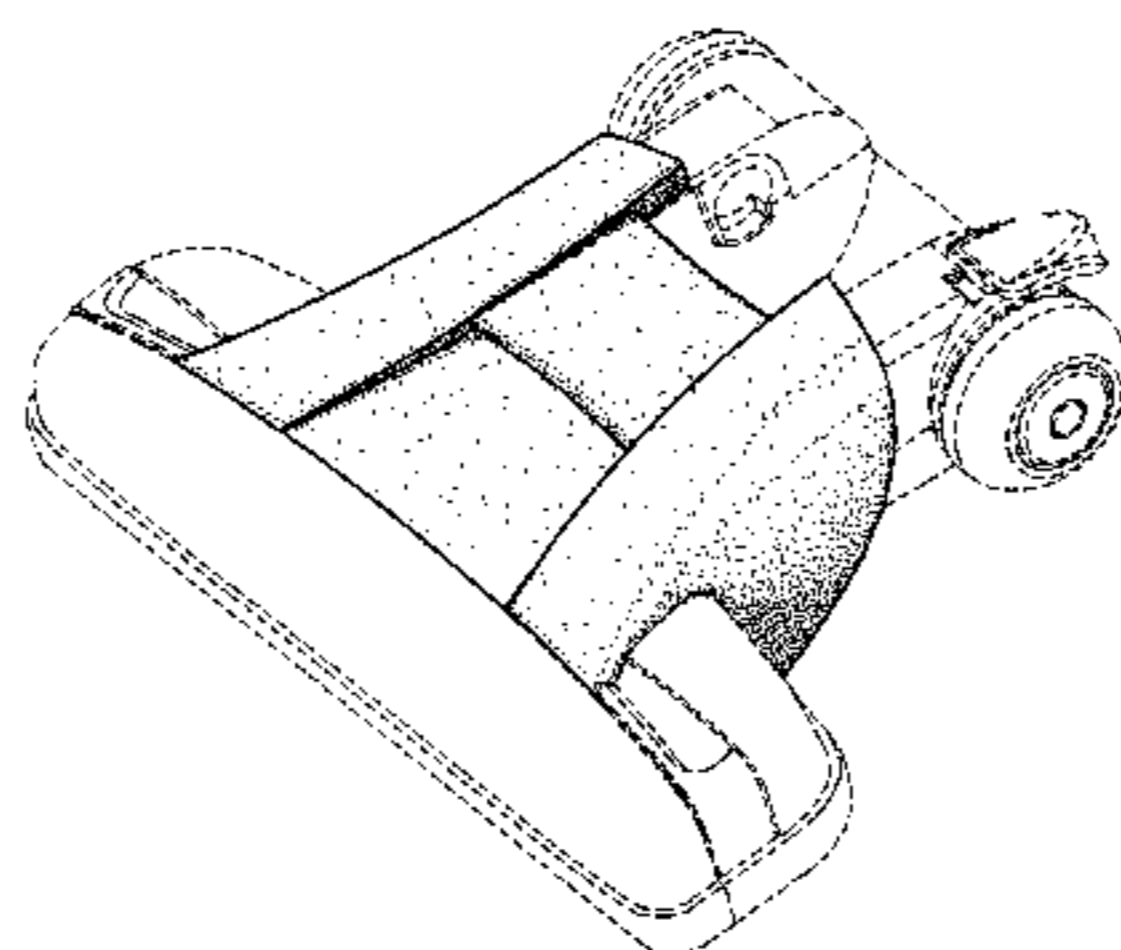
FIG. 3 is a front view thereof;

FIG. 4 is a left view thereof; and,

FIG. 5 is a right view thereof.

The details shown in broken lines form no part of the claimed design.

1 Claim, 3 Drawing Sheets



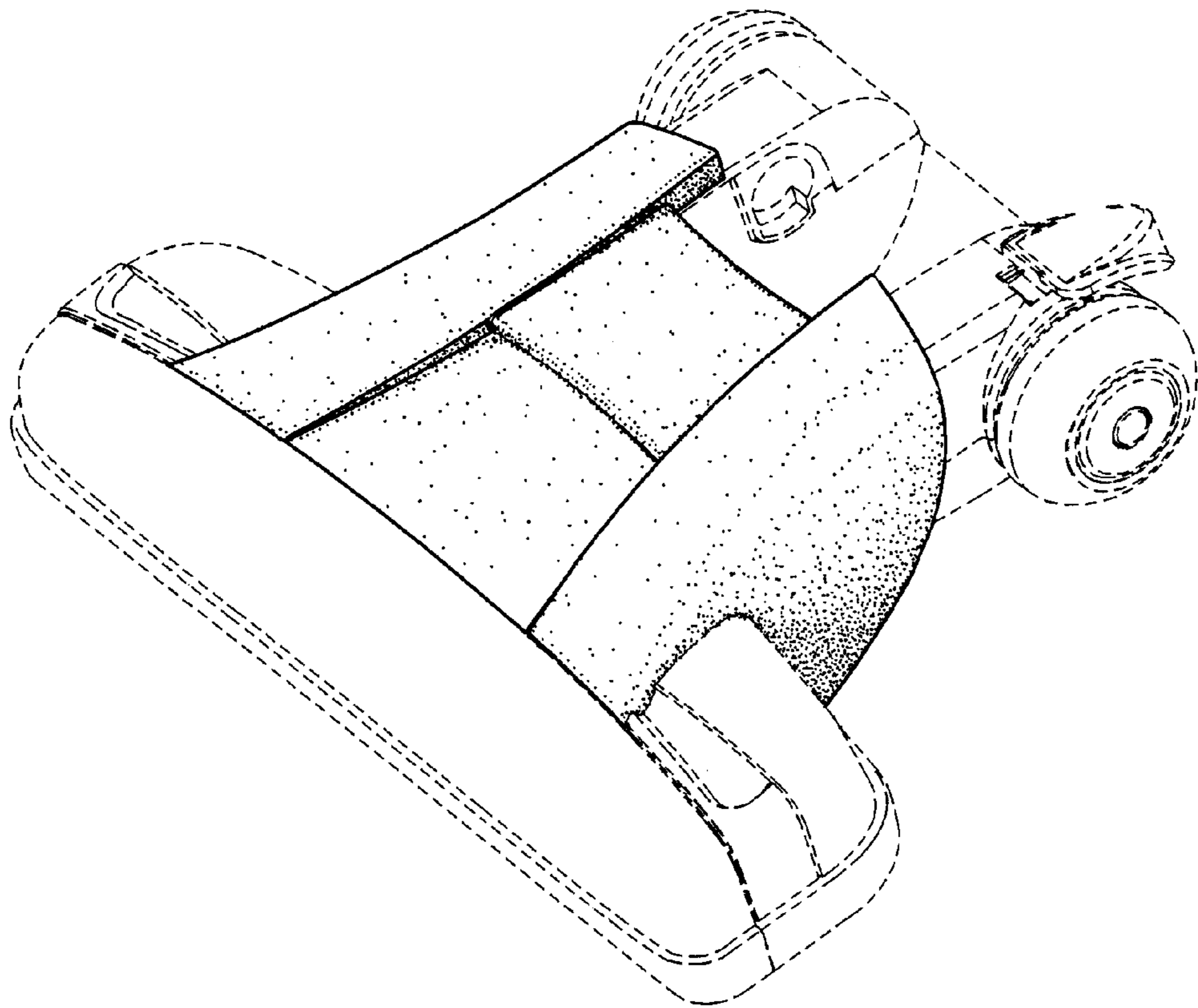


FIG-1

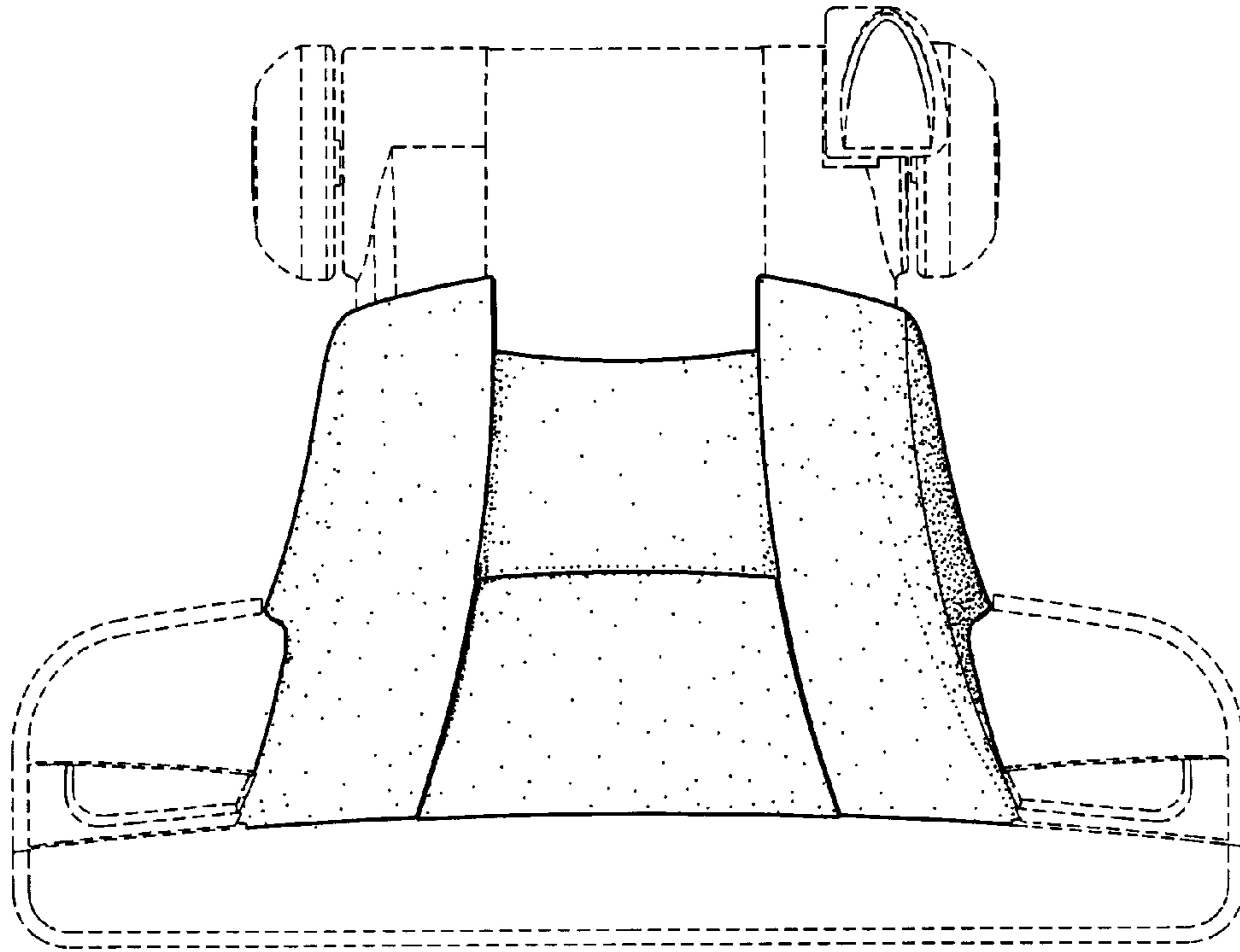


FIG-2

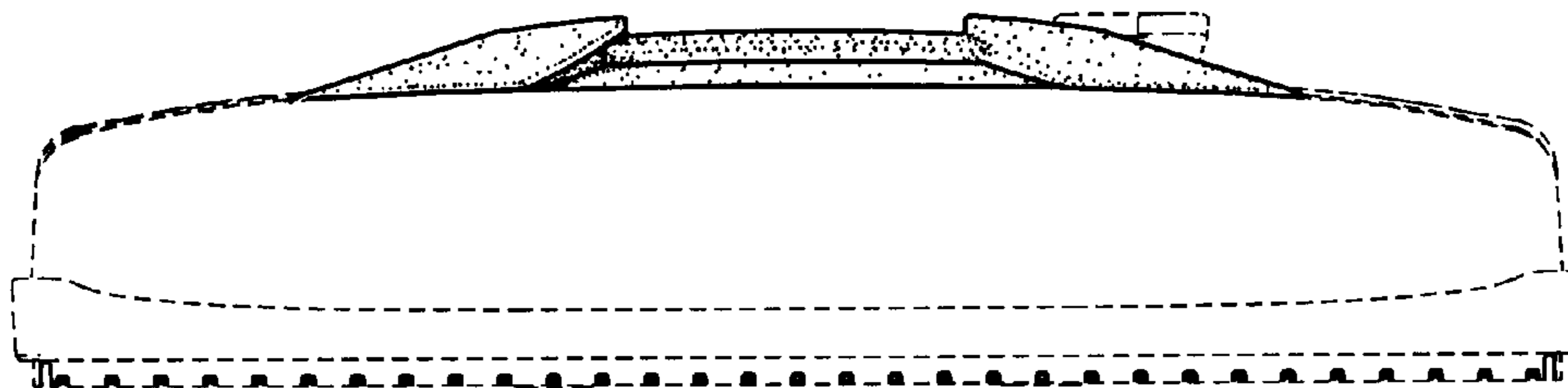


FIG-3

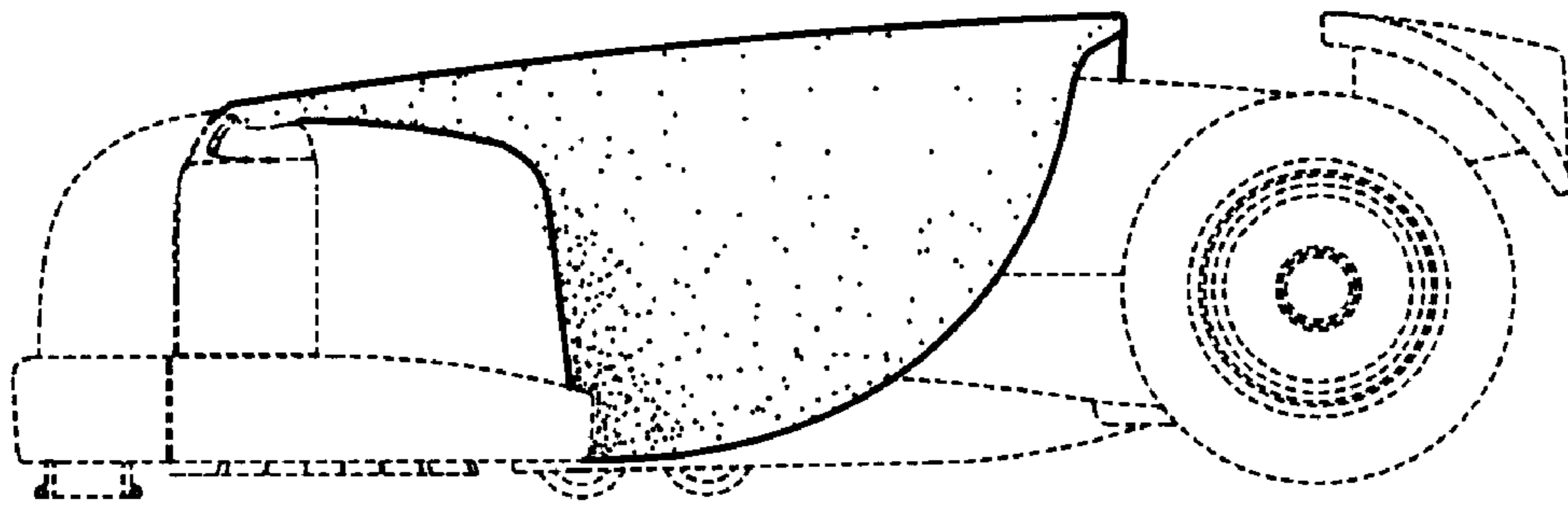


FIG-4

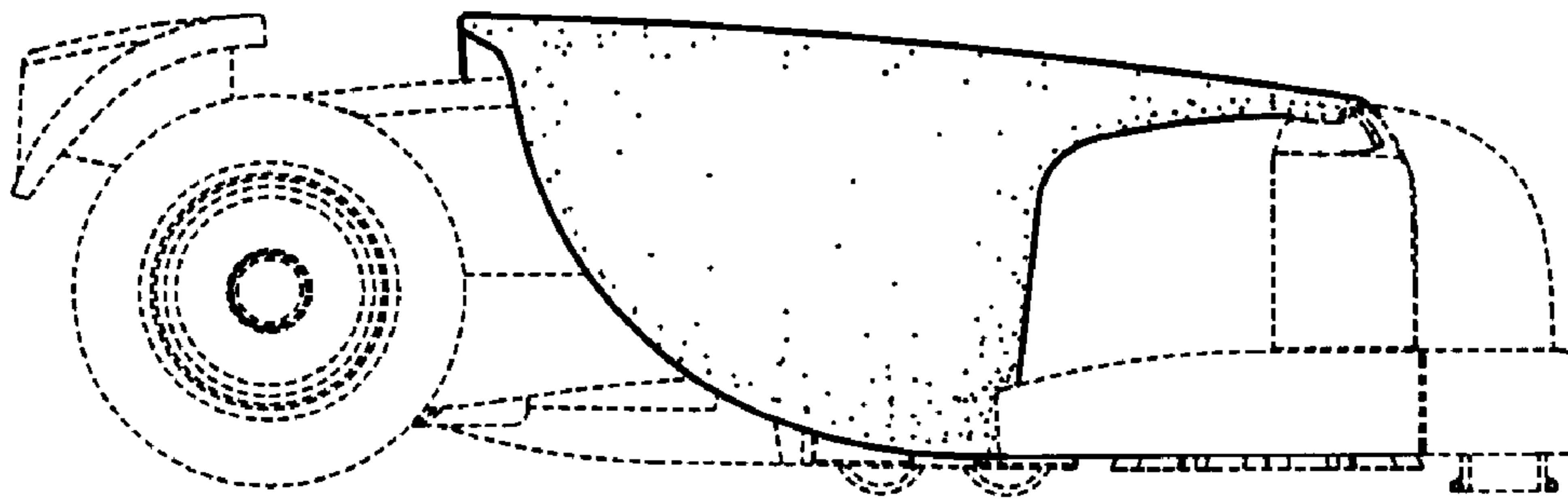


FIG-5