



US00D519231S

(12) **United States Design Patent** (10) **Patent No.:** **US D519,231 S**
Fisker et al. (45) **Date of Patent:** **** Apr. 18, 2006**

(54) **AUTOMOTIVE TAIL LIGHT**

(75) Inventors: **Henrik Fisker**, Newport Beach, CA (US); **John Paxton**, Long Beach, CA (US); **David Woodhouse**, Newport Coast, CA (US); **Kris Tomasson**, Corona del Ma, CA (US)

(73) Assignee: **Ford Global Technologies LLC**, Dearborn, MI (US)

(**) Term: **14 Years**

(21) Appl. No.: **29/220,942**

(22) Filed: **Jan. 7, 2005**

(51) **LOC (8) Cl.** **26-06**

(52) **U.S. Cl.** **D26/28**

(58) **Field of Classification Search** D26/28-36;
362/459-468, 475-478, 485-487
See application file for complete search history.

(56) **References Cited**

U.S. PATENT DOCUMENTS

D498,013 S	*	11/2004	Pfeiffer	D26/28
D503,487 S	*	3/2005	Papke et al.	D26/28
D506,277 S	*	6/2005	Ito	D26/28
D509,609 S	*	9/2005	Metros et al.	D26/28

OTHER PUBLICATIONS

www.landroverusa.com/us/en/Vehicles/Range_Rover/
Overview, Land Rover US—Overview, 3 pages. prior to Jan.
7, 2005.

www.landroverusa.com/us/en/_misc/EnlargeImagePopup,
Land Rover US—EnlargeImagePopup, 1 page. prior to Jan.
7, 2005.

www.landroverusa.com/us/en/Vehicles/Range_Rover/
Photo, Land Rover US—Photos, 20 pages. prior to Jan. 7,
2005.

Advertisement: Autoweb Re: 2005 GMC Safari (pp. 1-8).
Advertisement: Autoweb Re: 2005 Chrysler Town & Coun-
try (pp. 1-8).

Advertisement Autoweb Re: 2005 Honda Odyssey EX
5-Spd AT (pp. 1-6).

Advertisement: Autoweb Re: 2005 Toyota Sienna CE with
7 Passenger Seating (pp. 1-6).

* cited by examiner

Primary Examiner—Marcus A. Jackson

(74) *Attorney, Agent, or Firm*—Frank A. MacKenzie


(57) **CLAIM**

The ornamental design for an automotive tail light, as shown
and described.

DESCRIPTION

FIG. 1 is a left side/rear end perspective view of an auto-
motive tail light design in accordance with the present
invention, wherein a rear end/right side perspective view is
a mirror image thereof; and,
FIG. 2 is a rear end elevation view of the automotive tail
light design of FIG. 1.
The broken lines are for illustrative purposes only and form
no part of the claimed design.

1 Claim, 2 Drawing Sheets



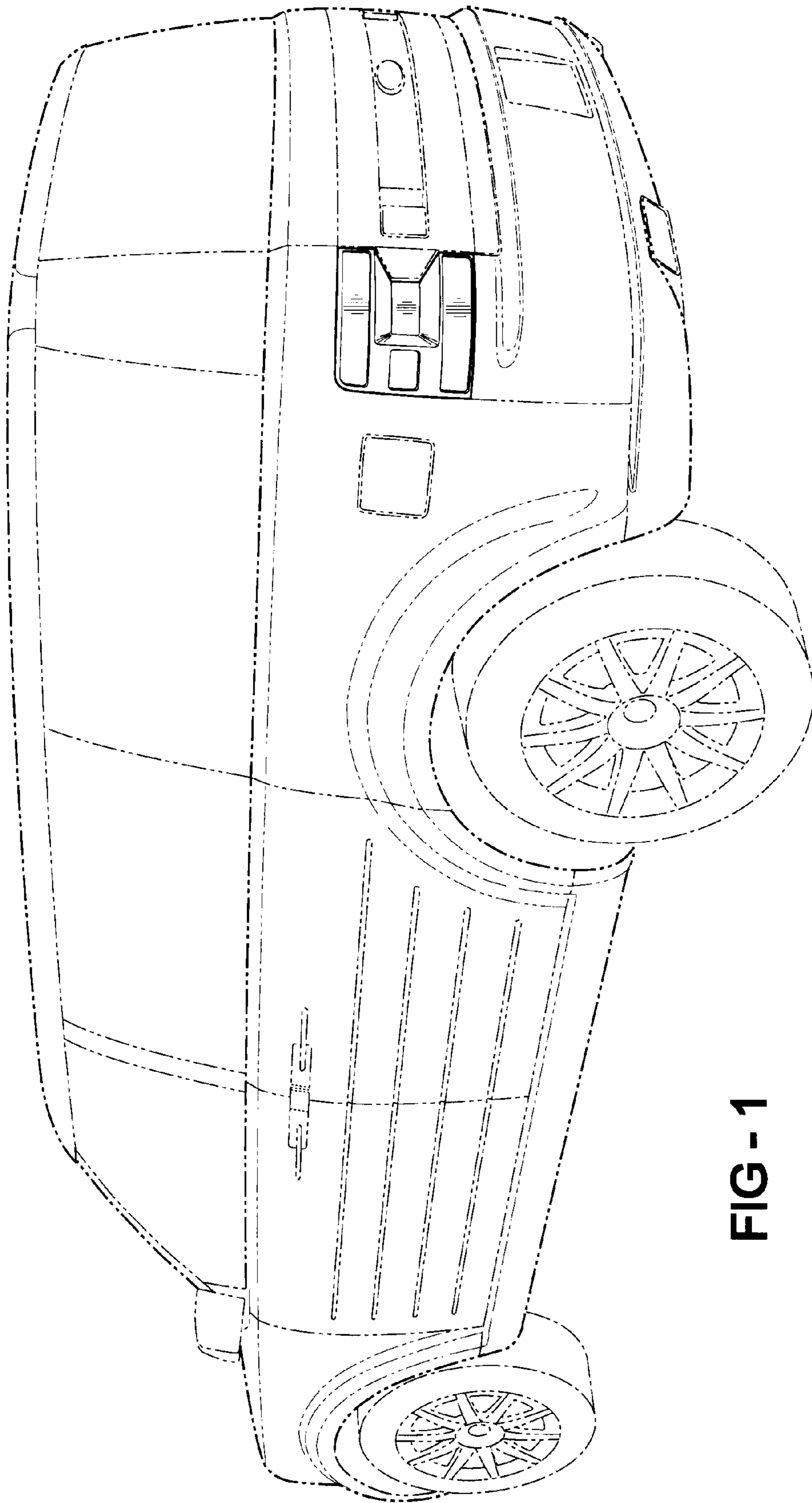


FIG - 1

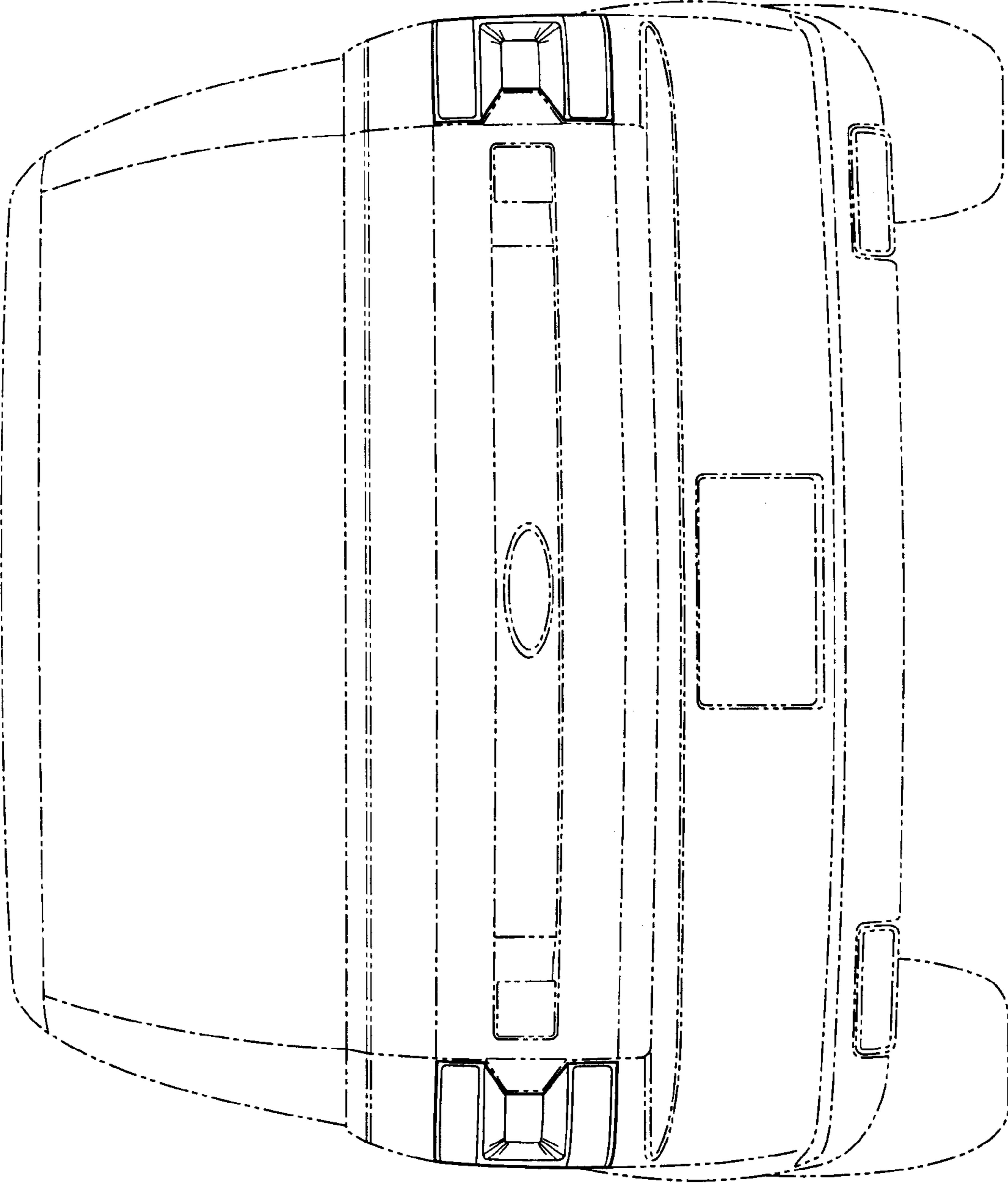


FIG - 2