



US00D519230S

(12) **United States Design Patent**  
**Endo**

(10) **Patent No.:** **US D519,230 S**  
(45) **Date of Patent:** **\*\* Apr. 18, 2006**

(54) **FRONT COMBINATION LAMP FOR AN AUTOMOBILE**

D498,859 S \* 11/2004 Kobayashi ..... D26/28  
D501,940 S \* 2/2005 Abe ..... D26/28

(75) Inventor: **Tetsu Endo**, Aichi-ken (JP)

(73) Assignee: **Toyota Jidosha Kabushiki Kaisha** (JP)

(\*\*) Term: **14 Years**

(21) Appl. No.: **29/220,546**

(22) Filed: **Dec. 30, 2004**

(51) **LOC (8) Cl.** ..... **26-02**

(52) **U.S. Cl.** ..... **D26/28**

(58) **Field of Classification Search** ..... D26/28-36;  
362/459-468, 475-478, 485-487  
See application file for complete search history.

(56) **References Cited**

**U.S. PATENT DOCUMENTS**

D492,046 S \* 6/2004 Nakamura et al. .... D26/28

**OTHER PUBLICATIONS**

Toyota, Harrier 2003, Brochure of Harrier, Feb. 2003.

\* cited by examiner

*Primary Examiner*—Marcus A. Jackson

(74) *Attorney, Agent, or Firm*—Saidman DesignLaw Group


(57) **CLAIM**


The ornamental design for a front combination lamp for an automobile, as shown and described.

**DESCRIPTION**


FIG. 1 is a front perspective view of a front combination lamp for an automobile showing my new design; FIG. 2 is a front view thereof; FIG. 3 is a left-side view thereof; and, FIG. 4 is a top view thereof.

**1 Claim, 2 Drawing Sheets**







**FIG. 1**



**FIG. 2**



**FIG. 3**



**FIG. 4**