



US00D519229S

(12) **United States Design Patent**  
**Hirokawa et al.**

(10) **Patent No.:** **US D519,229 S**  
(45) **Date of Patent:** **\*\* Apr. 18, 2006**

(54) **REAR COMBINATION LAMP FOR AN  
AUTOMOBILE**

D501,940 S \* 2/2005 Abe ..... D26/28

(75) Inventors: **Manabu Hirokawa**, Aichi-ken (JP);  
**Kenta Shimoguchi**, Aichi-ken (JP);  
**Shin Miyata**, Aichi-ken (JP)

(73) Assignee: **Toyota Jidosha Kabushiki Kaisha** (JP)

(\*\*) Term: **14 Years**

(21) Appl. No.: **29/219,443**

(22) Filed: **Dec. 16, 2004**

(51) **LOC (8) Cl.** ..... **26-06**

(52) **U.S. Cl.** ..... **D26/28**

(58) **Field of Classification Search** ..... D26/28-36;  
362/459-468, 475-478, 485-487  
See application file for complete search history.

(56) **References Cited**

**U.S. PATENT DOCUMENTS**

D492,046 S \* 6/2004 Nakamura et al. .... D26/28

**OTHER PUBLICATIONS**

BMW, BMW 3 Series 1999 and 2000, Imported Cars Guide  
Book, Oct. 29, 2002, p. 60.

\* cited by examiner

*Primary Examiner*—Marcus A. Jackson

(74) *Attorney, Agent, or Firm*—Saidman DesignLaw Group

(57) **CLAIM**

The ornamental design for a rear combination lamp for an  
automobile, as shown and described.

**DESCRIPTION**


FIG. 1 is a front perspective view of a rear combination lamp  
for an automobile showing our new design;


FIG. 2 is a front view thereof;

FIG. 3 is a left-side view thereof; and,


FIG. 4 is a top view thereof.

**1 Claim, 2 Drawing Sheets**







**FIG. 1**



**FIG. 2**



**FIG. 3**



**FIG. 4**