



US00D519225S

(12) **United States Design Patent**  
**Koide**

(10) **Patent No.:** **US D519,225 S**  
(45) **Date of Patent:** **\*\* Apr. 18, 2006**

(54) **REAR COMBINATION LAMP FOR  
AUTOMOBILE**

(75) Inventor: **Yukihiko Koide**, Toyota (JP)

(73) Assignee: **Toyota Jidosha Kabushiki Kaisha**,  
Aichi-ken (JP)

(\*\*) Term: **14 Years**

(21) Appl. No.: **29/216,367**

(22) Filed: **Nov. 3, 2004**

(51) **LOC (8) Cl.** ..... **26-06**

(52) **U.S. Cl.** ..... **D26/28**

(58) **Field of Classification Search** ..... D26/28-36;  
362/459-468, 475-478, 485-487  
See application file for complete search history.

(56) **References Cited**

**U.S. PATENT DOCUMENTS**

D476,432 S	6/2003	Lin	
D486,928 S	2/2004	Li	
D498,859 S	* 11/2004	Kobayashi	..... D26/28
D501,265 S	* 1/2005	Lin	..... D26/28
D504,735 S	* 5/2005	Lin	..... D26/28

**OTHER PUBLICATIONS**

Brochure of IST, Model: IST, Mfg.: Toyota Jidosha  
Kabushiki Kaisha, Apr. 2003.

Brochure of CALDINA, Aug. 2001.

\* cited by examiner

*Primary Examiner*—Marcus A. Jackson

(74) *Attorney, Agent, or Firm*—Finnegan, Henderson,  
Farabow, Garrett & Dunner, LLP


(57) **CLAIM**


The ornamental design for a rear combination lamp for  
automobile, as shown and described.

**DESCRIPTION**


FIG. 1 is a left-front, perspective view of a rear combination  
lamp for automobile of my new design;  
FIG. 2 is a front view of my new design;  
FIG. 3 is a rear view of my new design;  
FIG. 4 is a top view of my new design;  
FIG. 5 is a bottom view of my new design;  
FIG. 6 is a right-side view of my new design; and,  
FIG. 7 is a left-side view of my new design.  
My design includes the mirror image of the embodiment  
depicted.

**1 Claim, 3 Drawing Sheets**







**FIG. 1**




**FIG. 2**




**FIG. 3**




**FIG. 4**



**FIG. 5**



**FIG. 6**



**FIG. 7**