



US00D519224S

(12) **United States Design Patent**
Lin

(10) **Patent No.:** **US D519,224 S**

(45) **Date of Patent:** **** Apr. 18, 2006**

(54) **EXTERIOR SURFACE CONFIGURATION OF
A VEHICLE REAR LIGHT**

(76) Inventor: **Yu-Chu Lin**, No. 477, Chung Shan N.
Rd., Yung Kang City, Tainan Hsien
(TW)

(**) Term: **14 Years**

(21) Appl. No.: **29/216,158**

(22) Filed: **Nov. 1, 2004**

(51) **LOC (8) Cl.** **26-06**

(52) **U.S. Cl.** **D26/28**

(58) **Field of Classification Search** D26/28-36;
362/459-468, 475-478, 485-487
See application file for complete search history.

(56) **References Cited**

U.S. PATENT DOCUMENTS

- D490,175 S * 5/2004 Hung D26/28
- D492,431 S * 6/2004 Lin D26/28
- D497,018 S * 10/2004 Lin D26/28

D499,496 S * 12/2004 Papke et al. D26/28

* cited by examiner

Primary Examiner—Marcus A. Jackson

(74) *Attorney, Agent, or Firm*—Rosenberg, Klein & Lee

(57) **CLAIM**

I claim, the ornamental design for an exterior surface configuration of a vehicle rear light, as shown and described.

DESCRIPTION

FIG. 1 is a perspective view from the front right of an exterior surface configuration of a vehicle rear light showing my present design;

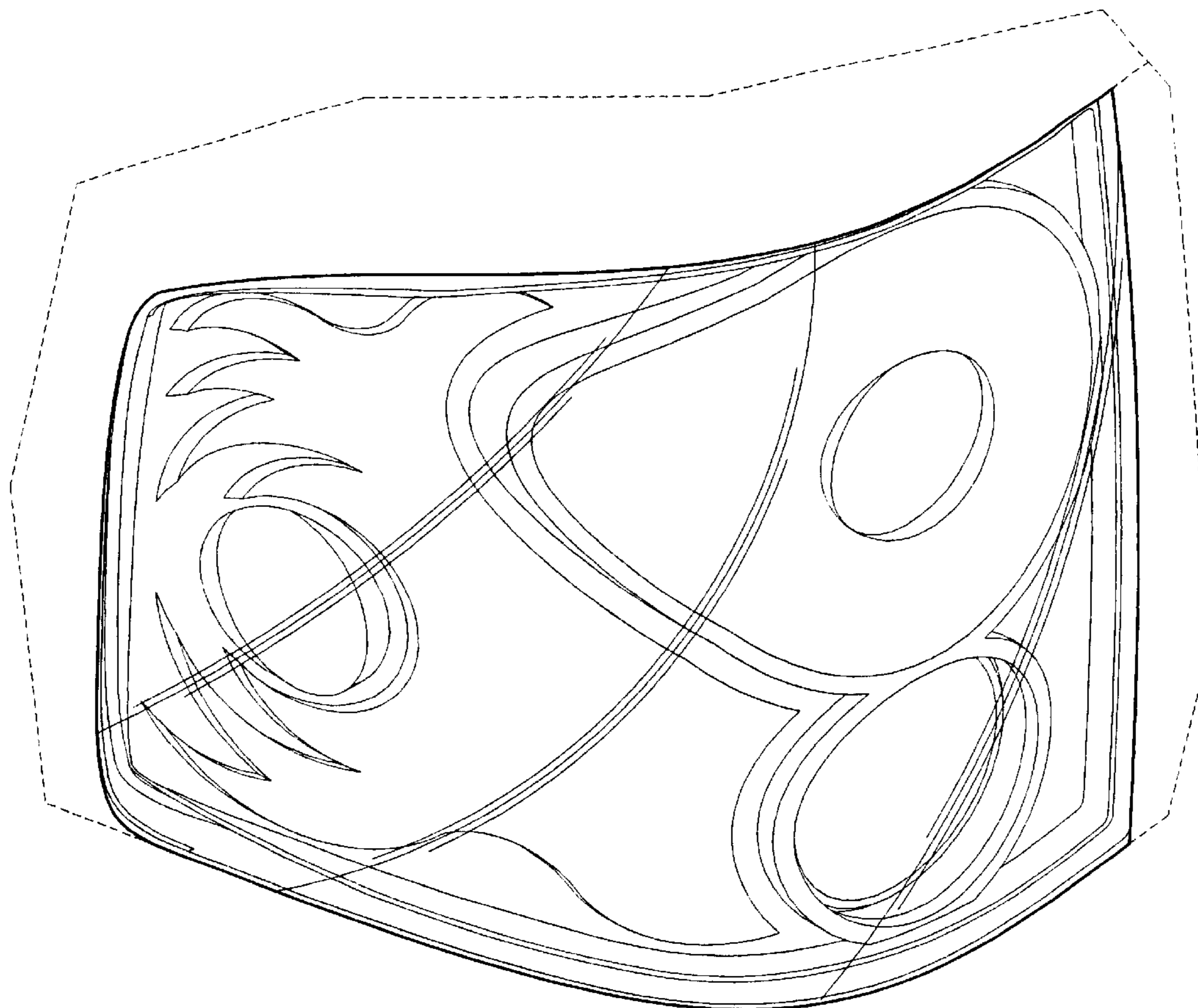
FIG. 2 is a front view thereof;

FIG. 3 is a right view thereof; and,

FIG. 4 is a top view thereof.

This design represents one embodiment of a design for an exterior surface configuration of a vehicle rear light. The drawings and descriptions represent the right side embodiment. The design also contemplates a mirror symmetrical embodiment on the left side of the vehicle. The dash line included denotes environment and is not part of the claimed design.

1 Claim, 4 Drawing Sheets



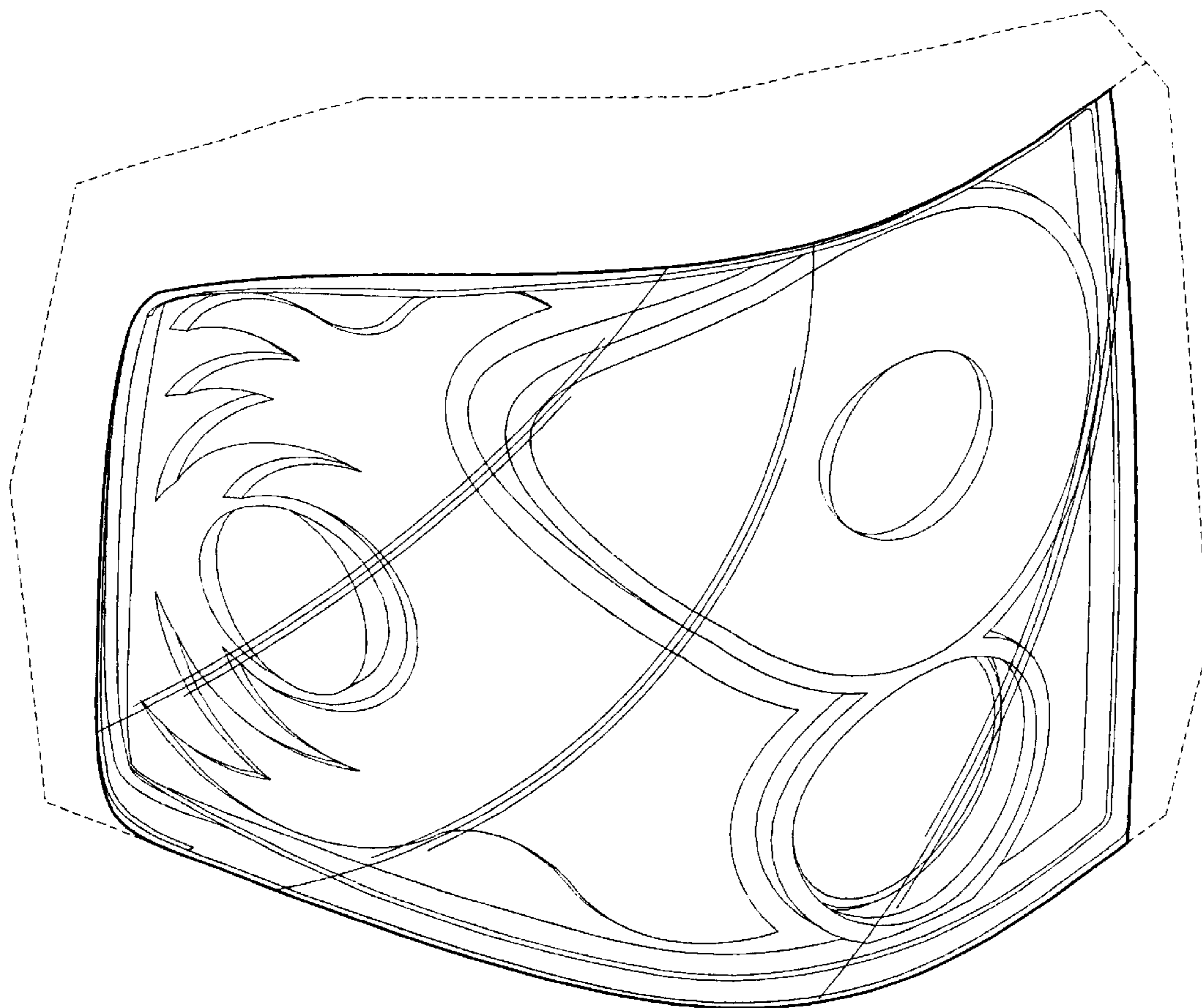


FIG. 1

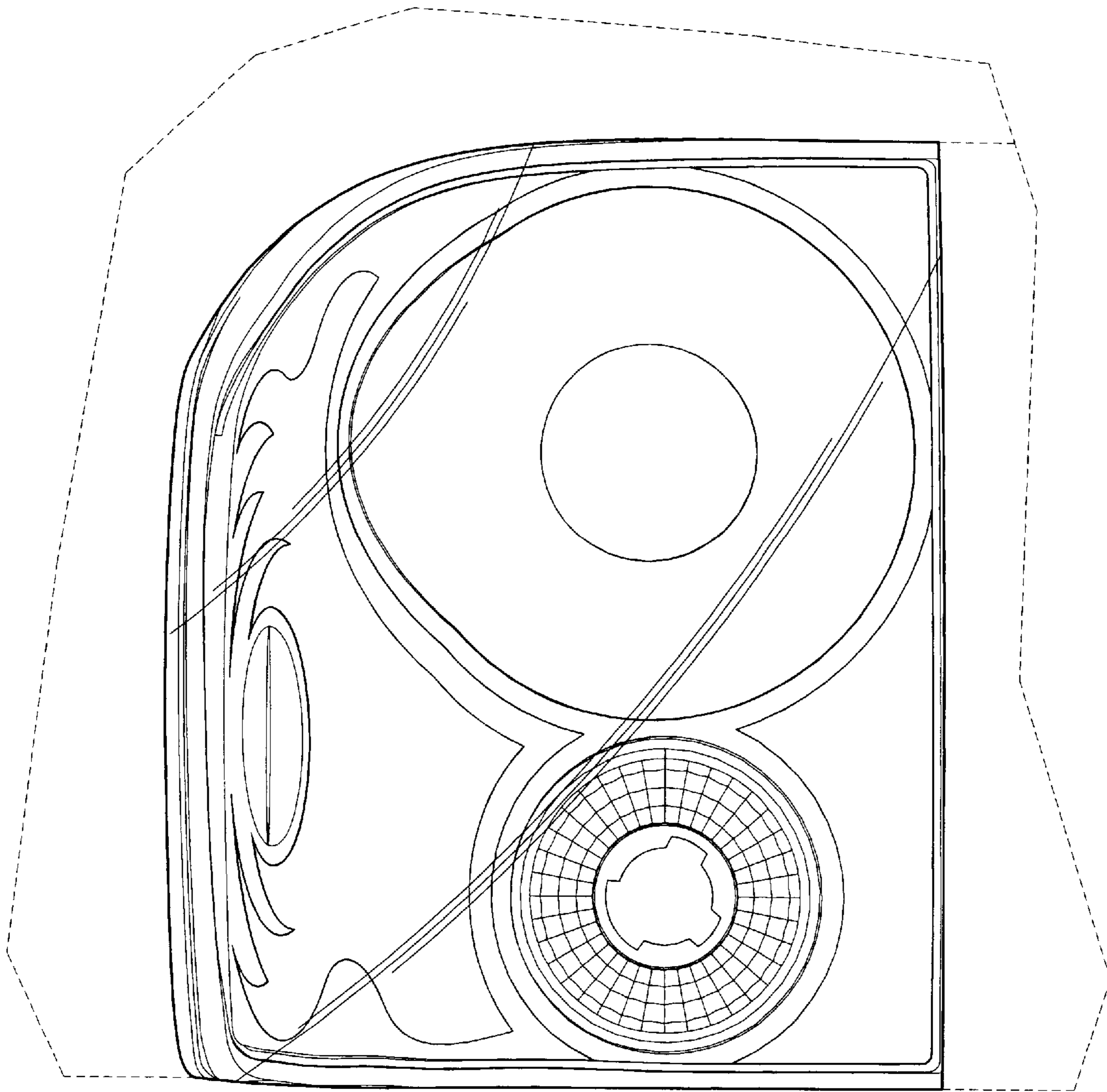


FIG. 2




FIG. 3




FIG . 4