



US00D519223S

(12) **United States Design Patent**
Hosoda et al.

(10) **Patent No.:** **US D519,223 S**
(45) **Date of Patent:** **** Apr. 18, 2006**

(54) **REAR COMBINATION LAMP FOR AN
AUTOMOBILE**

D474,292 S * 5/2003 Yang D26/28
D486,595 S * 2/2004 Liu D26/28
D496,477 S * 9/2004 Hagino D26/28

(75) Inventors: **Yasuhide Hosoda**, Aichi-ken (JP);
Tatsuya Hotta, Kanagawa-ken (JP);
Rikiya Yoshinaga, Kanagawa-ken (JP)

OTHER PUBLICATIONS

Toyota HARRIER, Brochure of Harrier, Feb. 2003.

(73) Assignee: **Toyota Jidosha Kabushiki Kaisha** (JP)

* cited by examiner

(**) Term: **14 Years**

Primary Examiner—Marcus A. Jackson

(21) Appl. No.: **29/200,246**

(74) *Attorney, Agent, or Firm*—Saidman DesignLaw Group

(22) Filed: **Feb. 25, 2004**

(57) **CLAIM**

(30) **Foreign Application Priority Data**

The ornamental design for a rear combination lamp for an automobile, as shown and described.

Dec. 22, 2003 (JP) 2003-037724

DESCRIPTION

(51) **LOC (8) Cl.** **26-06**

FIG. 1 is a front perspective view of a rear combination lamp for an automobile showing our new design;

(52) **U.S. Cl.** **D26/28**

FIG. 2 is a front view thereof;

(58) **Field of Classification Search** D26/28-36;
362/459-468, 475-478, 485-487

FIG. 3 is a top view thereof; and,

See application file for complete search history.


FIG. 4 is a right-side view thereof.

(56) **References Cited**

U.S. PATENT DOCUMENTS

1 Claim, 2 Drawing Sheets

D472,995 S * 4/2003 Horowitz D26/28






FIG. 1




FIG. 2




FIG. 3




FIG. 4