



US00D519218S

(12) **United States Design Patent**
Wilmotte

(10) **Patent No.:** **US D519,218 S**

(45) **Date of Patent:** **** Apr. 18, 2006**

(54) **SUPPORT POST**

D315,415 S * 3/1991 Anthony et al. D25/126

(75) Inventor: **Jean-Michel Wilmotte**, Paris (FR)

* cited by examiner

(73) Assignee: **Jürgen Hess**, Villingen-Schwenningen (DE)

Primary Examiner—Doris Clark

(74) *Attorney, Agent, or Firm*—McGlew and Tuttle, P.C.

(**) Term: **14 Years**

(57) **CLAIM**

(21) Appl. No.: **29/206,502**

The ornamental design for a support post, as shown and described.

(22) Filed: **Jun. 1, 2004**

(30) **Foreign Application Priority Data**

DESCRIPTION

Dec. 2, 2003 (DE) 4 03 07 581

FIG. 1 is a front view of the support post according to the invention;

(51) **LOC (8) Cl.** **25-01**

FIG. 2 is a left side view thereof;

(52) **U.S. Cl.** **D25/126**

FIG. 3 is a rear view thereof;

(58) **Field of Classification Search** D25/38,

FIG. 4 is a right side view thereof;

D25/126; 52/301; 256/25, 73, 24, 19, 22

FIG. 5 is a front perspective view thereof;

See application file for complete search history.

FIG. 6 is a top view thereof; and,


(56) **References Cited**

FIG. 7 is a bottom view thereof.

U.S. PATENT DOCUMENTS

4,684,107 A * 8/1987 Robbins, Jr. 256/19

1 Claim, 1 Drawing Sheet






Fig. 1




Fig. 2




Fig. 3




Fig. 4




Fig. 5




Fig. 6




Fig. 7