



US00D519216S

(12) **United States Design Patent**
Sandor

(10) **Patent No.:** **US D519,216 S**

(45) **Date of Patent:** **** Apr. 18, 2006**

(54) **BLOCK**

6,553,733 B1 * 4/2003 Hock et al. 52/306
D504,741 S * 5/2005 Ferrari D26/73

(76) Inventor: **Frederick J. Sandor**, 407 St. Georges Ct., Satellite Beach, FL (US) 32937

* cited by examiner

(**) Term: **14 Years**

Primary Examiner—Robert A. Delehanty

Assistant Examiner—Mark Cavanna

(21) Appl. No.: **29/200,888**

(74) *Attorney, Agent, or Firm*—John H. Crozier

(22) Filed: **Mar. 8, 2004**

(57) **CLAIM**

The ornamental design for a block, as shown and described.

(51) **LOC (8) Cl.** **25-01**

(52) **U.S. Cl.** **D25/103**

(58) **Field of Classification Search** D25/48,
D25/52, 103, 107–111, 113, 138; D26/73;
52/306; 428/44, 49; 404/22, 23
See application file for complete search history.

DESCRIPTION

FIG. 1 is a top/side isometric view of a block of my new design;

FIG. 2 is a top plan view thereof;

FIG. 3 is a bottom plan view thereof;

FIG. 4 is a side elevational view thereof, the other sides being identical to that shown; and,

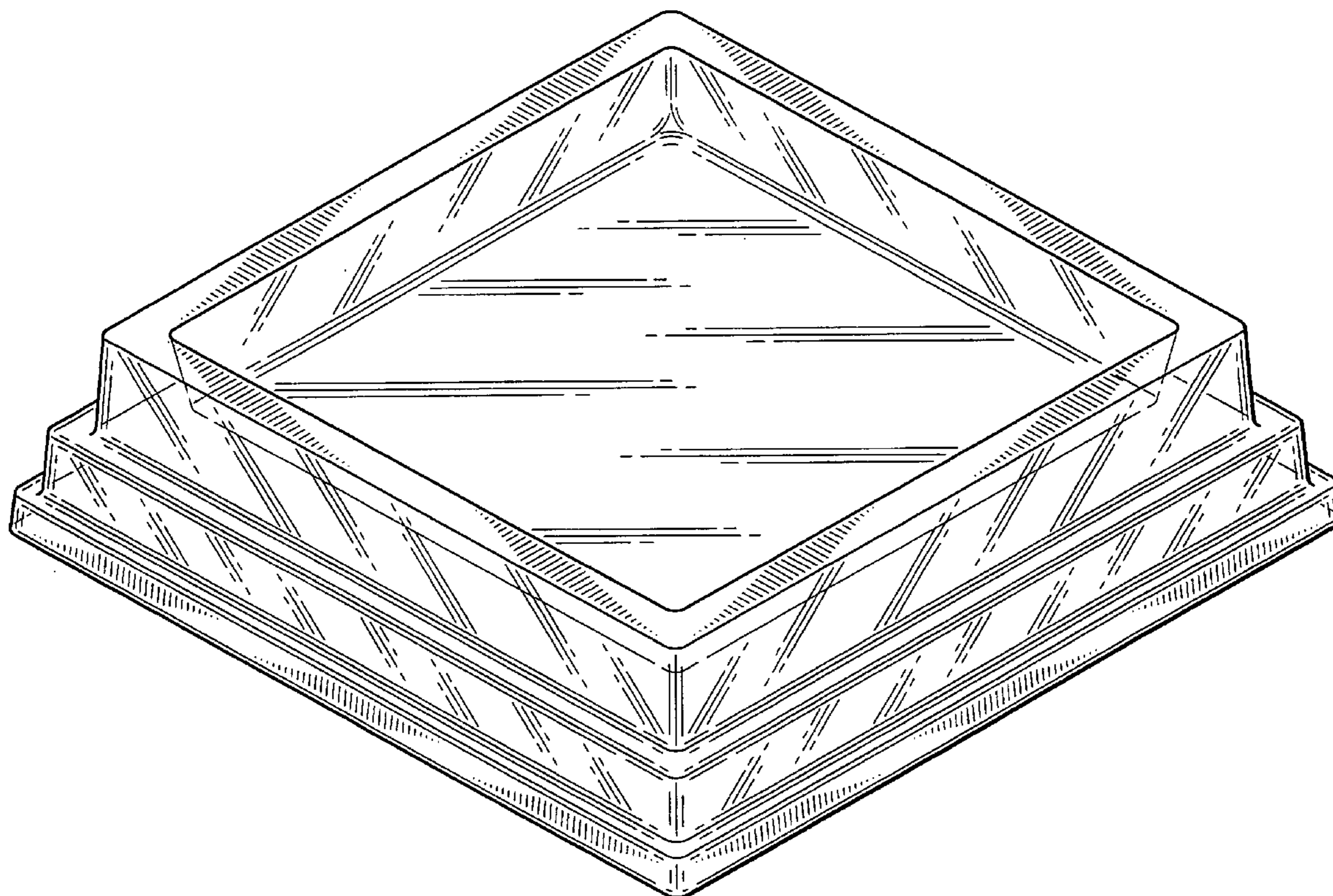
FIG. 5 is a cross sectional view thereof with the other sides being identical to that shown.

(56) **References Cited**

U.S. PATENT DOCUMENTS

5,333,427 A * 8/1994 Uhlik 52/306
5,836,125 A * 11/1998 Regina 52/306
D459,005 S * 6/2002 Tagawa D25/108

1 Claim, 4 Drawing Sheets



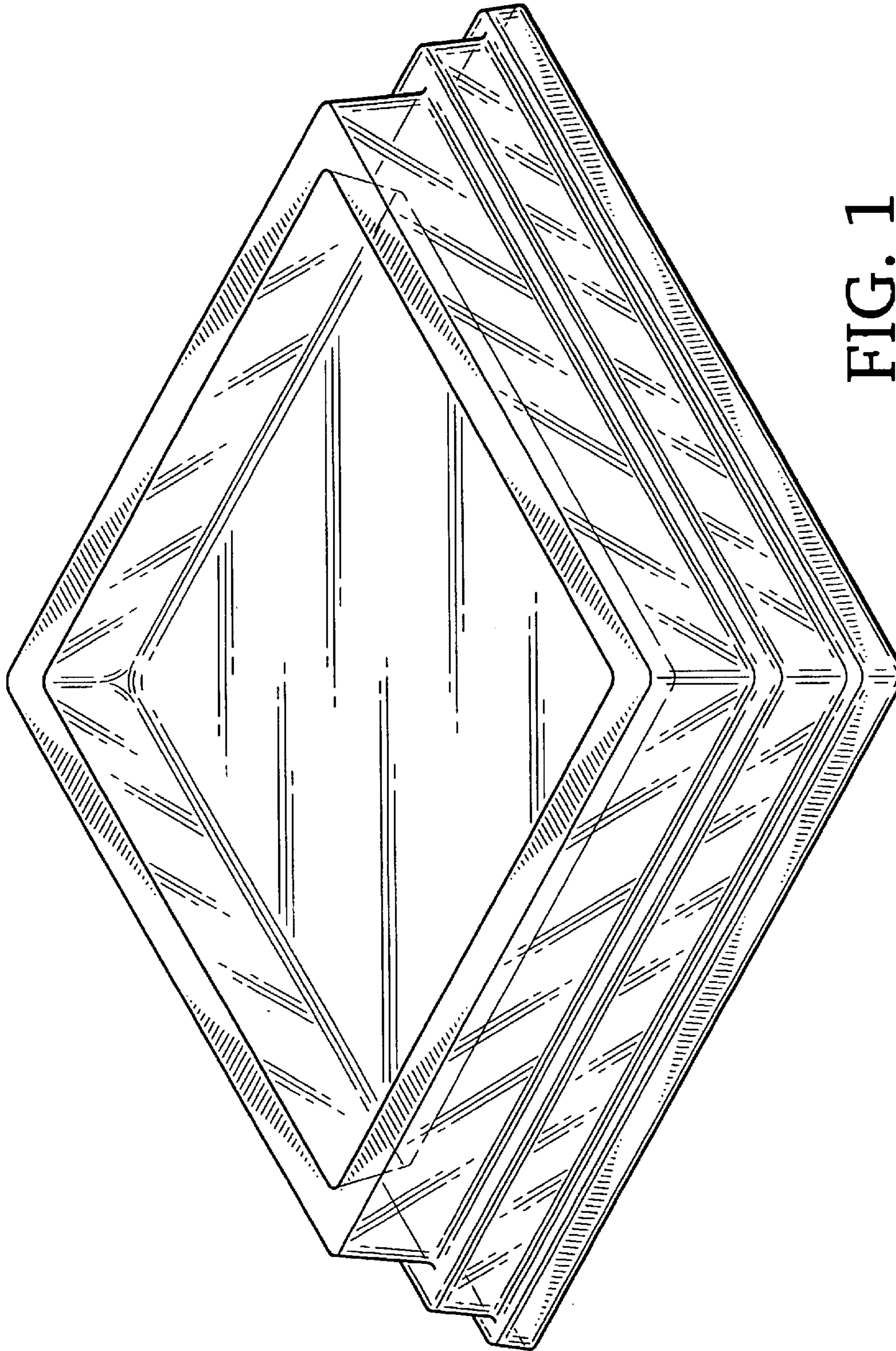


FIG. 1




FIG. 2




FIG. 3

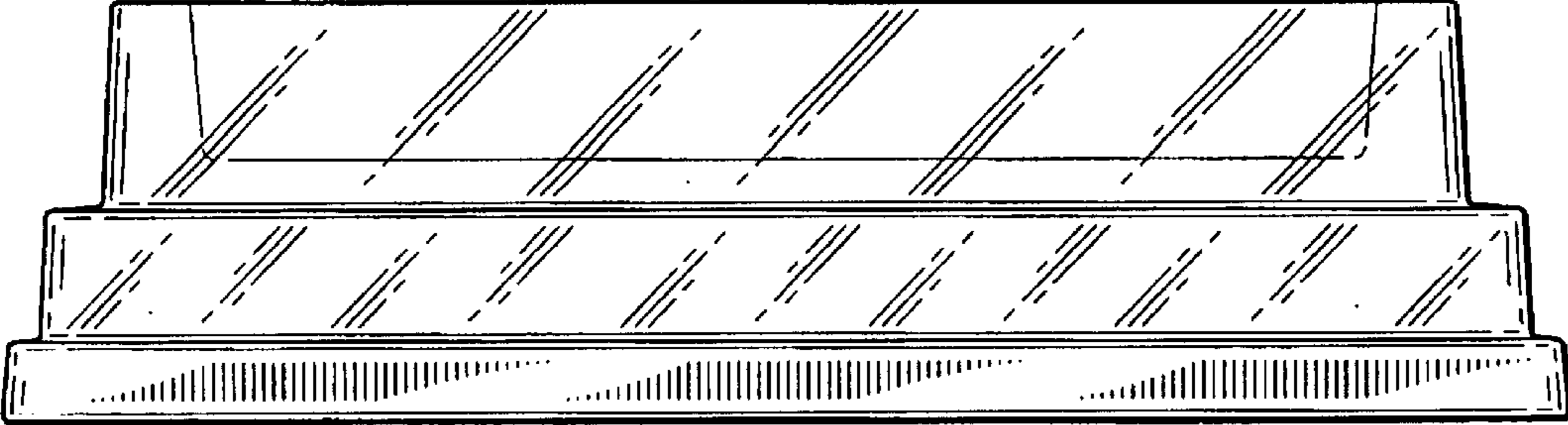


FIG. 4

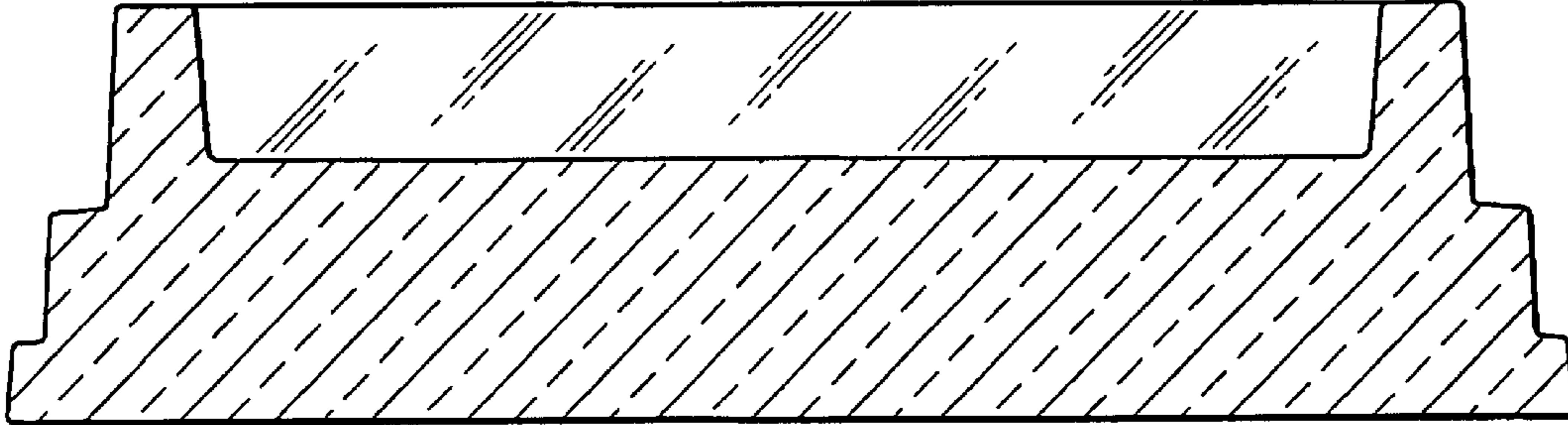


FIG. 5