



US00D519215S

(12) **United States Design Patent**  
**Walker**

(10) **Patent No.:** **US D519,215 S**  
(45) **Date of Patent:** **\*\* Apr. 18, 2006**

(54) **PICKET SPACER**

CA 2387296 11/2002

(75) Inventor: **Simon Walker**, Delta (CA)

\* cited by examiner

(73) Assignee: **Peak Innovations Inc.**, Richmond (CA)

*Primary Examiner*—Doris Clark

(\*\*) Term: **14 Years**

(57) **CLAIM**

(21) Appl. No.: **29/207,205**

The ornamental design for an picket spacer, as shown and described.

(22) Filed: **Jun. 10, 2004**

**DESCRIPTION**

(30) **Foreign Application Priority Data**

Dec. 11, 2003 (CA) ..... 105190

(51) **LOC (8) Cl.** ..... **25-02**

(52) **U.S. Cl.** ..... **D25/38**

(58) **Field of Classification Search** ..... D25/38;  
256/1, 22, 34, 65.01

See application file for complete search history.

FIG. 1 a top perspective view of a first embodiment of the picket spacer;  
FIG. 2 is a top plan view of FIG. 1;  
FIG. 3 is a front elevation of FIG. 1 wherein the front and rear elevations are identical;  
FIG. 4 is a right side elevation of FIG. 1 wherein the right and left side elevations are identical;  
FIG. 5 is a bottom plan view of FIG. 1;  
FIG. 6 is a bottom perspective view of FIG. 1;  
FIG. 7 is a perspective view of a second embodiment of the picket spacer wherein the second embodiment has a bottom rail portion removed;  
FIG. 8 is a top plan view of FIG. 7;  
FIG. 9 is a front elevation of FIG. 7 wherein the front and rear elevations are identical;  
FIG. 10 is a right side elevation of FIG. 7 wherein the right and left side elevations are identical; and,  
FIG. 11 is a bottom plan view of FIG. 7.

(56) **References Cited**


**U.S. PATENT DOCUMENTS**

- 7,774 A 11/1850 Krauser et al.
- 328,392 A \* 10/1885 Dudley ..... 256/24
- 5,131,630 A \* 7/1992 Nash ..... 256/12.5
- 6,254,064 B1 7/2001 Gibbs
- D451,205 S \* 11/2001 Erwin ..... D25/38

**FOREIGN PATENT DOCUMENTS**

CA 1223472 6/1987

**1 Claim, 5 Drawing Sheets**






Fig. 1




Fig. 2

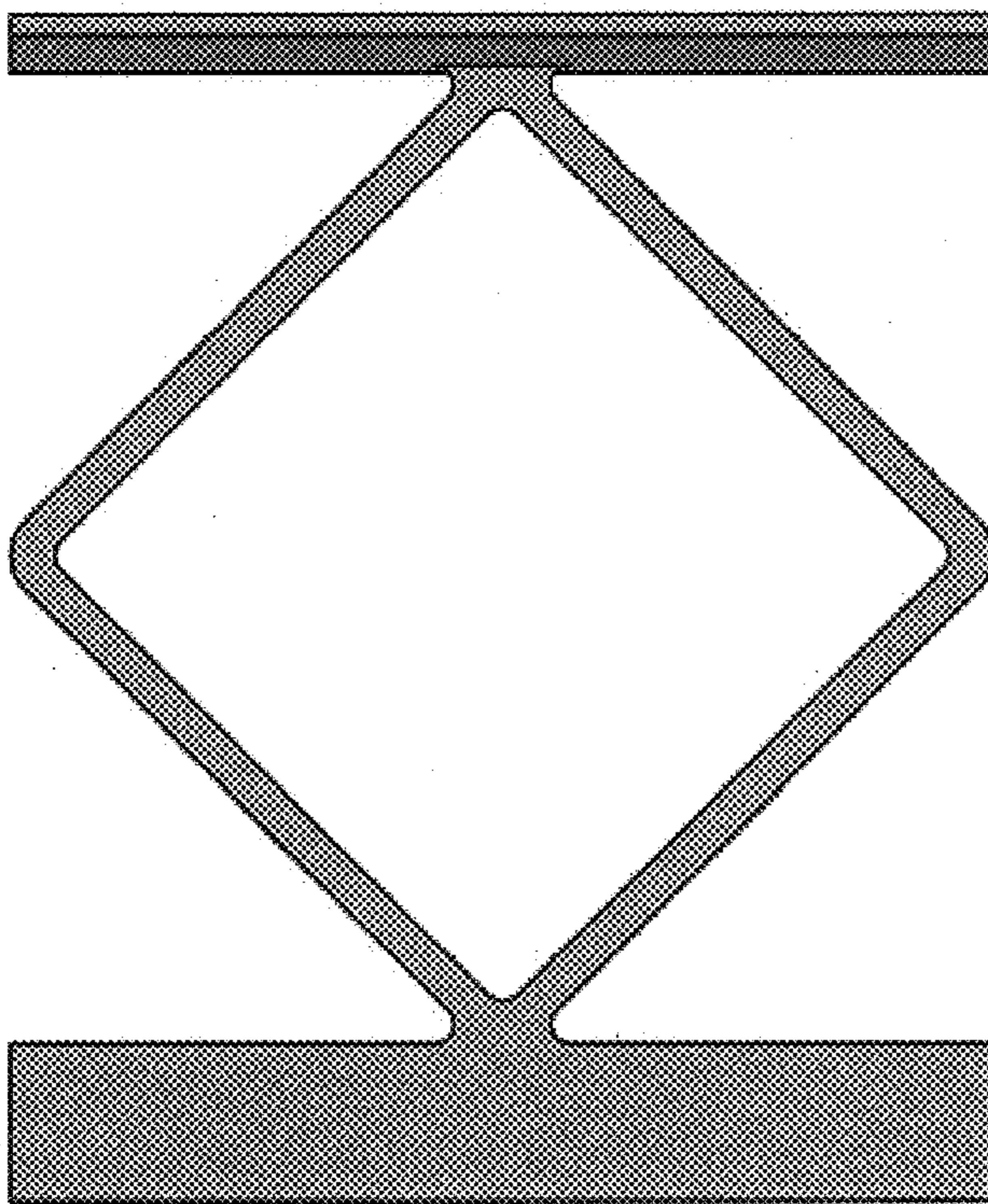


Fig. 3




Fig. 5




Fig. 4




Fig. 6

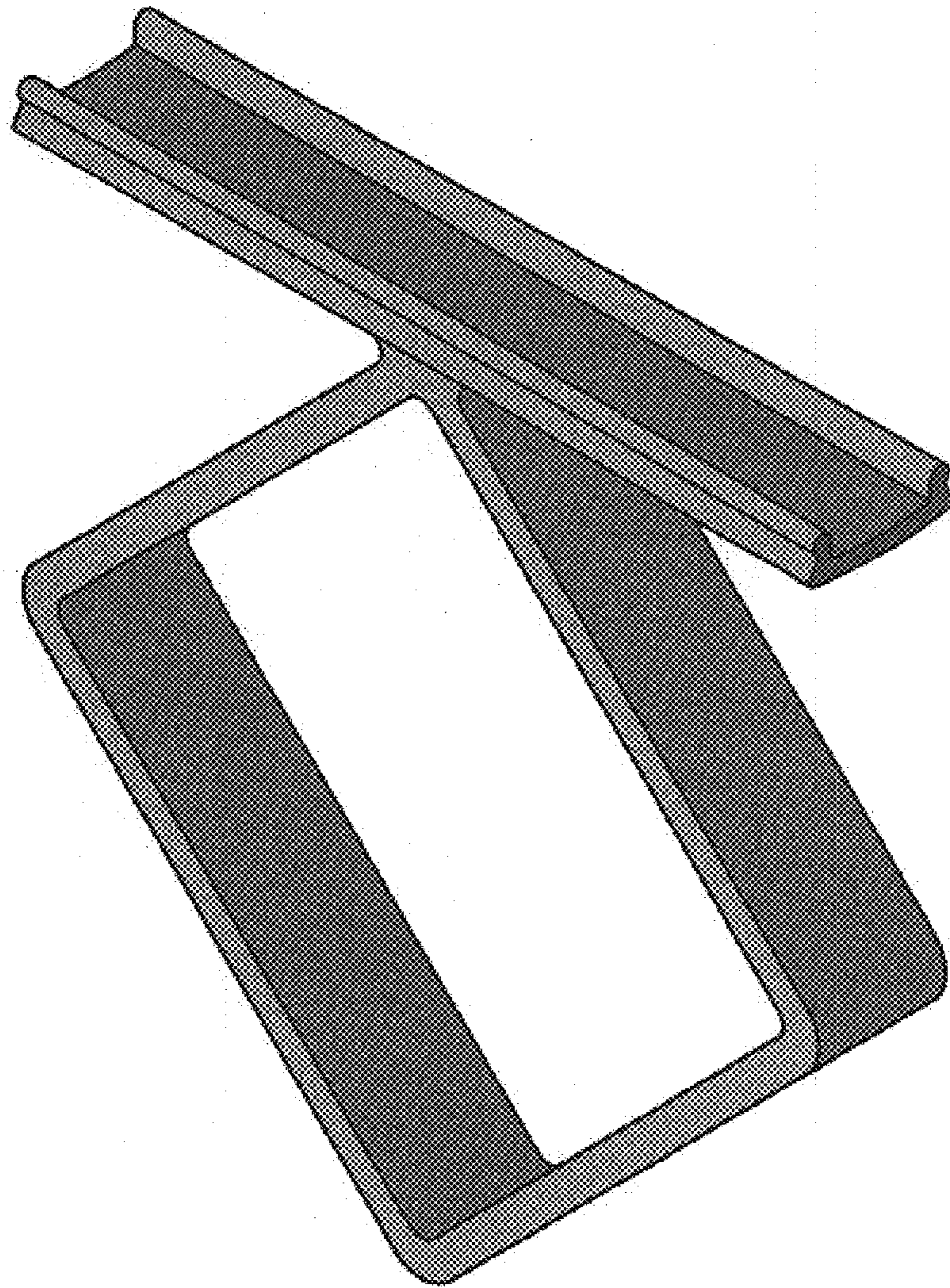


Fig. 7




Fig. 8

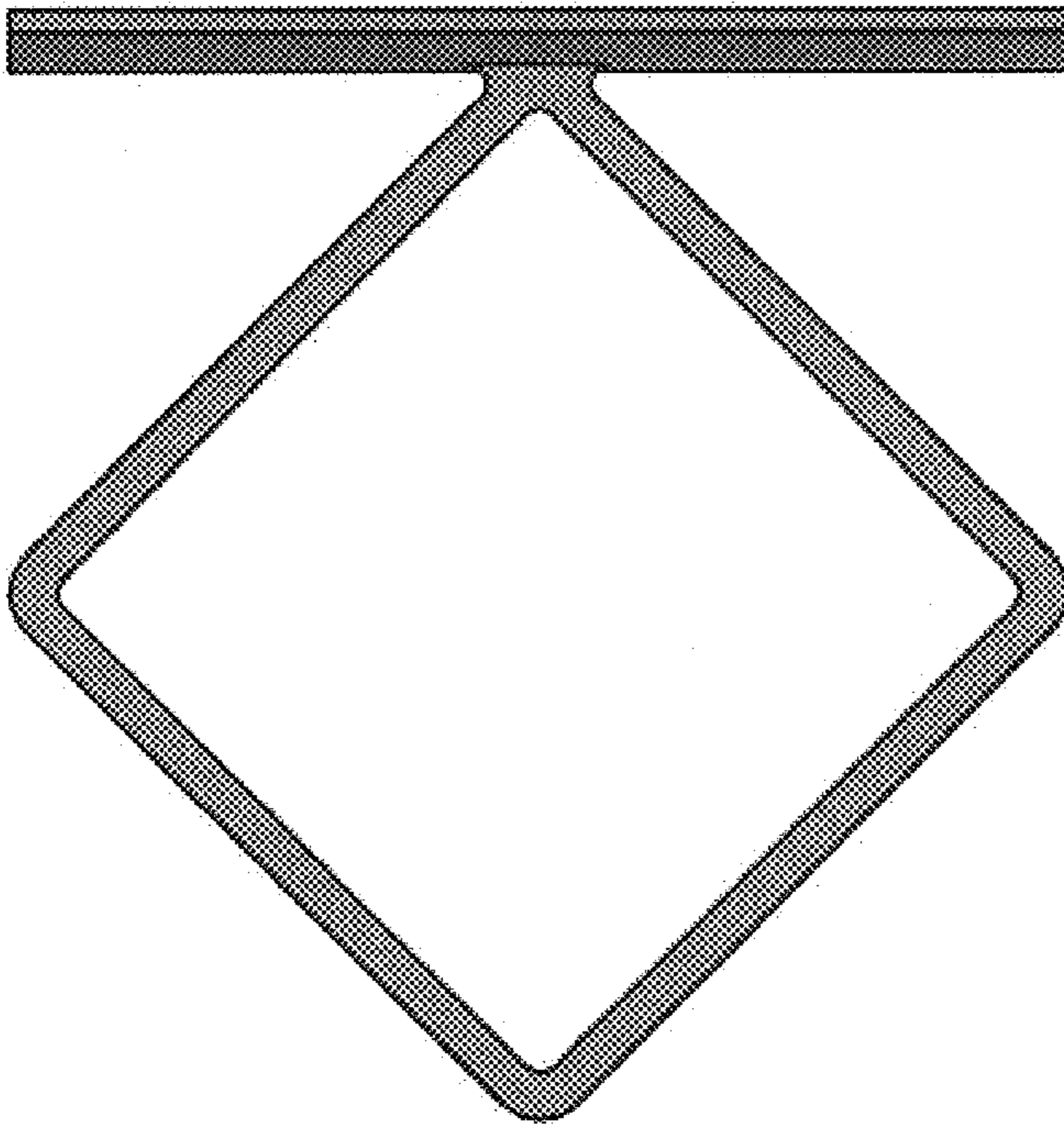


Fig. 9




Fig. 10




Fig. 11