

US00D519214S

(12) **United States Design Patent**
Lansohn

(10) **Patent No.:** **US D519,214 S**

(45) **Date of Patent:** **** Apr. 18, 2006**

(54) **PHOTODYNAMIC THERAPY APPLICATOR**

(76) **Inventor:** **Eric Lansohn**, Hochstr. 309, 8201
Schaffhausen (CH)

(**) **Term:** **14 Years**

(21) **Appl. No.:** **29/192,095**

(22) **Filed:** **Oct. 17, 2003**

(30) **Foreign Application Priority Data**

Apr. 19, 2003 (CH) 129673

(51) **LOC (8) Cl.** **28-03**

(52) **U.S. Cl.** **D24/210**

(58) **Field of Classification Search** D24/209–210,
D24/119, 133, 158, 216; D26/37; 362/800,
362/399, 202; 606/1, 17, 13; 607/90–95,
607/88, 1

See application file for complete search history.

(56) **References Cited**

U.S. PATENT DOCUMENTS

1,951,569 A * 3/1934 Vestvold D24/210
2,538,685 A * 1/1951 Schroer et al. 607/90
5,562,657 A * 10/1996 Griffin 606/17

D407,508 S * 3/1999 Chiu D26/37
D439,985 S * 4/2001 Sanner D24/216
6,213,623 B1 * 4/2001 Campman 362/202
6,328,760 B1 * 12/2001 James 607/88
D495,076 S * 8/2004 Mandel D26/37

* cited by examiner

Primary Examiner—Louis S. Zarfaz

Assistant Examiner—Melanie Levy

(74) *Attorney, Agent, or Firm*—Cohen, Pontani, Lieberman
& Pavane

(57) **CLAIM**

The ornamental design for a photodynamic therapy applicator, as shown and described.

DESCRIPTION

FIG. 1 is a perspective view taken from the front and left side of a photodynamic therapy applicator showing my new design;

FIG. 2 another perspective view thereof; and,

FIG. 3 is a perspective view taken from the rear and left side thereof.

The broken lines are for illustrative purposes only and form no part of the claimed design.

1 Claim, 1 Drawing Sheet

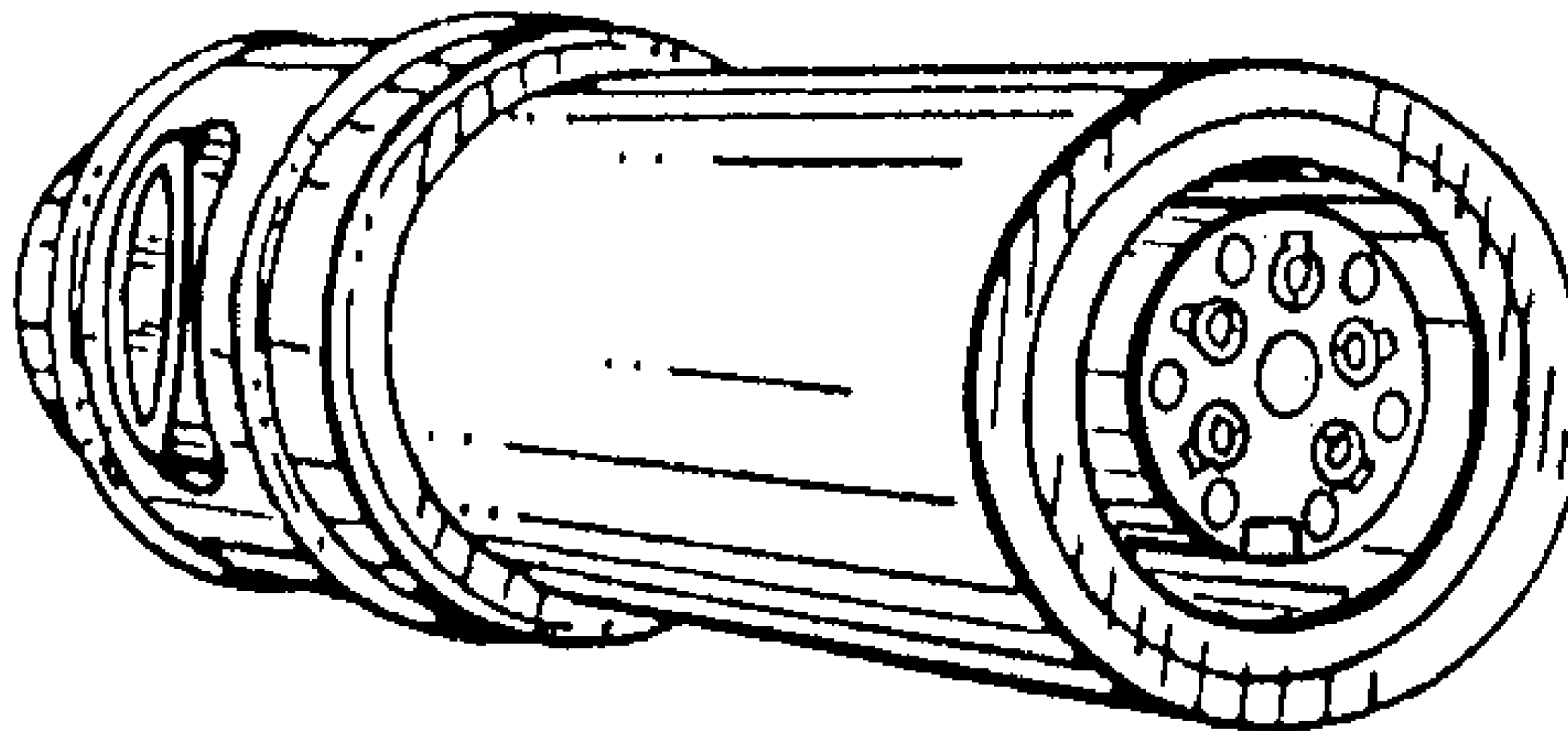


FIG. 1

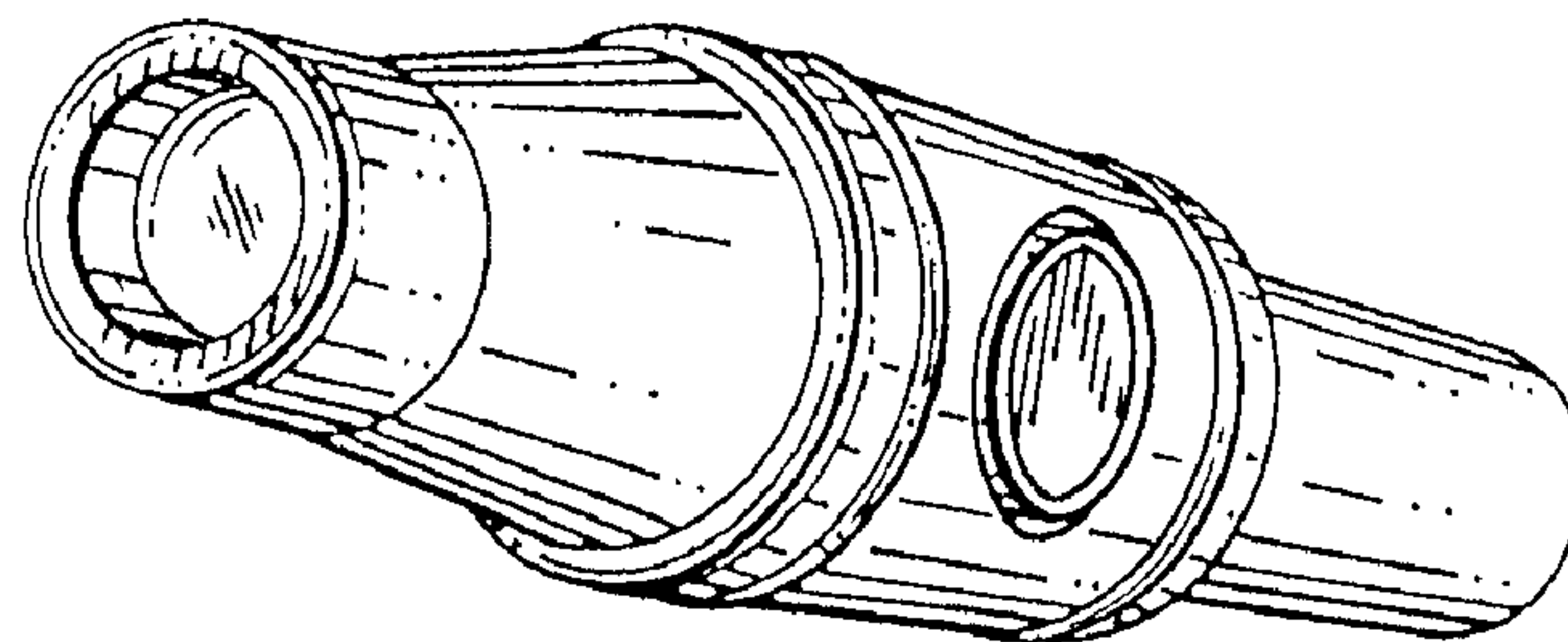
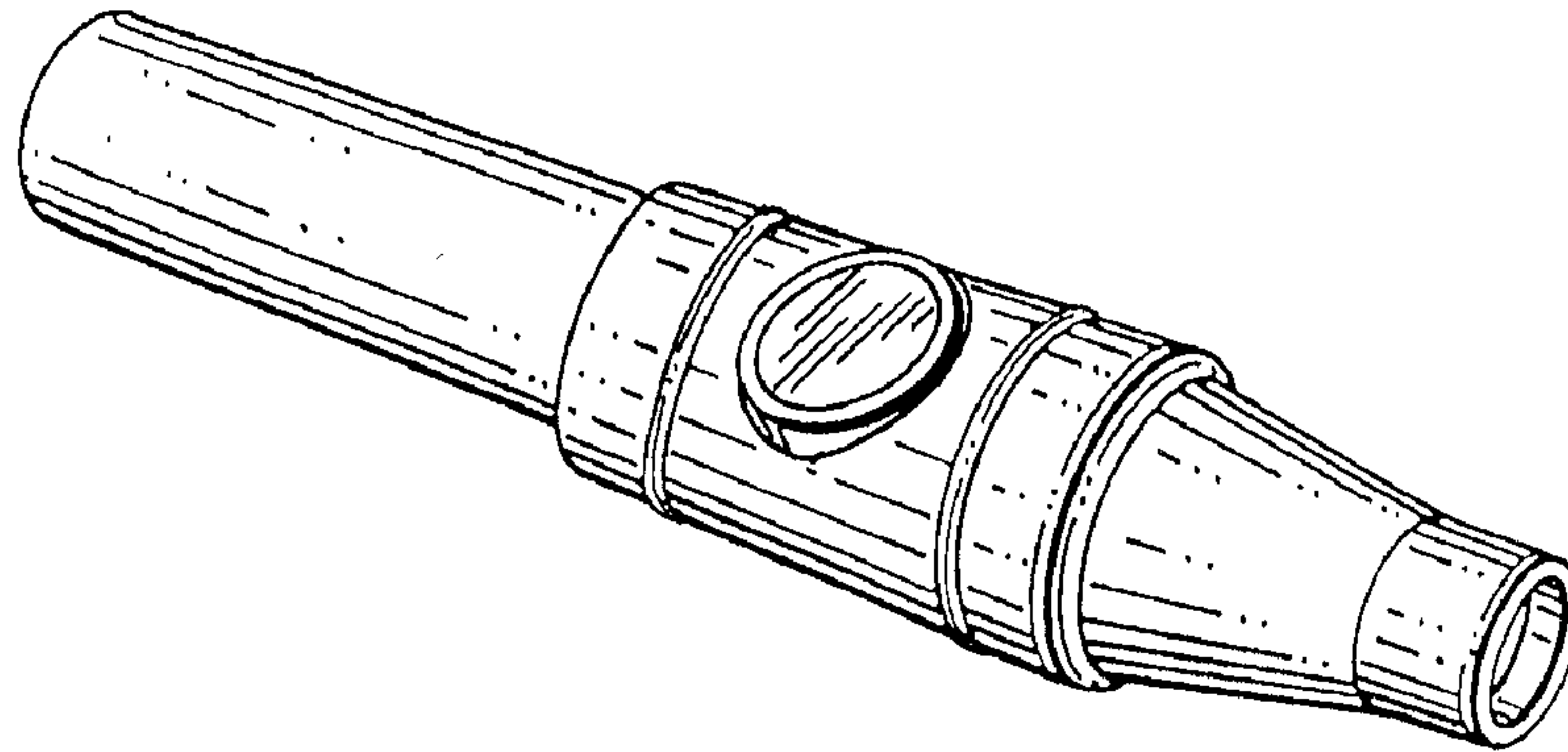


FIG. 2

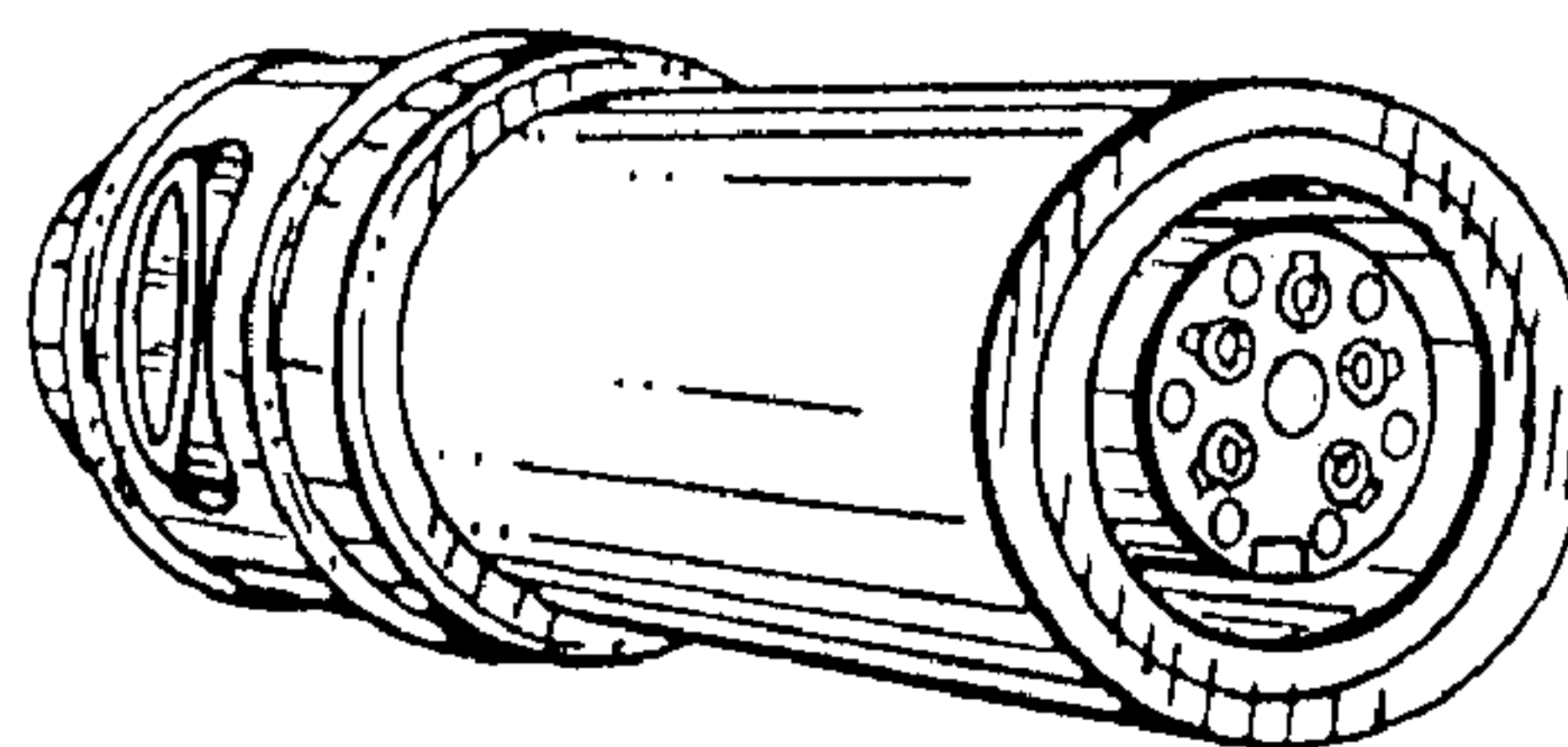


FIG. 3