



US00D519199S

(12) **United States Design Patent**  
**Gajewski**

(10) **Patent No.:** **US D519,199 S**  
(45) **Date of Patent:** **\*\* Apr. 18, 2006**

(54) **COMBINATION CEILING FAN AND LIGHT FIXTURE**

Home Lighting Accessories; Dallas Summer Market; Jun. 2004; p. 38-39.

(75) Inventor: **Mark Gajewski**, Avila Beach, CA (US)

\* cited by examiner

(73) Assignee: **Minka Lighting, Inc.**, Corona, CA (US)

*Primary Examiner*—Lisa Lichtenstein  
(74) *Attorney, Agent, or Firm*—Baker & McKenzie LLP

(\*\*) Term: **14 Years**

(57) **CLAIM**

(21) Appl. No.: **29/213,355**

The ornamental design for the combination ceiling fan and light fixture, as shown and described.

(22) Filed: **Sep. 16, 2004**

**DESCRIPTION**

(51) **LOC (8) Cl.** ..... **23-04**

(52) **U.S. Cl.** ..... **D23/377**

(58) **Field of Classification Search** ..... D23/377,  
D23/379, 385, 411, 413; D26/81-86, 88,  
D26/72, 59, 51; 362/96; 392/364; 416/5,  
416/170 R

FIG. 1 is a perspective view from below of a combination ceiling fan and light fixture in accordance with my design; FIG. 2 is an enlarged perspective view from below of the combination ceiling fan and light fixture in accordance with my design;

See application file for complete search history.

FIG. 3 is a bottom plan view of the combination ceiling fan and light fixture in accordance with my design;

(56) **References Cited**

**U.S. PATENT DOCUMENTS**

- 403,061 A \* 5/1889 Jaspers-Fayer et al. .... 430/406
- D360,939 S \* 8/1995 Wang ..... D23/377
- D484,969 S \* 1/2004 Tai ..... D23/413
- D505,198 S \* 5/2005 Liu ..... D23/413

FIG. 4 is a top plan view of the combination ceiling fan and light fixture in accordance with my design;

FIG. 5 is a front elevation view of the combination ceiling fan and light fixture in accordance with my design; and,

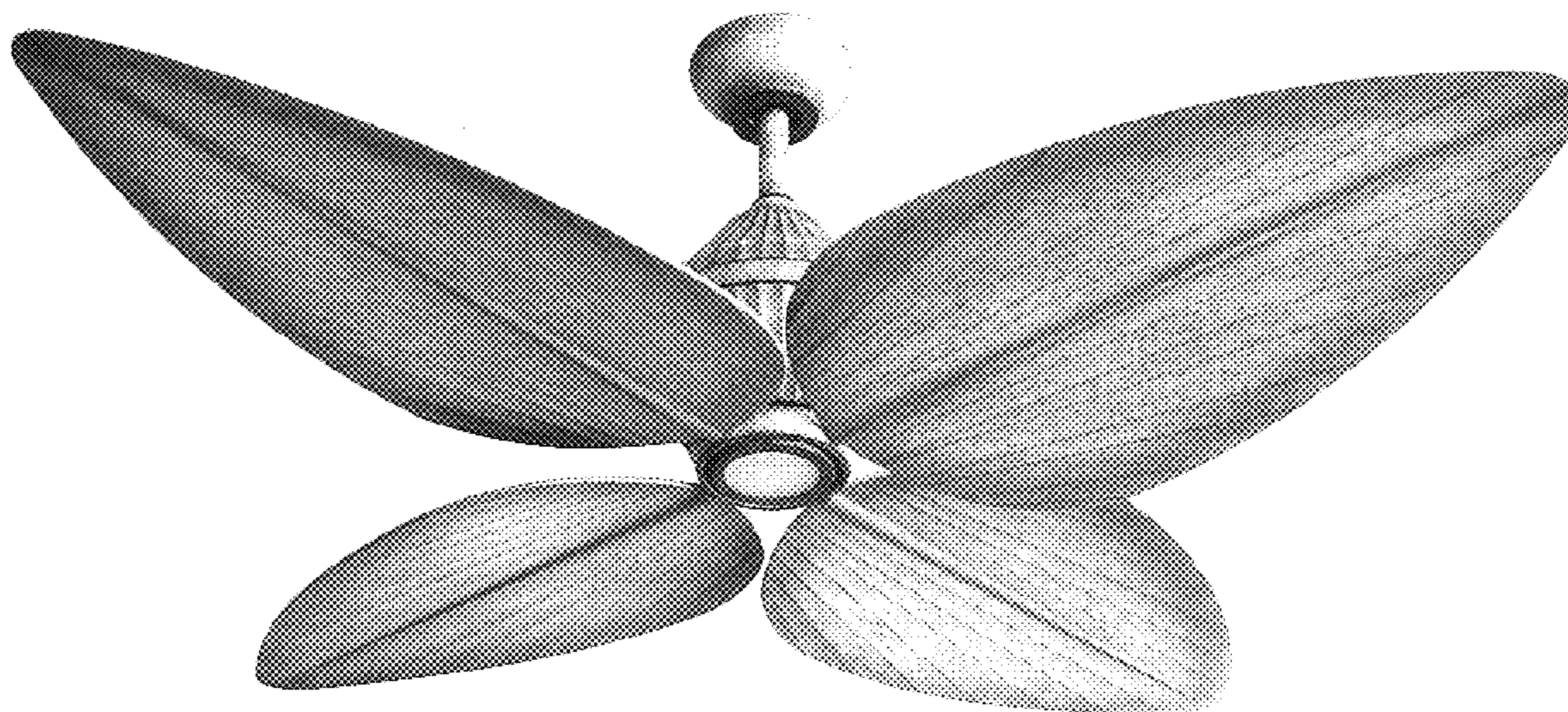
FIG. 6 is a side elevation view of the combination ceiling fan and light fixture in accordance with my design.

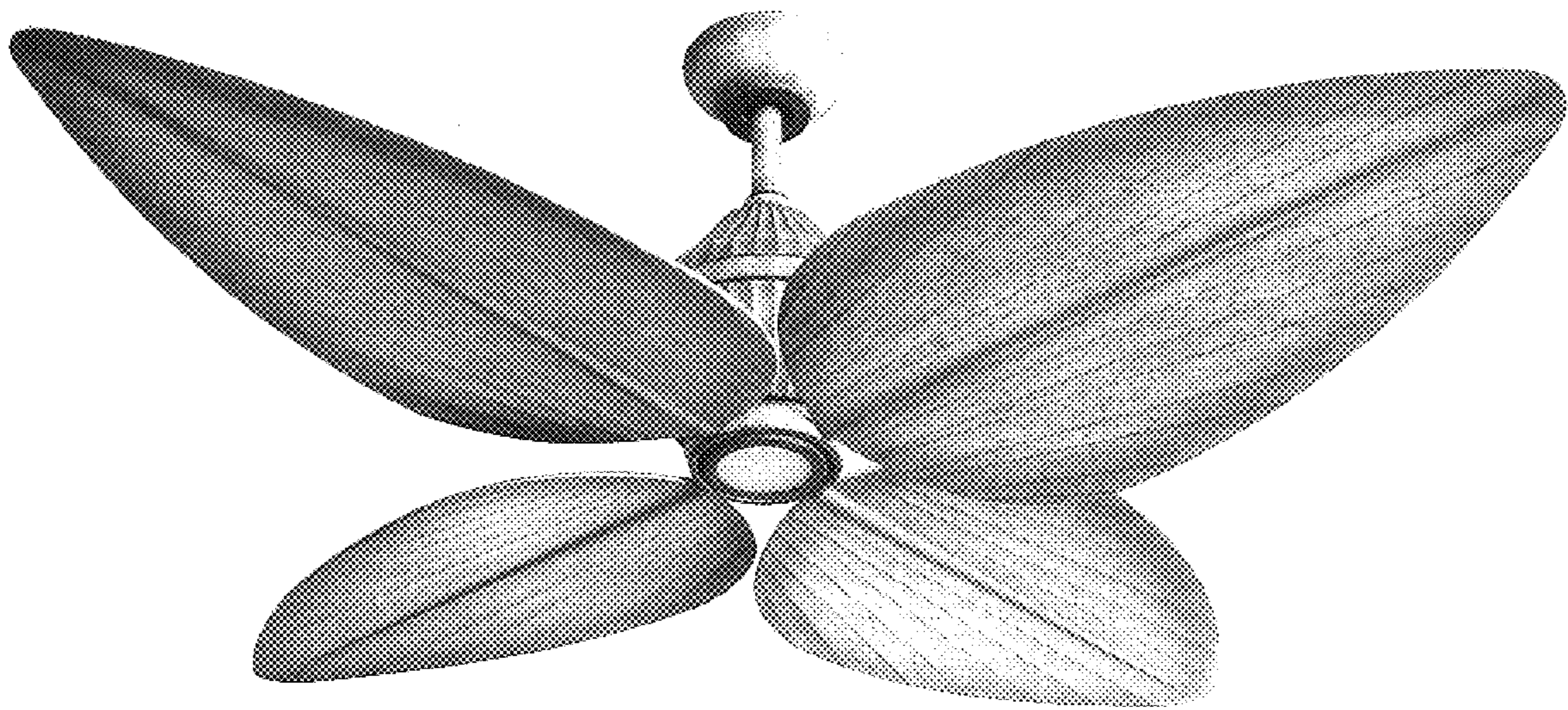
FIGS. 5 and 6 and the rear view and opposite side view are identical except for the positioning of the fan blades.

**OTHER PUBLICATIONS**


Home Lighting Accessories; Dallas Summer Market; Jun., 2004; pp. 102-103.

**1 Claim, 6 Drawing Sheets**







*Fig.1*




*Fig.2*




*Fig.3*



*Fig.4*



*Fig.5*



*Fig.6*