



US00D519184S

(12) **United States Design Patent**
Malley

(10) **Patent No.:** **US D519,184 S**

(45) **Date of Patent:** **** Apr. 18, 2006**

(54) **GUN SIGHT**

(76) **Inventor:** **Paul J. Malley**, 56 South Heath Rd.,
Burrum River, Queensland 4659 (AU)

(**) **Term:** **14 Years**

(21) **Appl. No.:** **29/182,461**

(22) **Filed:** **May 28, 2003**

(51) **LOC (8) Cl.** **22-01**

(52) **U.S. Cl.** **D22/109**

(58) **Field of Classification Search** D22/108,
D22/199; D16/130, 134; 33/245, 246, 297,
33/298; 42/122, 130; 235/414; 350/550; 356/21;
359/424, 428; 421/122

See application file for complete search history.

4,403,421 A *	9/1983	Shepherd	42/122
4,584,776 A *	4/1986	Shepherd	42/122
4,618,221 A *	10/1986	Thomas	359/428
4,632,719 A *	12/1986	Chow et al.	156/345.46
4,806,007 A *	2/1989	Bindon	359/424
D306,175 S *	2/1990	Steel et al.	D16/135
5,519,941 A	5/1996	Yusko	
5,616,903 A *	4/1997	Springer	235/414
D397,704 S *	9/1998	Reese	D16/130
D403,686 S *	1/1999	Reese	D16/130
5,920,995 A *	7/1999	Sammut	42/122
6,032,374 A *	3/2000	Sammut	42/122
6,357,158 B1 *	3/2002	Smith, III	42/122
6,360,471 B1 *	3/2002	Stein	42/122
D456,057 S *	4/2002	Smith, III	D22/108
6,453,595 B1 *	9/2002	Sammut	42/130
D475,758 S *	6/2003	Ishikawa	D22/108
6,591,537 B1 *	7/2003	Smith	42/122

* cited by examiner

Primary Examiner—Louis S. Zarfaz

Assistant Examiner—Melanie Levy

(74) *Attorney, Agent, or Firm*—Armstrong Teasdale LLP

(56) **References Cited**

U.S. PATENT DOCUMENTS

647,123 A	4/1900	Warner	
909,941 A	1/1909	Roscoe	
1,428,389 A	9/1922	Miller	
2,132,489 A	10/1938	Mossberg	
2,171,571 A *	9/1939	Karnes	42/123
2,256,411 A	9/1941	Russell	
2,339,723 A	1/1944	Russell	
2,464,521 A *	3/1949	McCall	33/297
3,190,003 A *	6/1965	O'Brien	33/297
3,381,380 A *	5/1968	Thomas	33/297
3,392,450 A *	7/1968	Herter et al.	42/122
3,470,616 A *	10/1969	Thompson	33/297
3,499,224 A	3/1970	Squier et al.	
3,540,256 A *	11/1970	Thompson	72/299
3,948,587 A *	4/1976	Rubbert	356/21
4,285,137 A *	8/1981	Jennie	42/122

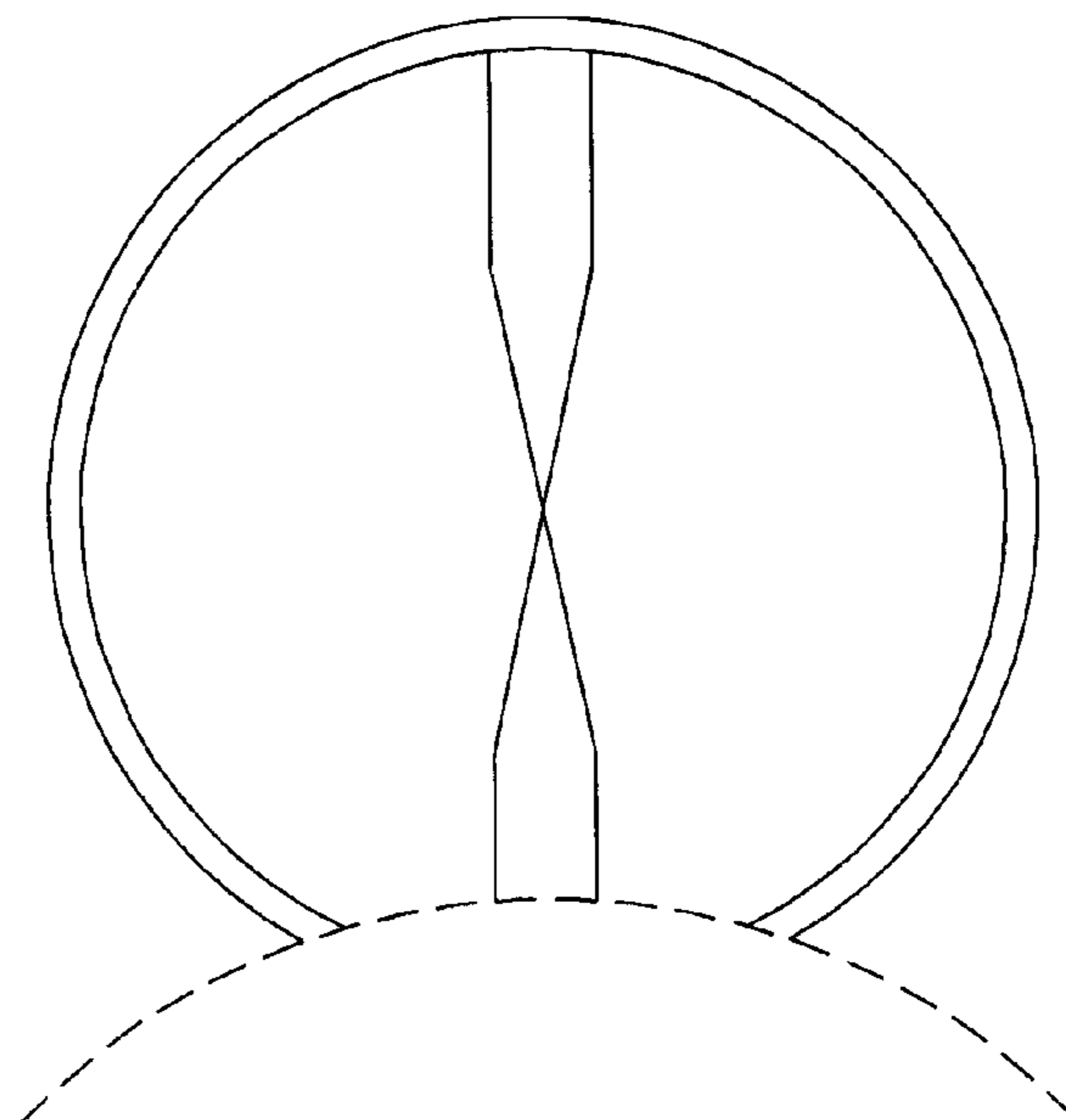
(57) **CLAIM**

I claim the ornamental design for a gun sight, as shown and described.

DESCRIPTION

FIG. 1 is a perspective view of a gun sight showing my new design;
FIG. 2 is another perspective view thereof; and,
FIG. 3 is an enlarged end view of FIGS. 1 and 2.
The broken lines are to show environment only and do not form part of the claimed design.

1 Claim, 3 Drawing Sheets



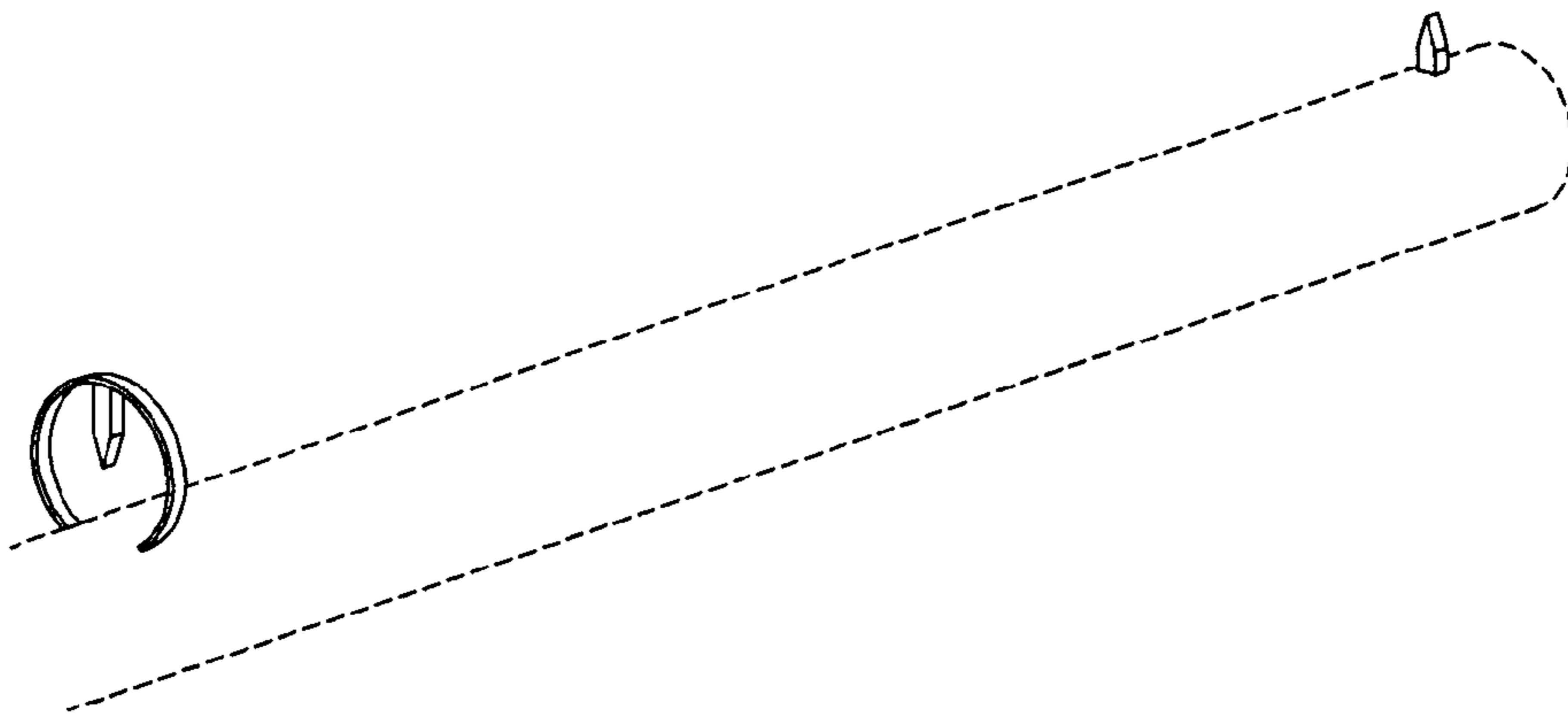


FIG. 1

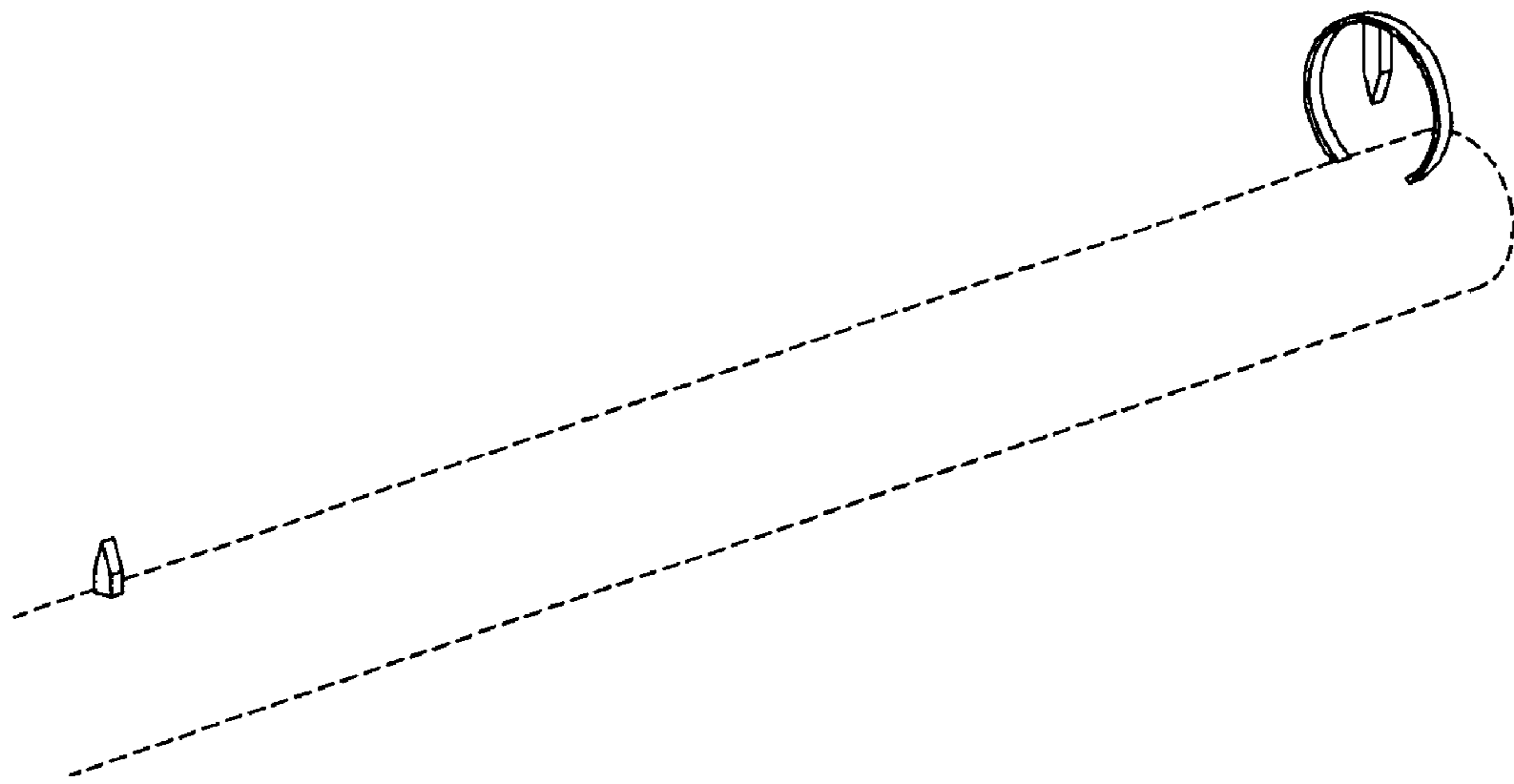


FIG. 2

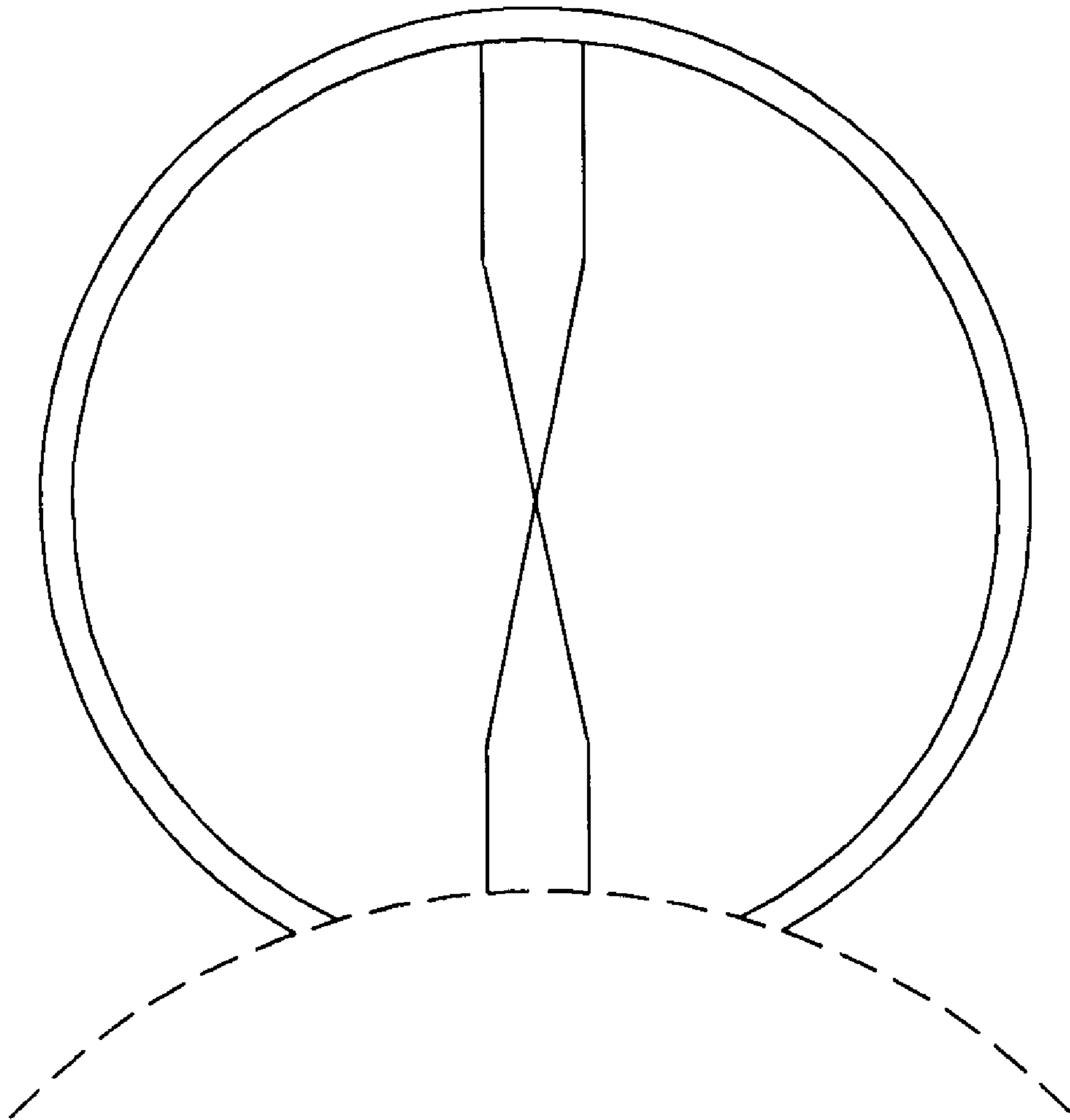


FIG. 3