

US00D519172S

(12) **United States Design Patent**
Penat et al.

(10) **Patent No.:** **US D519,172 S**
(45) **Date of Patent:** **** Apr. 18, 2006**

(54) **PHYSICAL EXERCISE DEVICE**
(75) Inventors: **Marcos Requena Penat**, Muchamiel
(ES); **Eduardo Gutiérrez de Cabiedes**
Hidalgo de Caviedes, Pamplona (ES);
Rafael Villar Laguna, Alicante (ES)

(73) Assignee: **Protective Comfort Group, S.L.**, Elche
(ES)

(**) Term: **14 Years**

(21) Appl. No.: **29/202,470**

(22) Filed: **Mar. 31, 2004**

(51) **LOC (8) Cl.** **21-02**

(52) **U.S. Cl.** **D21/671; D21/686; D21/694**

(58) **Field of Classification Search** **D21/662,**
D21/668, 670, 671, 686, 688, 689, 694; 482/51,
482/79, 142, 139, 146

See application file for complete search history.

(56) **References Cited**

U.S. PATENT DOCUMENTS

4,516,768 A	5/1985	Gallaro	272/65
D330,235 S	* 10/1992	Traetta et al.	D21/671
D333,688 S	* 3/1993	Beyer	D21/694
D337,362 S	* 7/1993	Goldstein et al.	D21/671
5,263,910 A	* 11/1993	Yang	482/52
D342,298 S	* 12/1993	Schnabel et al.	D21/671
D346,630 S	* 5/1994	Van Der Hoeven	D21/671

D360,767 S	* 8/1995	Fish et al.	D6/349
5,441,466 A	8/1995	Piaget et al.	482/52
D398,345 S	* 9/1998	Lin	D21/685
5,855,536 A	1/1999	Wilkinson	482/52
D429,781 S	* 8/2000	Arnold et al.	D21/668
D449,357 S	* 10/2001	Monter Villar et al.	D21/686
D449,662 S	* 10/2001	Monter Villar et al.	D21/686
D458,977 S	* 6/2002	Tobias et al.	D21/668
6,422,983 B1	7/2002	Weck	482/147

FOREIGN PATENT DOCUMENTS

EP	0769287	4/1997
WO	9811954	3/1998

* cited by examiner

Primary Examiner—Philip S. Hyder

(74) *Attorney, Agent, or Firm*—Steinberg & Raskin, P.C.

(57) **CLAIM**

We claim the ornamental design for a physical exercise device, as shown and described.

DESCRIPTION

FIG. 1 is a perspective view;
FIG. 2 is a top view thereof;
FIG. 3 is a front elevation view thereof, the left side being identical thereto;
FIG. 4 is a side elevation view thereof, both side views being identical; and,
FIG. 5 is a bottom view thereof.

1 Claim, 3 Drawing Sheets

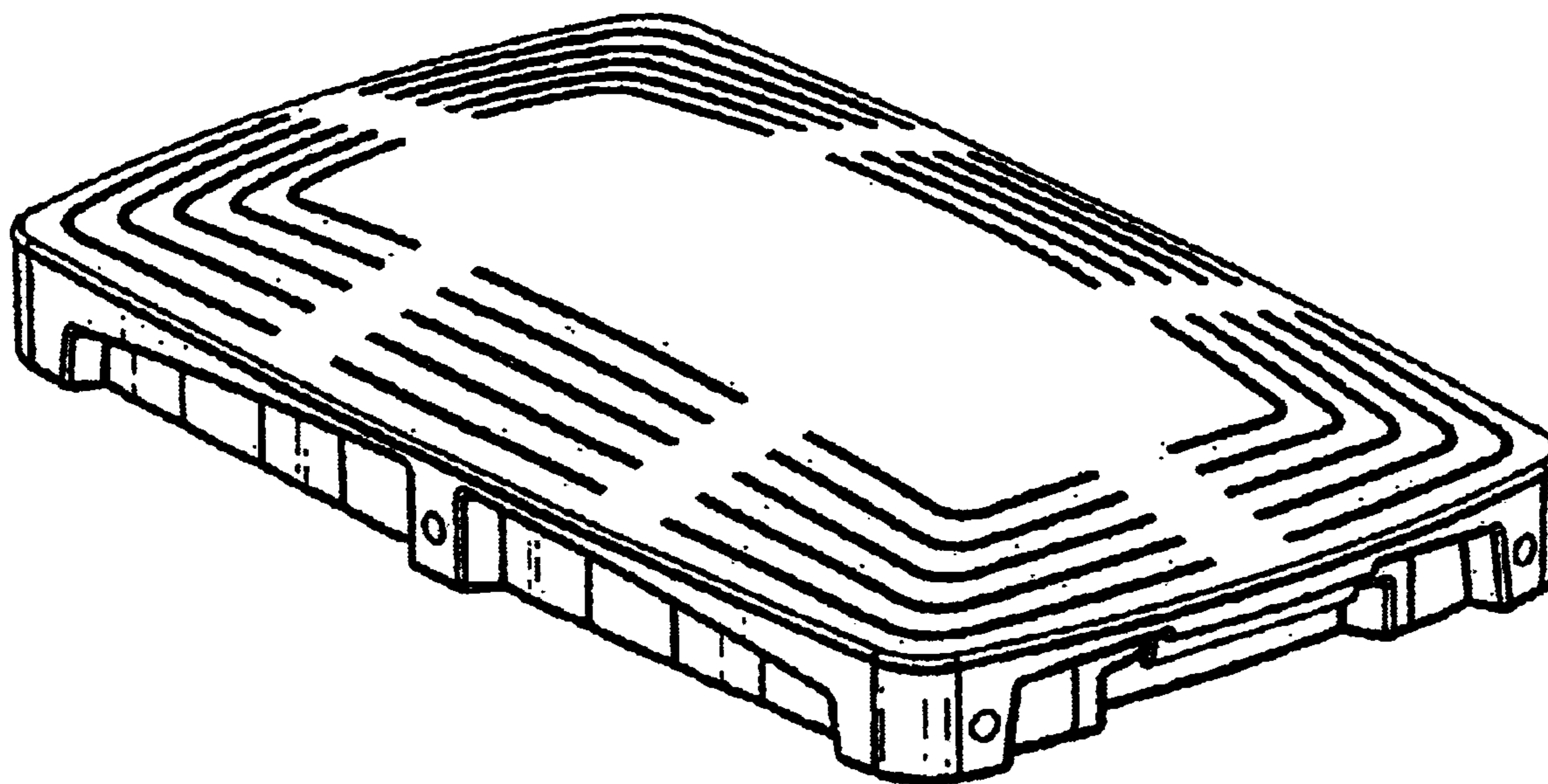


Fig.1

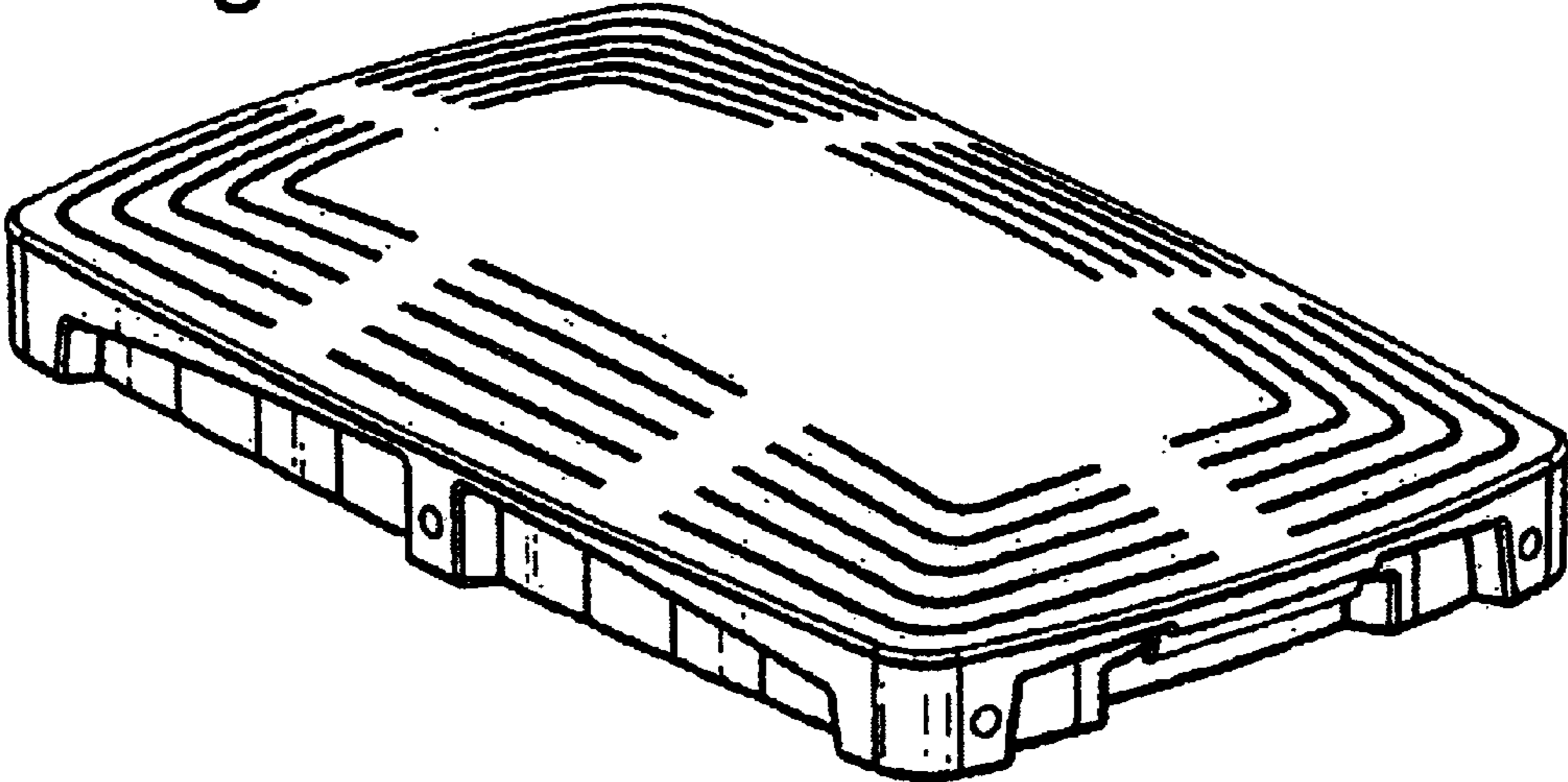


Fig.2




Fig. 3

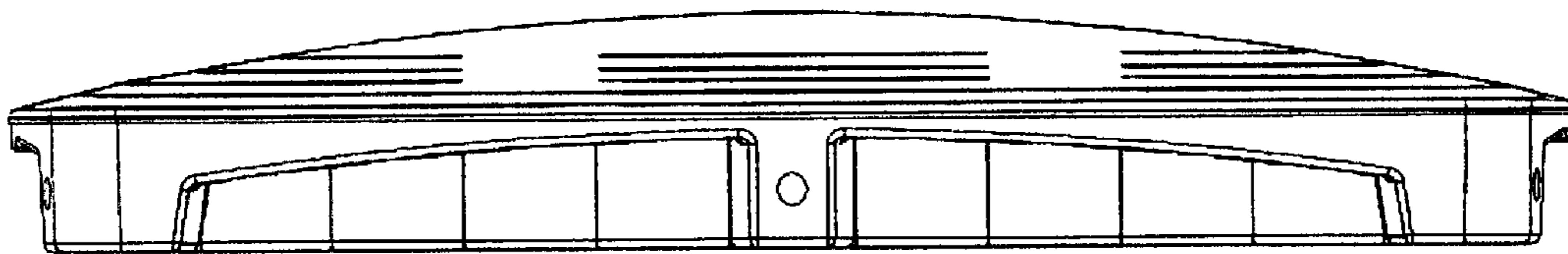


Fig. 4

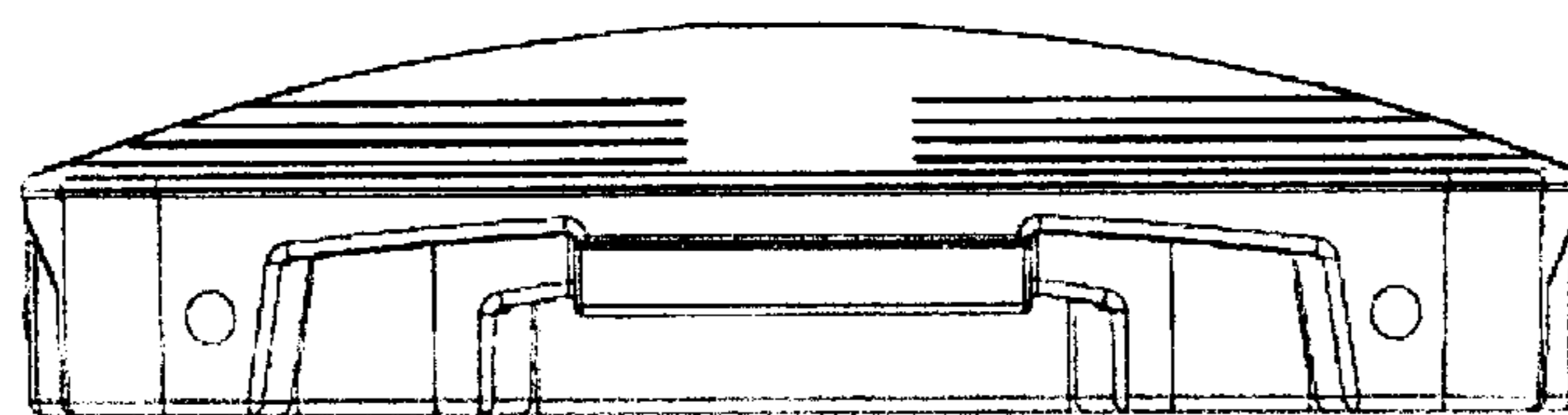


Fig.5

