



US00D519165S

(12) **United States Design Patent**
Lau

(10) **Patent No.:** **US D519,165 S**
(45) **Date of Patent:** **** Apr. 18, 2006**

- (54) **TOY SHOOTING STAND**
 - (75) Inventor: **Yuk Fai Lau**, Kowloon (HK)
 - (73) Assignee: **Tai Way (Shing Kee) Toys Co. Ltd.**,
Kowloon (HK)
 - (**) Term: **14 Years**
 - (21) Appl. No.: **29/194,287**
 - (22) Filed: **Nov. 24, 2003**
 - (51) **LOC (8) Cl.** **21-01**
 - (52) **U.S. Cl.** **D21/398**; D21/483; D21/569;
D21/585; D21/596
 - (58) **Field of Classification Search** D21/300,
D21/301, 312, 313, 323, 383, 385, 398, 401,
D21/483, 569, 570, 576, 578, 585, 596, 715,
D21/720; D22/100, 101, 105, 108, 109, 110;
446/23, 71, 72, 212, 268, 297, 298, 303,
446/308, 309, 322, 323, 330, 331, 334, 335,
446/336, 351-353, 359, 360, 366, 398, 399-401,
446/404, 429, 475, 483; 273/129 R, 129 P,
273/129 S, 129 T, 129 V, 129 W; 124/4-7,
124/29, 79
- See application file for complete search history.

(56) **References Cited**

U.S. PATENT DOCUMENTS

- D12,789 S * 2/1882 Lockwood D21/575
- D13,063 S * 7/1882 Morris D21/575
- D37,859 S * 2/1906 Traute D20/3
- 2,449,432 A * 9/1948 Wheeler 124/79

- D159,135 S * 6/1950 Blaich D21/585
- 2,518,913 A * 8/1950 Levi 124/6
- 2,659,356 A * 11/1953 Leach 124/26
- 3,566,537 A * 3/1971 Tepper et al. 446/308
- D236,599 S * 9/1975 Kyser et al. D10/111
- 4,689,034 A * 8/1987 Dubois et al. 446/309
- 6,106,356 A * 8/2000 Trageser 446/72
- 6,681,954 B1 * 1/2004 Coleman et al. 221/254

* cited by examiner

Primary Examiner—Catherine Tuttle

(74) *Attorney, Agent, or Firm*—Rabin & Berdo, P.C.

(57) **CLAIM**

The ornamental design for a toy shooting stand, as shown and described.

DESCRIPTION

The application file contains at least one drawing executed in color. Copies of this patent or patent application publication with color drawing(s) will be provided by the Office upon request and payment of the necessary fee.

FIG. 1 is a perspective view of a toy shooting stand showing my new design;

FIG. 2 is a front view thereof;

FIG. 3 is a rear view thereof;

FIG. 4 is a left side view thereof;

FIG. 5 is a right side view thereof;

FIG. 6 is a top view thereof; and,

FIG. 7 is a bottom view thereof.

1 Claim, 5 Drawing Sheets

(5 of 5 Drawing Sheet(s) Filed in Color)






Fig. 1




Fig. 2




Fig. 3



Fig. 4




Fig. 5

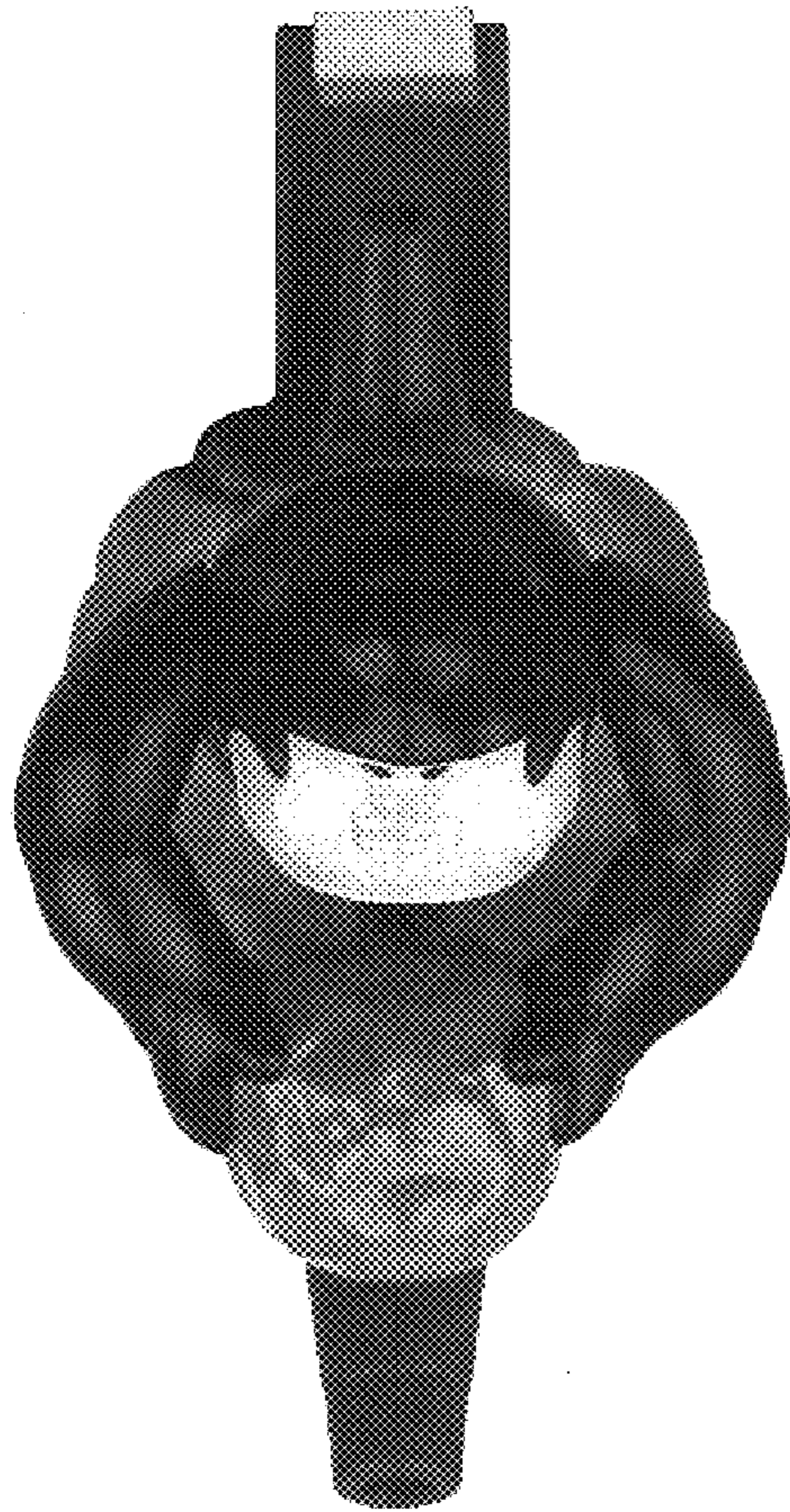


Fig. 6

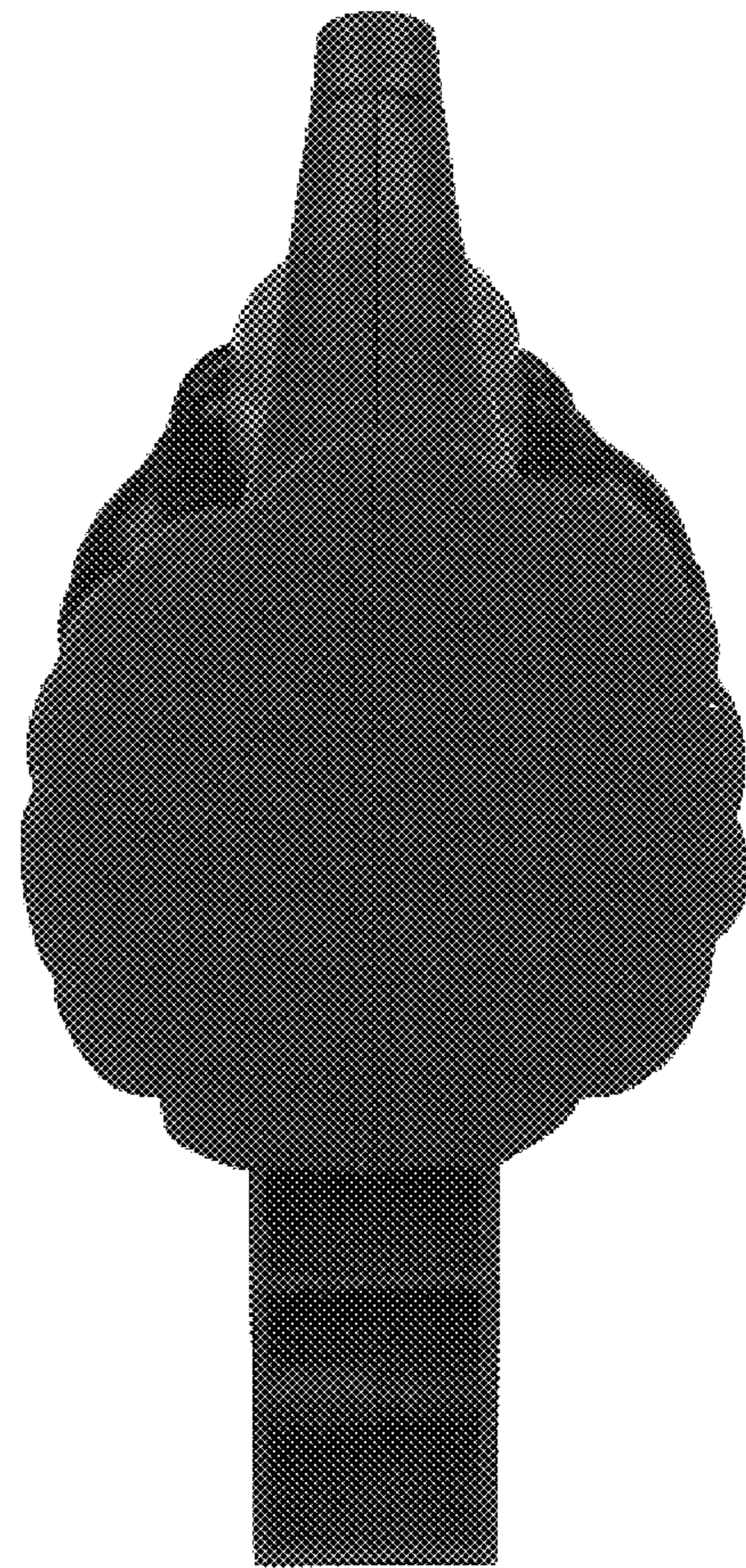


Fig. 7