



US00D519163S

(12) **United States Design Patent**
Codrington

(10) **Patent No.:** **US D519,163 S**

(45) **Date of Patent:** **** Apr. 18, 2006**

(54) **GAME SURFACE**

(76) Inventor: **Philip Codrington**, 130-07 224th St.,
Laurelton, NY (US) 11413

(**) Term: **14 Years**

(21) Appl. No.: **29/202,274**

(22) Filed: **Mar. 26, 2004**

(51) **LOC (8) Cl.** **21-01**

(52) **U.S. Cl.** **D21/349; D21/337**

(58) **Field of Classification Search** D21/334-368;
273/236-285

See application file for complete search history.

(56) **References Cited**

U.S. PATENT DOCUMENTS

D167,382 S	*	7/1952	Wales	D21/335
D231,556 S	*	4/1974	Becker	D21/335
D231,847 S	*	6/1974	Tchou	D21/335
3,825,267 A	*	7/1974	Rubinoff	273/260
4,032,152 A	*	6/1977	Schifman	273/258
4,079,941 A	*	3/1978	Morales	273/260

D296,909 S	*	7/1988	Lin	D21/335
5,692,754 A	*	12/1997	Rostami	273/261
D450,351 S	*	11/2001	Fong	D21/335
6,412,778 B1	*	7/2002	Alaimo	273/261
D467,980 S	*	12/2002	Creech	D21/335

* cited by examiner

Primary Examiner—Sandra L. Morris

(74) *Attorney, Agent, or Firm*—Collard & Roe, P.C.

(57) **CLAIM**

The ornamental design for a game surface, as shown and described.

DESCRIPTION

FIG. 1 shows a perspective view of my design for a game surface;

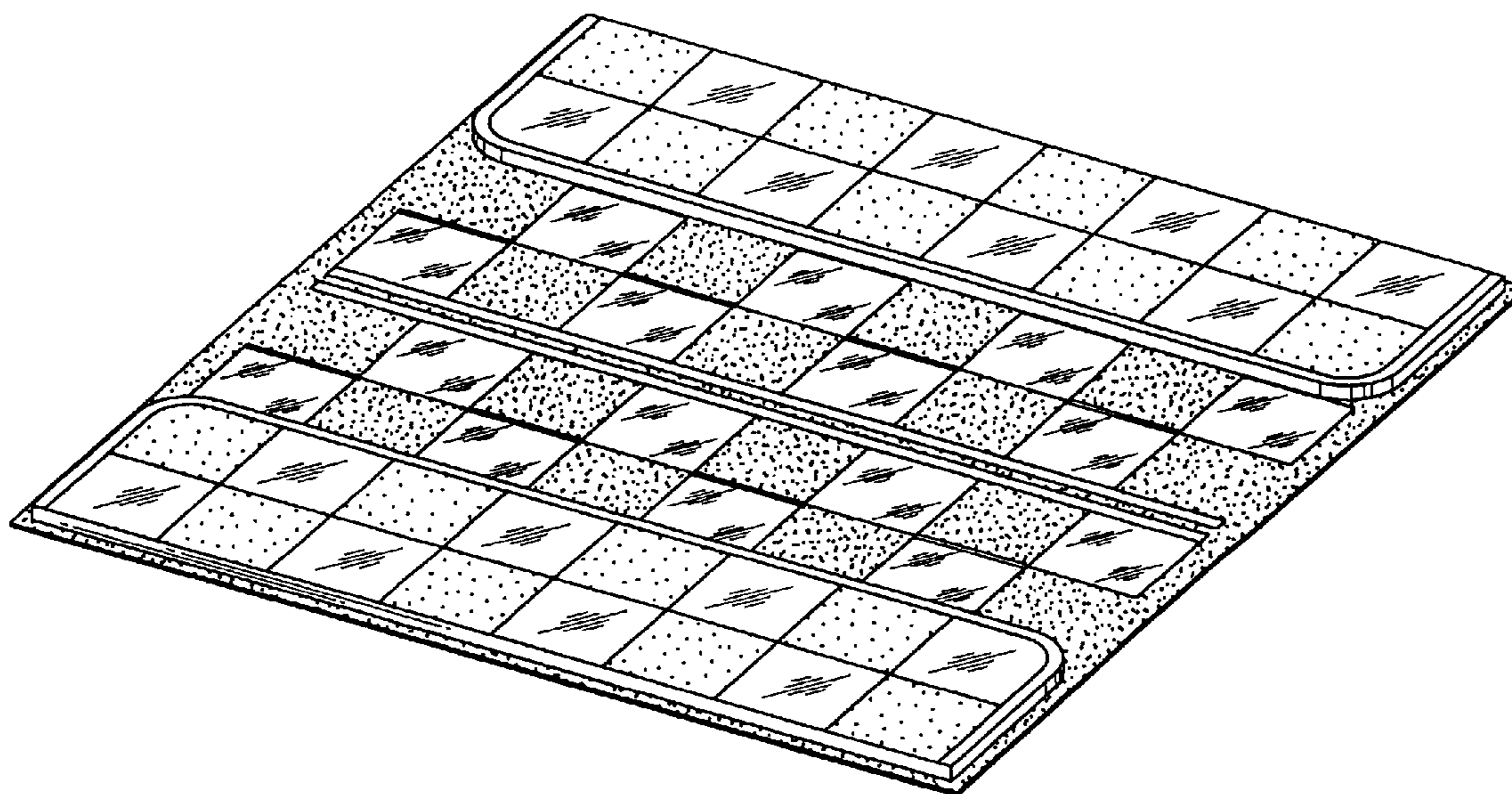
FIG. 2 shows a top view thereof;

FIG. 3 shows a side view thereof, with the opposite side view being identical; and,

FIG. 4 shows a side view thereof, rotated 90° from FIG. 3, and wherein the opposite side view thereof is identical.

The bottom view forms no part of the invention.

1 Claim, 2 Drawing Sheets



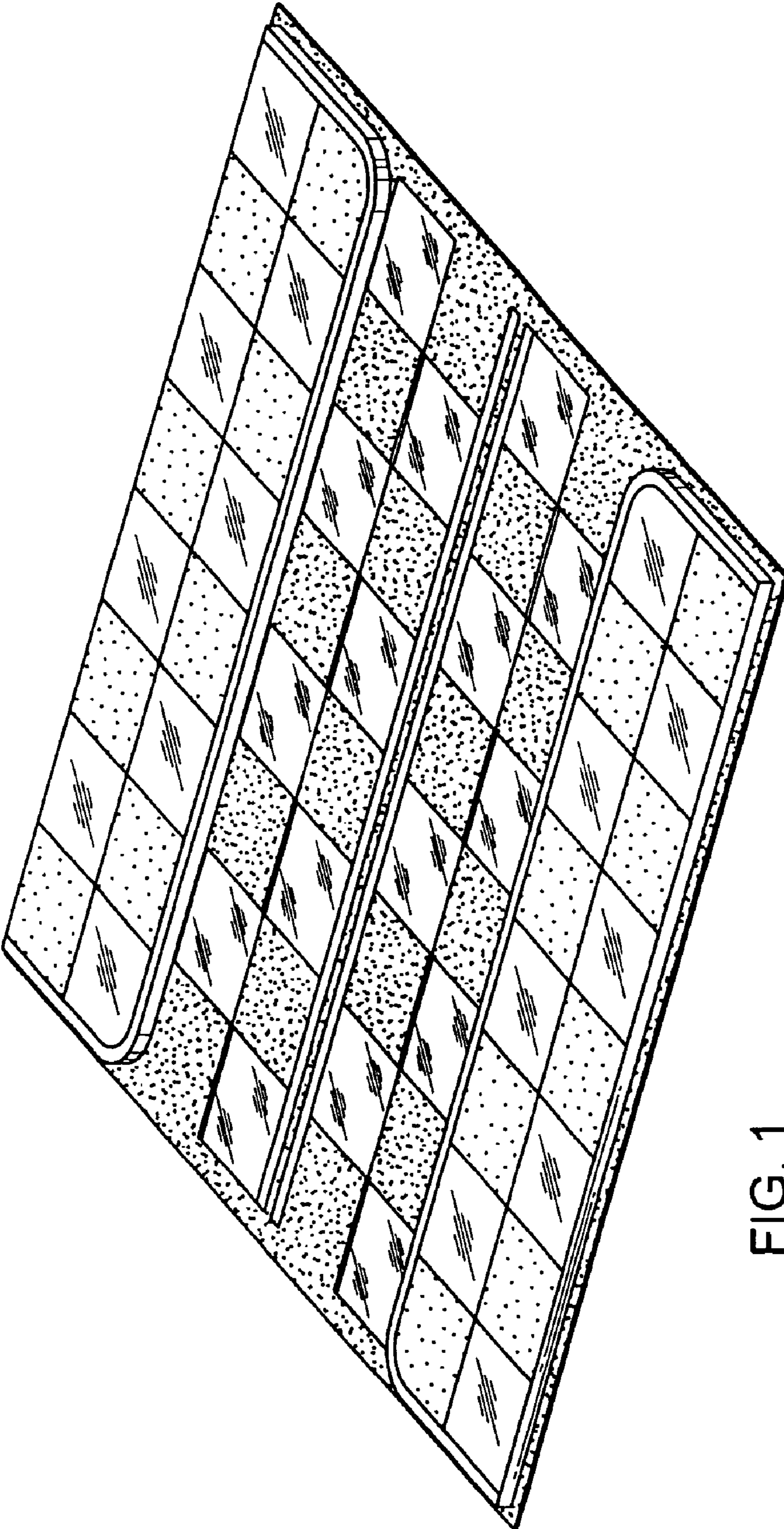


FIG. 1

FIG. 3






FIG. 2



FIG. 4