



US00D519161S

(12) **United States Design Patent** (10) **Patent No.:** **US D519,161 S**
Miller (45) **Date of Patent:** **** Apr. 18, 2006**

(54) **DISPLAY**
(76) **Inventor:** **Timothy J. Miller**, 318 Lakewood Cir., Greer, SC (US) 29651
(**) **Term:** **14 Years**
(21) **Appl. No.:** **29/230,064**
(22) **Filed:** **May 16, 2005**

Related U.S. Application Data

(62) Division of application No. 29/214,541, filed on Oct. 5, 2004.
(51) **LOC (8) Cl.** **20-03**
(52) **U.S. Cl.** **D20/43; D20/10; D20/19**
(58) **Field of Classification Search** D20/10, D20/12, 13, 19, 21, 28, 43, 99; D26/120, D26/123, 124; 40/205, 219, 541, 556, 575, 40/578, 587, 591, 643, 661.02; D7/213, 388, D7/391, 392.1, 403, 501, 624.1, 900; D25/36
See application file for complete search history.

References Cited

U.S. PATENT DOCUMENTS

1,304,505 A * 5/1919 Ormiston 362/497
1,422,629 A * 7/1922 Sheehan 40/556
1,560,464 A 11/1925 Campbell 40/556
1,720,531 A 7/1929 Siegel 40/556
1,820,788 A 8/1931 Failing 362/509
1,864,706 A * 6/1932 Albright 40/573
D87,584 S 8/1932 Leibert D20/14
1,871,648 A * 8/1932 Baker 40/556
1,962,838 A 6/1934 Regester 40/564
D103,155 S 2/1937 Koeber D26/124
D158,240 S * 4/1950 Wood D26/124
2,791,417 A * 5/1957 Daroff 369/22
4,166,559 A * 9/1979 Richardson 224/276
4,955,154 A * 9/1990 Moss 40/663

4,977,695 A * 12/1990 Armbruster 40/541
D336,030 S * 6/1993 Falk et al. D8/334
D360,134 S 7/1995 Snyder D9/250
5,429,393 A * 7/1995 Parlo 283/75
D378,221 S * 2/1997 Issler D20/22
5,758,793 A 6/1998 Forsyth et al. 220/270
D412,938 S * 8/1999 Kesselring et al. D20/28
D417,584 S 12/1999 Lillelund et al. D7/392.1
6,079,136 A * 6/2000 Kozlarek 40/541
D452,155 S 12/2001 Stodd D9/454
D470,890 S * 2/2003 Meyer D20/28
D471,453 S 3/2003 Stodd D9/434
D480,304 S 10/2003 Stodd D9/434
D482,232 S 11/2003 Zettle et al. D7/392.1
D500,343 S * 12/2004 McRobbie D20/28
D500,848 S * 1/2005 Holderfield et al. D23/364
2002/0181232 A1 * 12/2002 Martineau 362/246
2005/0024862 A1 2/2005 Laux 362/186

* cited by examiner

Primary Examiner—Robert M. Spear
(74) *Attorney, Agent, or Firm*—Joseph T. Guy; Nexsen Pruet, LLC

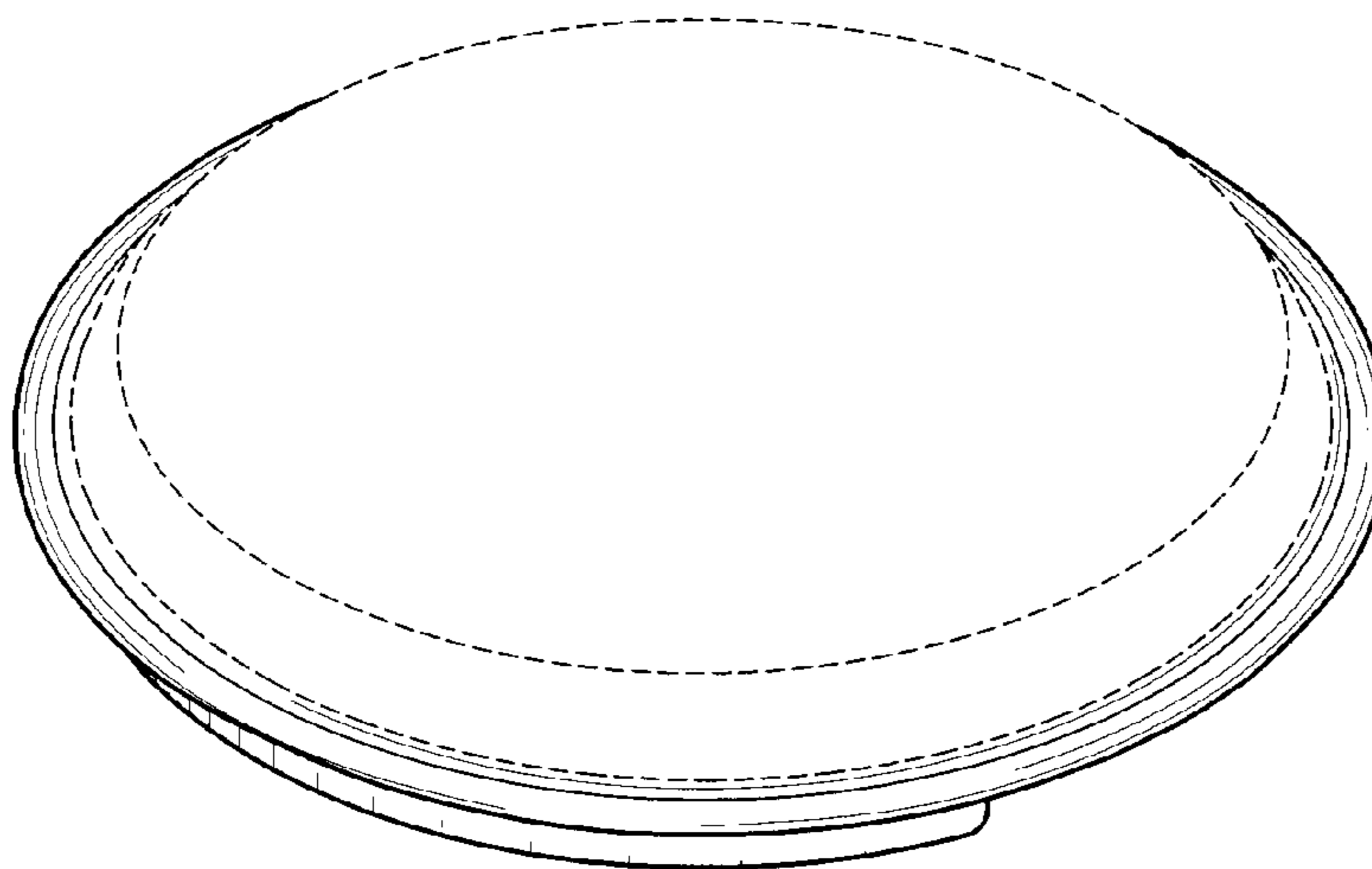
(57) **CLAIM**

The ornamental design for a display, as shown and described.

DESCRIPTION

FIG. 1 is a front perspective view of a display of the present invention;
FIG. 2 is a top view of the display of FIG. 1;
FIG. 3 is a right side view of the display of FIG. 1;
FIG. 4 is a front view of the of the display of FIG. 1;
FIG. 5 is a bottom view of the display of FIG. 1;
FIG. 6 is a left side view of the display of FIG. 1; and,
FIG. 7 is a rear view of the display of FIG. 1.
The broken lines in the drawings represent environmental structure only and form no part of the claimed design.

1 Claim, 3 Drawing Sheets



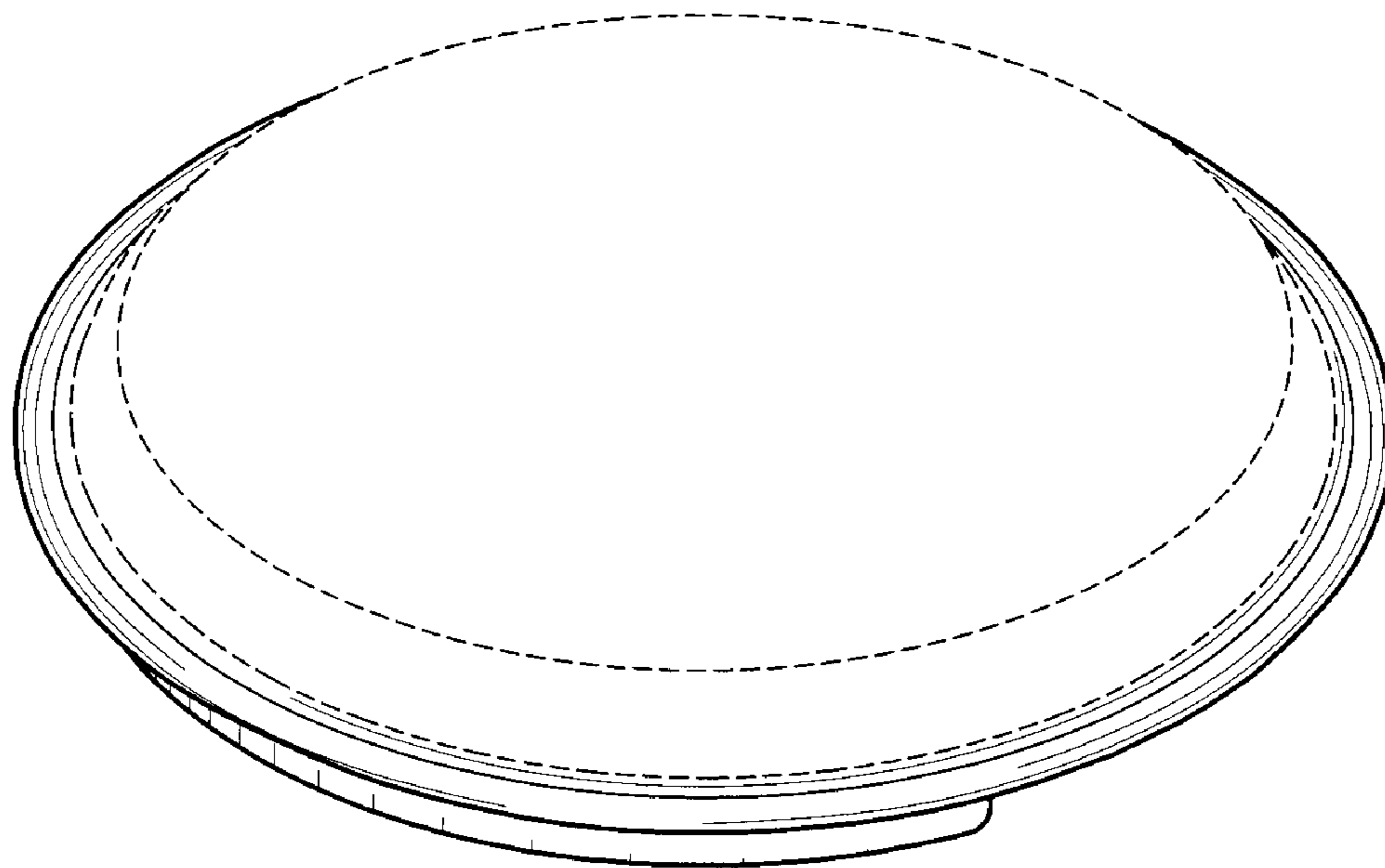


FIG. 1




FIG. 2

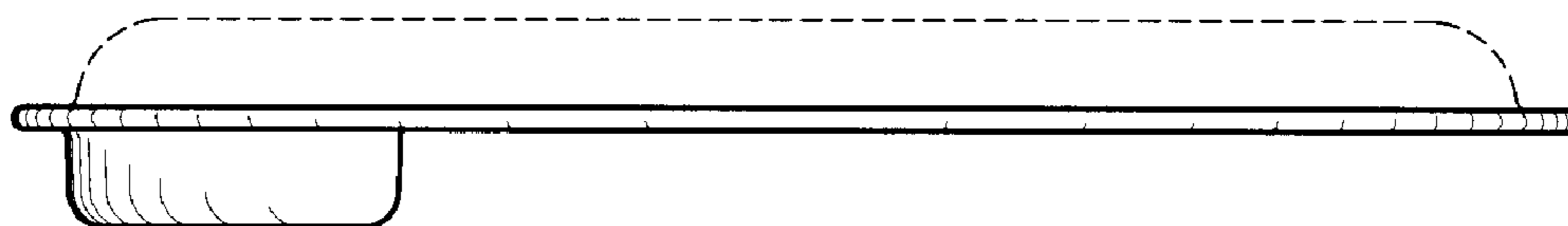


FIG. 3

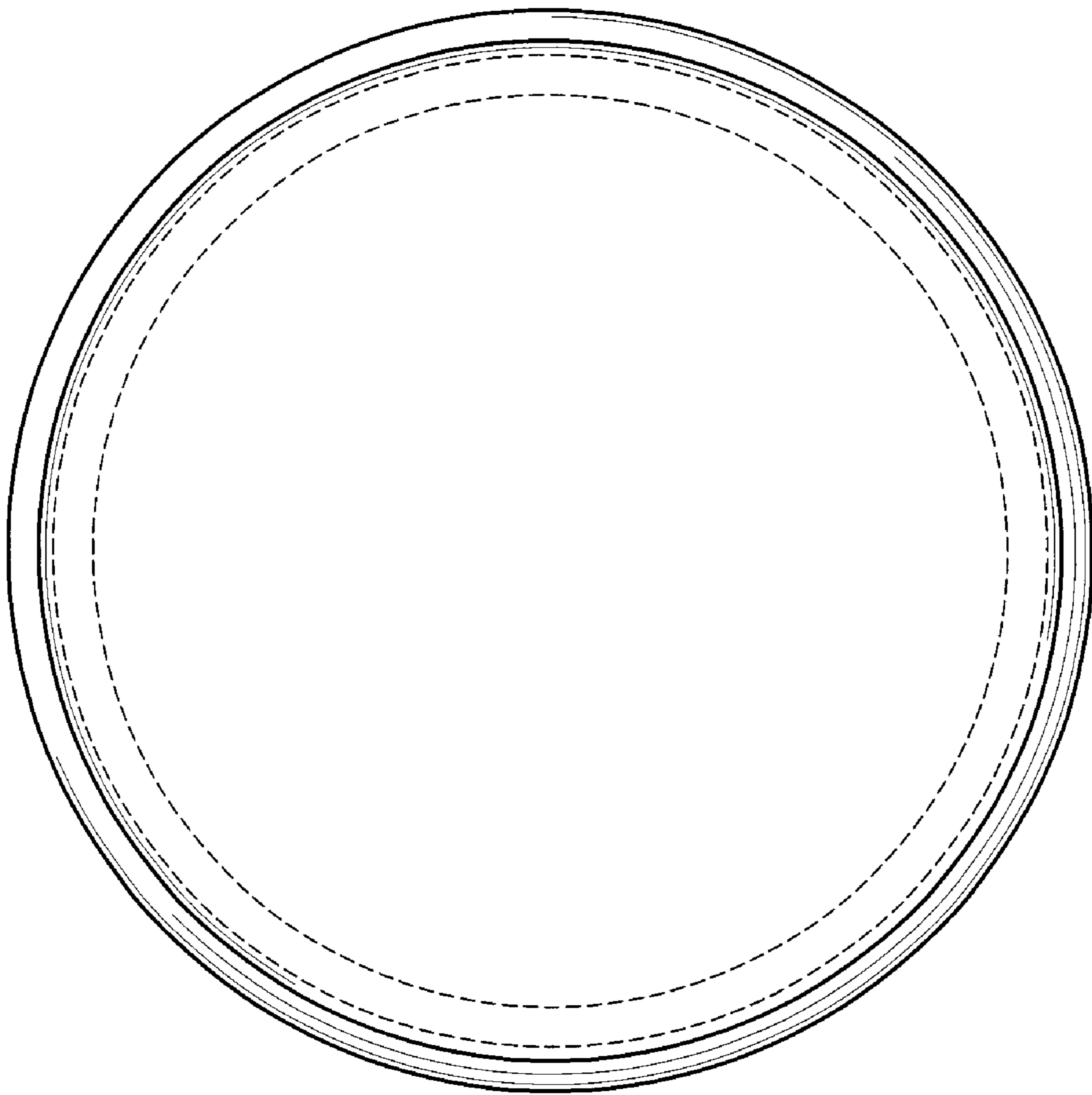


FIG. 4

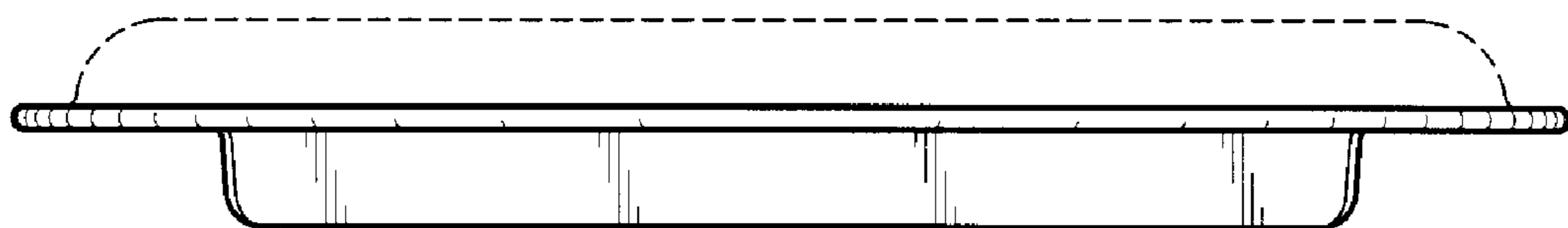


FIG. 5

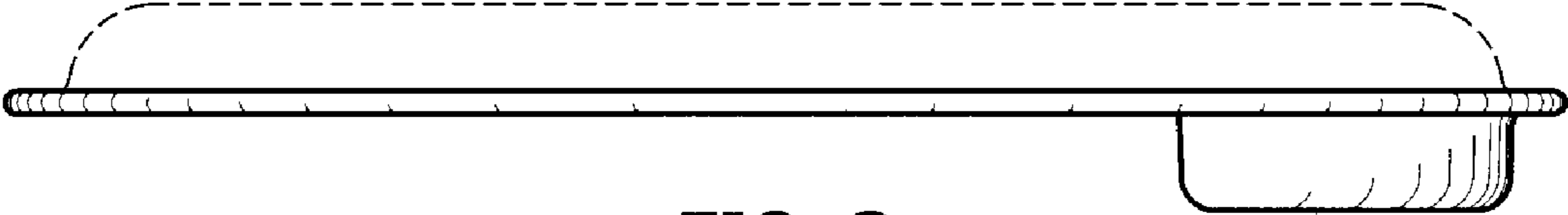


FIG. 6

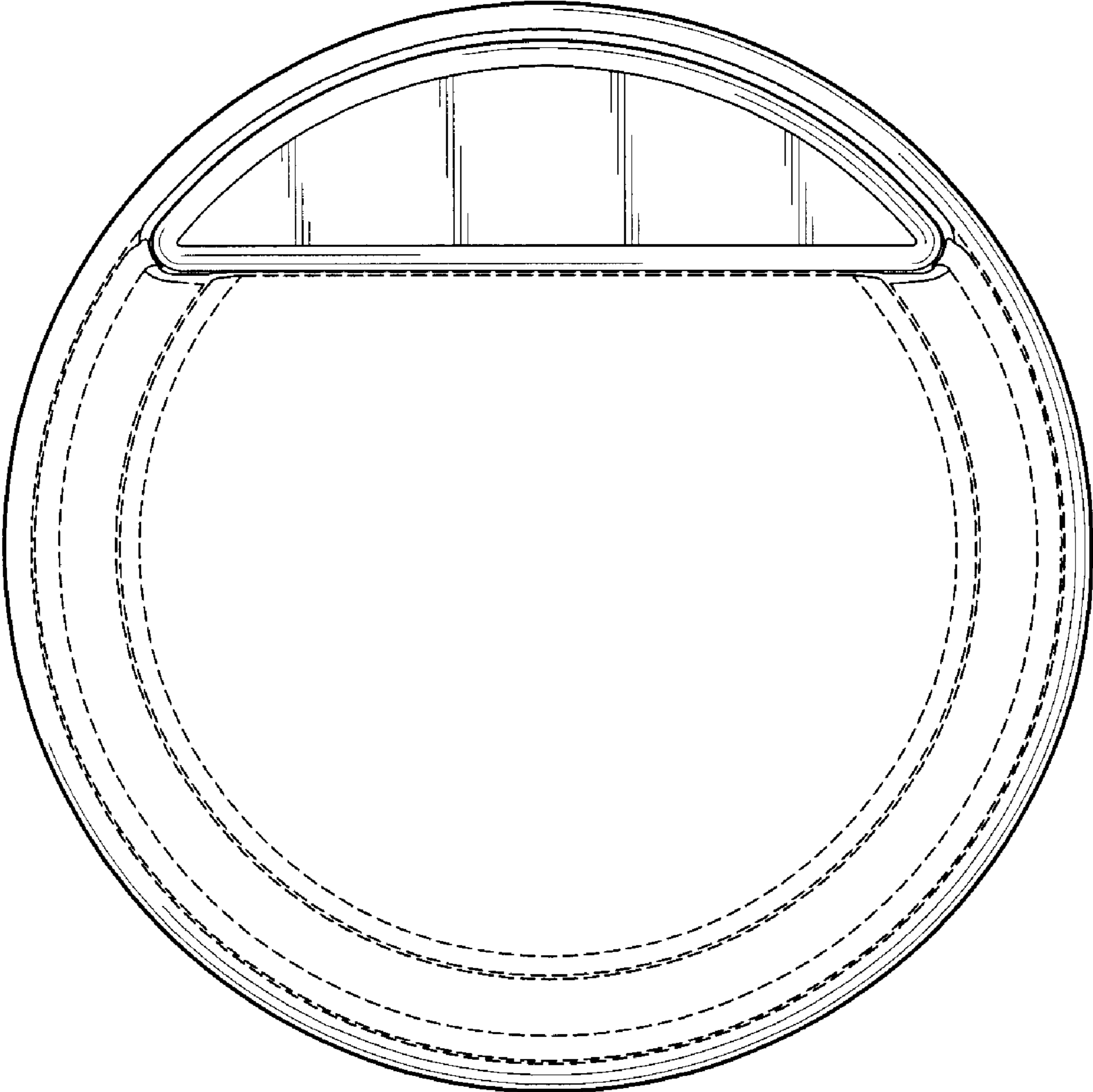


FIG. 7