



US00D519159S

(12) **United States Design Patent** (10) **Patent No.:** **US D519,159 S**  
**Worthington et al.** (45) **Date of Patent:** **\*\* Apr. 18, 2006**

(54) **VENDING MACHINE**

D344,979 S \* 3/1994 Cohen ..... D20/10  
D366,249 S \* 1/1996 Hill et al. .... D14/311

(75) Inventors: **Graham Robert Worthington**,  
Auckland (NZ); **Graeme Robert**  
**Charles Riddell**, Christchurch (NZ);  
**Alister John Sides**, New South Wales  
(AU)

(Continued)

**OTHER PUBLICATIONS**

(73) Assignee: **National Vending Asset Management**  
**Limited**, Auckland (NZ)

Website printout from www.snackmate.com: SM Combo  
Max, Aug. 2004, 1 page.

(\*\*) Term: **14 Years**

Website printout from www.snackmate.com: SM Combo,  
Aug. 2004, 1 page.

(21) Appl. No.: **29/204,436**

Website printout from www.snackmate.com: SM Combo  
Plus, Aug. 2004, 1 page.

(22) Filed: **Apr. 28, 2004**

Website printout from www.snackmate.com: SM8CAN,  
Aug. 2004, 1 page.

(30) **Foreign Application Priority Data**

Website printout from www.snackmate.com: SM4CAN,  
Aug. 2004, 1 page.

Oct. 29, 2003 (EM) ..... 93216

Website printout from www.snackmate.com: SM4C, Aug.  
2004, 1 page.

(51) **LOC (8) Cl.** ..... **20-01**

Website printout from www.snackmate.com: SM3C, Aug.  
2004, 1 page.

(52) **U.S. Cl.** ..... **D20/1; D7/306; D7/308**

Website printout from www.snackmate.com: SM3U, Aug.  
2004, 1 page.

(58) **Field of Classification Search** ..... D20/1-8,  
D20/99; D99/17, 18, 24; 52/103; 194/205,  
194/206, 212, 350; 221/75, 92, 94, 95, 96,  
221/126, 155, 195; D6/432; D7/306, 307,  
D7/308; D15/81; D21/484; D25/113, 119  
See application file for complete search history.

Website printout from www.snackmate.com: SM2, Aug.  
2004, 1 page.

*Primary Examiner*—Robert M. Spear

(74) *Attorney, Agent, or Firm*—Townsend and Townsend  
and Crew LLP

(56) **References Cited**

(57) **CLAIM**

**U.S. PATENT DOCUMENTS**

The ornamental design for a vending machine, as shown and  
described.

35,978	A	*	7/1862	Smith	.....	52/103
1,274,809	A	*	8/1918	Storm, Jr.	.....	52/104
2,213,240	A	*	9/1940	Clausen	.....	194/247
D128,056	S	*	7/1941	Obergfell	.....	D10/41
D148,463	S	*	1/1948	Fuller	.....	D20/5
D153,866	S	*	5/1949	Ekstrand	.....	D15/81
D171,129	S	*	12/1953	Goodson	.....	D19/24
D177,894	S	*	6/1956	Brown et al.	.....	D20/6
2,955,239	A	*	10/1960	Rouse	.....	335/285
D220,762	S	*	5/1971	Dial, Jr. et al.	.....	D6/559
D259,369	S	*	5/1981	Splendor	.....	D99/24
4,666,799	A	*	5/1987	Runquist et al.	.....	429/101
D303,894	S	*	10/1989	Baus	.....	D6/559
D328,924	S	*	8/1992	Hamilton	.....	385/16

**DESCRIPTION**

FIG. 1 is a perspective view from the front, one side and  
above of the vending machine;

FIG. 2 is a front view of the vending machine;

FIG. 3 is a back view of the vending machine;

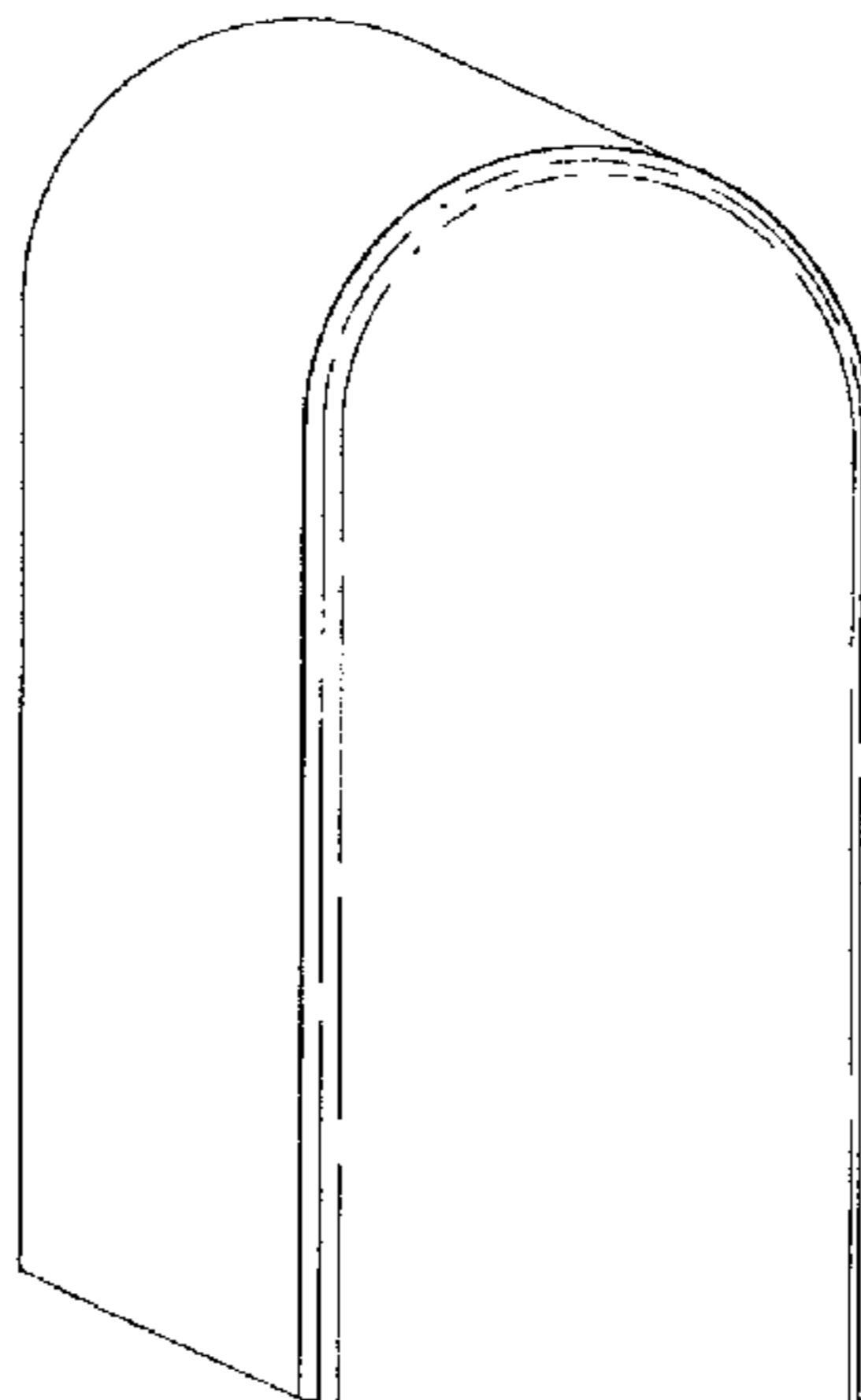
FIG. 4 is a view from a first side of the vending machine;

FIG. 5 is a view from a second side of the vending machine;

FIG. 6 is a plan view of the vending machine; and,

FIG. 7 is an underside view of the vending machine.

**1 Claim, 4 Drawing Sheets**



# US D519,159 S


Page 2

---


## U.S. PATENT DOCUMENTS

D366,648 S	*	1/1996	Hill et al. ....	D14/308	D437,149 S	*	2/2001	Klein .....	D6/433
D366,651 S	*	1/1996	Hill et al. ....	D14/363	D449,418 S	*	10/2001	Robinson .....	D99/5
D374,461 S	*	10/1996	Greenlee .....	366/336	6,398,590 B1	*	6/2002	Banas et al. ....	439/668
D377,052 S	*	12/1996	Woodard .....	D20/2	D463,395 S	*	9/2002	Newcomb et al. ....	D14/173
D390,880 S	*	2/1998	Kramer et al. ....	D20/19	6,609,969 B1	*	8/2003	Luciano et al. ....	463/16
D398,652 S		9/1998	Johnson		D487,932 S	*	3/2004	Crooks .....	D25/113
D404,378 S	*	1/1999	Murphy et al. ....	D14/312	6,800,027 B1	*	10/2004	Giobbi et al. ....	463/24
D421,464 S	*	3/2000	Risolia .....	D20/6					


\* cited by examiner




*Fig. 1*




*Fig. 2*




*Fig. 3*




*Fig. 4*



*Fig. 5*



*Fig.6*



*Fig.7*