



US00D519139S

(12) **United States Design Patent**  
**Singleton**

(10) **Patent No.:** **US D519,139 S**

(45) **Date of Patent:** **\*\* Apr. 18, 2006**

(54) **GARMENT HANGER**

(75) Inventor: **Ric Singleton**, Stockport (GB)

(73) Assignee: **Mainetti (UK) Limited** (GB)

(\*\*) Term: **14 Years**

(21) Appl. No.: **29/231,650**

(22) Filed: **Jun. 8, 2005**

(30) **Foreign Application Priority Data**

Dec. 9, 2004 (GB) ..... 3019720

(51) **LOC (8) Cl.** ..... **06-08**

(52) **U.S. Cl.** ..... **D15/326**

(58) **Field of Classification Search** ..... D6/315,  
D6/323, 325, 326, 328; 223/85-98; 211/13,  
211/13.1, 85.3, 89, 113, 119; 24/489, 499-501,  
24/509, 510, 517, 518, 564  
See application file for complete search history.

(56) **References Cited**

**U.S. PATENT DOCUMENTS**

D423,235 S *	4/2000	Bond et al.	.....	D6/326
6,119,906 A *	9/2000	Bond et al.	.....	223/96
D433,822 S *	11/2000	Sullivan	.....	D6/328
D450,463 S *	11/2001	Wong et al.	.....	D6/328
D463,918 S *	10/2002	Goldman et al.	.....	D6/328
6,609,640 B1 *	8/2003	Bokmiller	.....	223/93

6,612,000 B1 *	9/2003	Housley	.....	223/93
6,622,897 B1 *	9/2003	Bokmiller et al.	.....	223/93
D502,328 S *	3/2005	Gouldson	.....	D6/326
D506,320 S *	6/2005	Gouldson	.....	D6/326
6,923,350 B1 *	8/2005	Gouldson et al.	.....	223/96
2003/0222108 A1 *	12/2003	Gouldson et al.	.....	223/91

\* cited by examiner

*Primary Examiner*—Mitchell Siegel

*Assistant Examiner*—Shanda C. Hill

(74) *Attorney, Agent, or Firm*—Jack Schwartz & Associates

(57) **CLAIM**

The ornamental design for a garment hanger, as shown and described.

**DESCRIPTION**

FIG. 1 is a front view of the garment hanger of the present invention;

FIG. 2 is a bottom view of the garment hanger of the present invention;

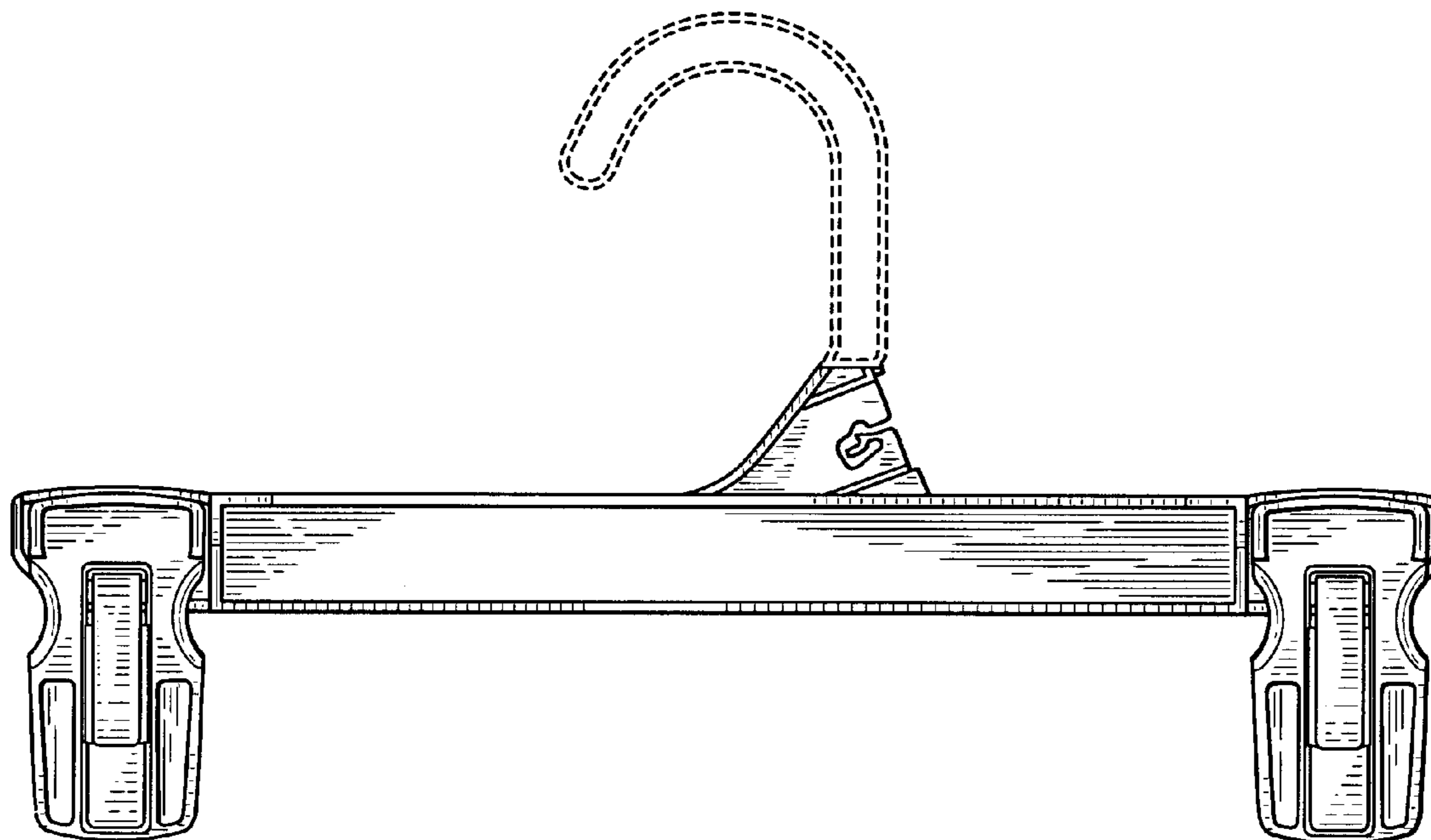
FIG. 3 is a left side view of the garment hanger of the present invention;

FIG. 4 is a top view of the garment hanger of the present invention;

FIG. 5 is a back view of the garment hanger of the present invention; and,

FIG. 6 is a right side view of the garment hanger of the present invention.

**1 Claim, 6 Drawing Sheets**



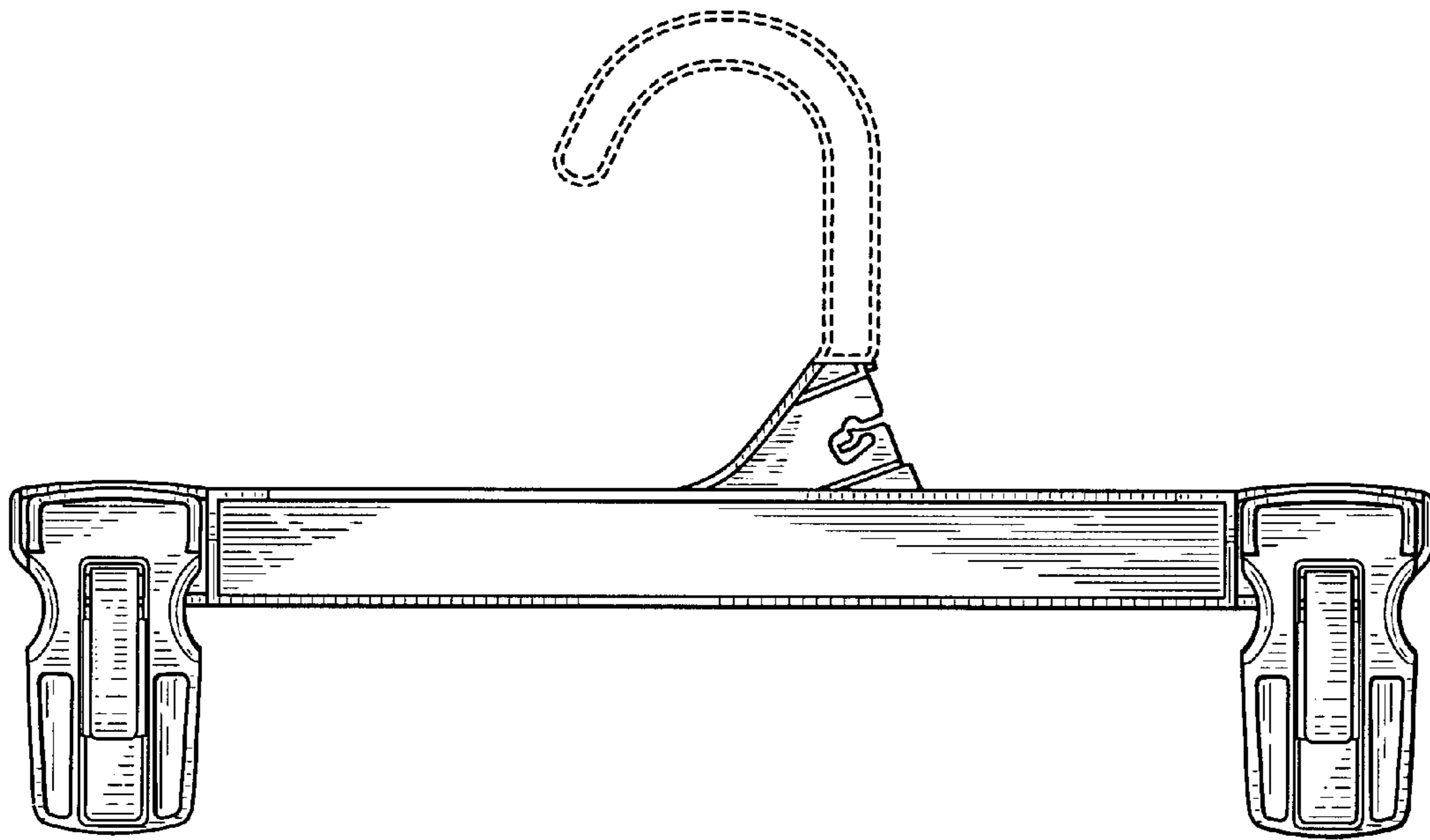


FIG. 1




FIG. 2

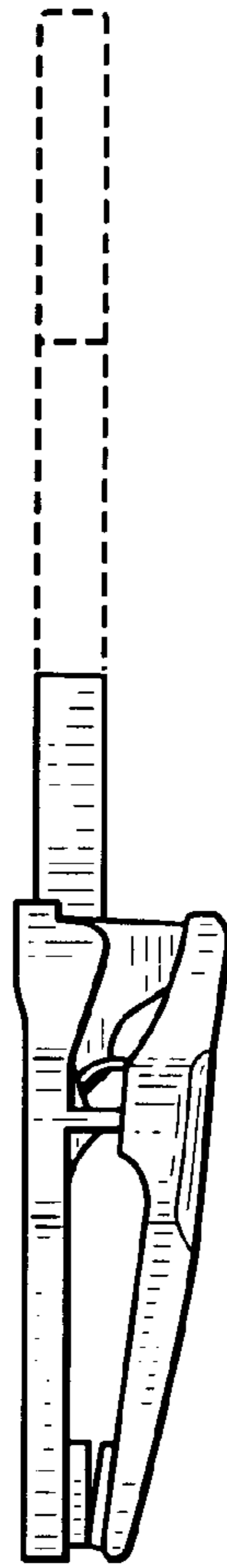


FIG. 3



FIG. 4

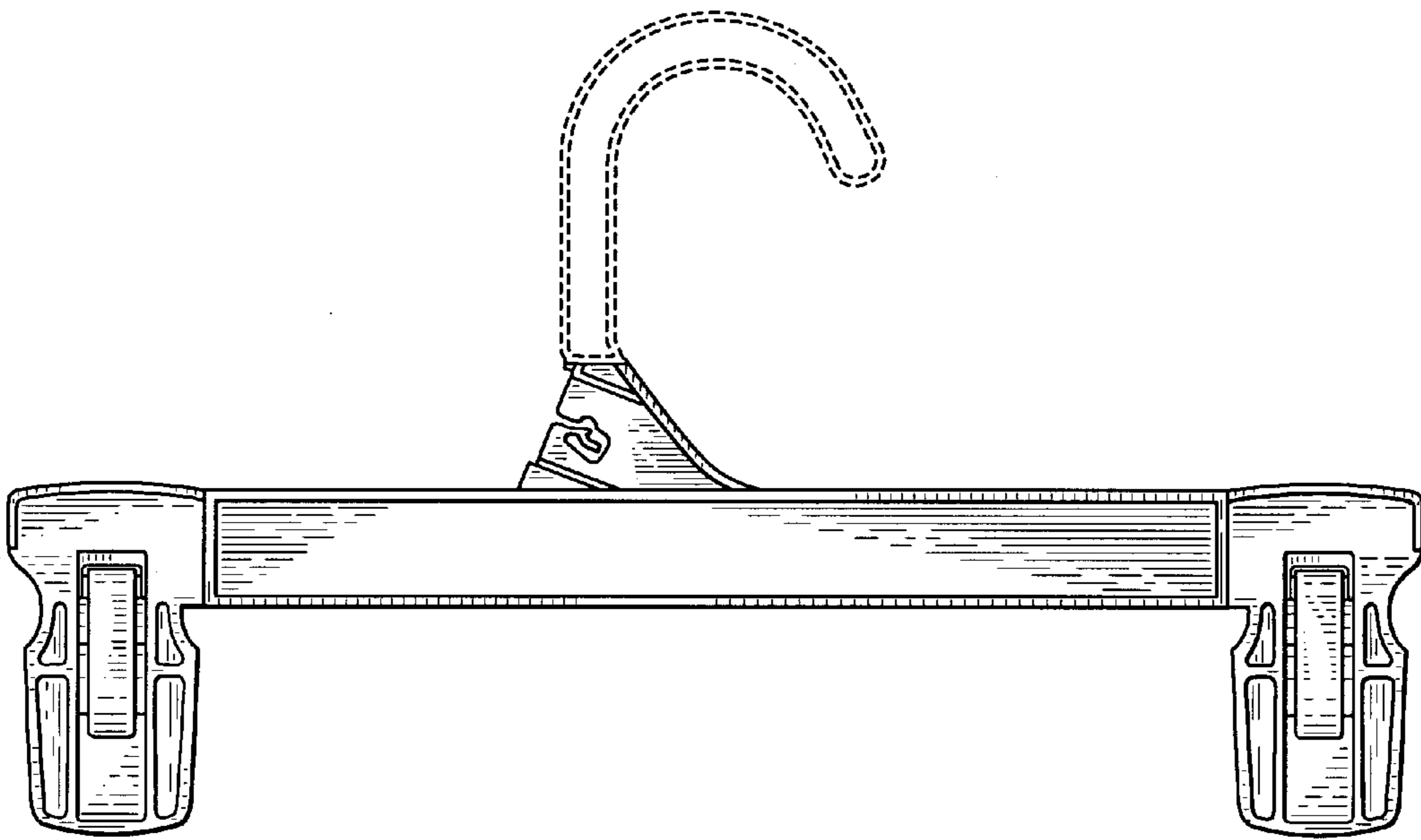


FIG. 5

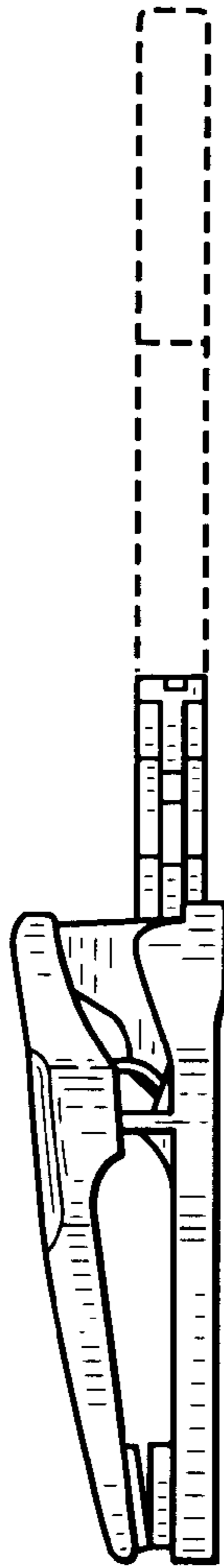


FIG. 6