



US00D519138S

(12) **United States Design Patent**  
**Guzman et al.**

(10) **Patent No.:** **US D519,138 S**

(45) **Date of Patent:** **\*\* Apr. 18, 2006**

(54) **BARRIER MOVEMENT OPERATOR HOUSING**

(75) Inventors: **Gerardo Guzman**, Chicago, IL (US); **Shawn O'Neill Barrett**, Libertyville, IL (US); **Christian L. Castro**, Chicago, IL (US); **Michael Aaron Cohen**, Buffalo Grove, IL (US); **Robert J. Glenn, II**, Chicago, IL (US)

(73) Assignee: **The Chamberlain Group, Inc.**, Elmhurst, IL (US)

(\*\*) Term: **14 Years**

(21) Appl. No.: **29/195,834**

(22) Filed: **Dec. 17, 2003**

(51) **LOC (8) Cl.** ..... **15-09**

(52) **U.S. Cl.** ..... **D15/148**

(58) **Field of Classification Search** ..... D15/148;  
49/197-206; 160/188-201

See application file for complete search history.

(56) **References Cited**

**U.S. PATENT DOCUMENTS**

D404,746 S \* 1/1999 Hormann ..... D15/148

D468,756 S \* 1/2003 Coullahan et al. .... D15/148  
D477,619 S \* 7/2003 Coullahan et al. .... D15/148  
D491,208 S \* 6/2004 Coullahan et al. .... D15/148  
D492,333 S \* 6/2004 Guzman et al. .... D15/148

\* cited by examiner

*Primary Examiner*—Antoine D. Davis

(74) *Attorney, Agent, or Firm*—Fitch, Even, Tabin & Flannery

(57) **CLAIM**

We claim the ornamental design for a barrier movement operator housing, as shown and described.

**DESCRIPTION**

FIG. 1 is a perspective view of a barrier movement operator housing;


FIG. 2 is a front elevational view of the barrier movement operator housing of FIG. 1;


FIG. 3 is a rear elevational view of the barrier movement operator housing of FIG. 1;

FIG. 4 is a side elevational view of the barrier movement operator housing of FIG. 1, the opposite side elevational view being an identical image thereof; and,

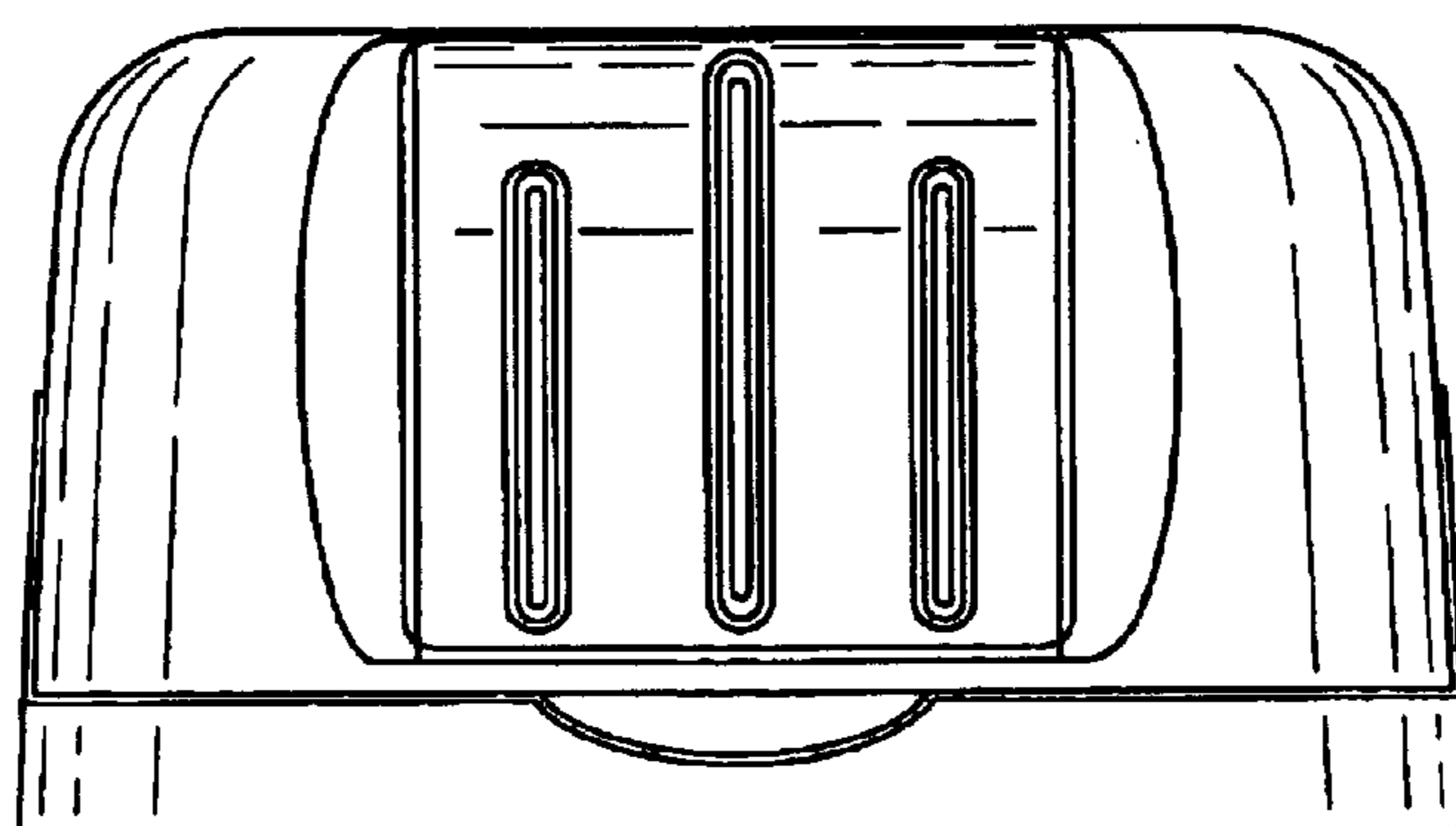
FIG. 5 is a bottom plan view of the barrier movement operator housing of FIG. 1.

**1 Claim, 3 Drawing Sheets**







**FIG. 1**



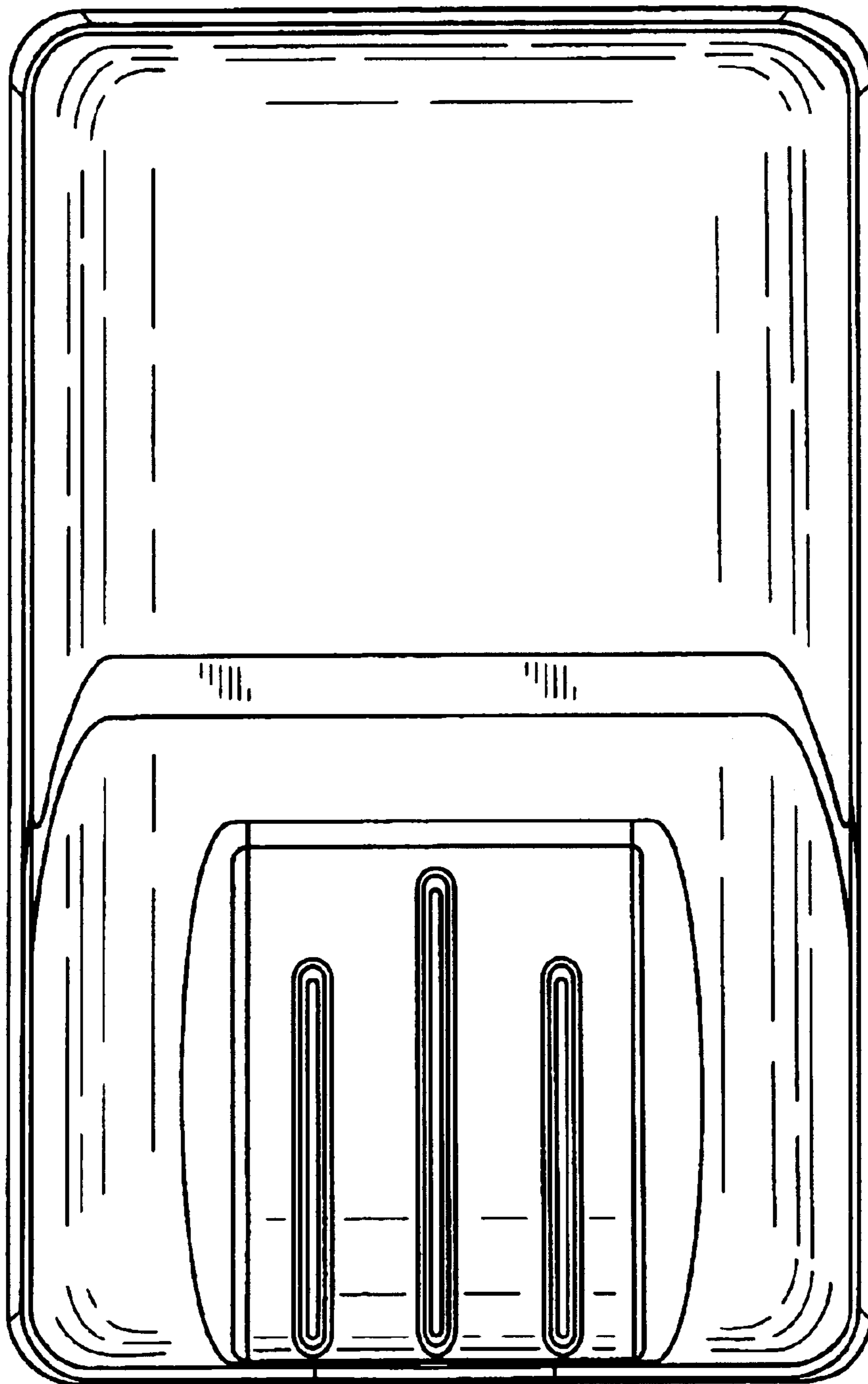
**FIG. 2**



**FIG. 3**



**FIG. 4**



**FIG. 5**