



US00D519131S

(12) **United States Design Patent**
Kuwae et al.

(10) **Patent No.: US D519,131 S**
(45) **Date of Patent: ** Apr. 18, 2006**

- (54) **AGRICULTURAL TRACTOR**
- (75) Inventors: **Junta Kuwae**, Osaka (JP); **Mitsuhiko Obe**, Izumiotsu (JP)
- (73) Assignee: **Kubota Corporation**, Osaka (JP)
- (**) Term: **14 Years**
- (21) Appl. No.: **29/211,615**
- (22) Filed: **Aug. 17, 2004**
- (30) **Foreign Application Priority Data**
Mar. 8, 2004 (JP) 2004-006889
- (51) **LOC (8) Cl.** **12-09**
- (52) **U.S. Cl.** **D15/23**
- (58) **Field of Classification Search** D15/22-26;
180/89.1, 900, 291; 56/202, 254, 255, 294,
56/320.1, 320.2
See application file for complete search history.

- D329,435 S * 9/1992 Katoh et al. D15/23
- D387,068 S * 12/1997 Kato et al. D15/23
- D391,581 S * 3/1998 Kato et al. D15/23
- D440,234 S * 4/2001 Katoh et al. D15/23
- D498,245 S * 11/2004 Kuwae et al. D15/23

* cited by examiner

Primary Examiner—Stella Reid
Assistant Examiner—Mark A. Goodwin
(74) *Attorney, Agent, or Firm*—The Webb Law Firm

(57) **CLAIM**

The ornamental design for an agricultural tractor, as shown and described.

DESCRIPTION

FIG. 1 is a right front perspective view of the agricultural tractor showing our new design;
FIG. 2 is a left front perspective view thereof;
FIG. 3 is a left rear perspective view thereof;
FIG. 4 is a front view thereof;
FIG. 5 is a rear view thereof;
FIG. 6 is a right side view thereof;
FIG. 7 is a left side view thereof; and,
FIG. 8 is a top view thereof.

(56) **References Cited**

U.S. PATENT DOCUMENTS

- D256,017 S * 7/1980 Emundts et al. D15/23
- D274,524 S * 7/1984 Koval et al. D15/23

1 Claim, 4 Drawing Sheets





Fig. 1



Fig. 2



Fig. 3



Fig. 4




Fig. 5



Fig. 6




Fig. 7




Fig. 8