



US00D519118S

(12) **United States Design Patent**
Woodward

(10) **Patent No.:** **US D519,118 S**

(45) **Date of Patent:** **** Apr. 18, 2006**

(54) **GAME CONTROLLER**

(75) Inventor: **James Woodward**, Stanstead Abbotts
(GB)

(73) Assignee: **Radica Games Ltd**, Hamilton (BM)

(**) Term: **14 Years**

(21) Appl. No.: **29/181,405**

(22) Filed: **May 12, 2003**

(51) **LOC (8) Cl.** **14-02**

(52) **U.S. Cl.** **D14/401**

(58) **Field of Classification Search** D14/400,
D14/401, 412-416; D21/324, 333; 273/148 B;
463/1, 37, 38, 40-47; 345/156-161, 905;
74/471 XY

See application file for complete search history.

(56) **References Cited**

U.S. PATENT DOCUMENTS

D389,529 S *	1/1998	Hayami	D14/401
6,001,015 A *	12/1999	Nishiumi et al.	463/38
D420,660 S *	2/2000	Chen	D14/401
6,171,191 B1 *	1/2001	Ogata et al.	463/38
6,231,444 B1 *	5/2001	Goto et al.	463/37
6,342,009 B1 *	1/2002	Soma	463/38
6,394,906 B1 *	5/2002	Ogata	463/38
D462,393 S *	9/2002	Ku	D21/333

D469,766 S *	2/2003	Hussaini et al.	D14/401
6,593,913 B1 *	7/2003	Krohn et al.	345/168
D491,183 S *	6/2004	Swan et al.	D14/401

* cited by examiner

Primary Examiner—Prabhakar Deshmukh

(74) *Attorney, Agent, or Firm*—Bell, Boyd & Lloyd LLC

(57) **CLAIM**

The ornamental design for a game controller, as shown and described.

DESCRIPTION

FIG. 1 is a perspective view of the game controller in accordance with an embodiment of the present design;

FIG. 2 is a front elevational view of the game controller illustrated in FIG. 1;

FIG. 3 is a rear elevational view of the game controller illustrated in FIGS. 1-2;

FIG. 4 is a left side elevational view of the game controller illustrated in FIGS. 1-3;

FIG. 5 is a right side elevational view of the game controller illustrated in FIGS. 1-4;

FIG. 6 is a top plan view of the game controller illustrated in FIGS. 1-5; and,

FIG. 7 is a bottom plan view of the game controller illustrated in FIGS. 1-6.

1 Claim, 7 Drawing Sheets




FIG. 1




FIG. 2




FIG.3

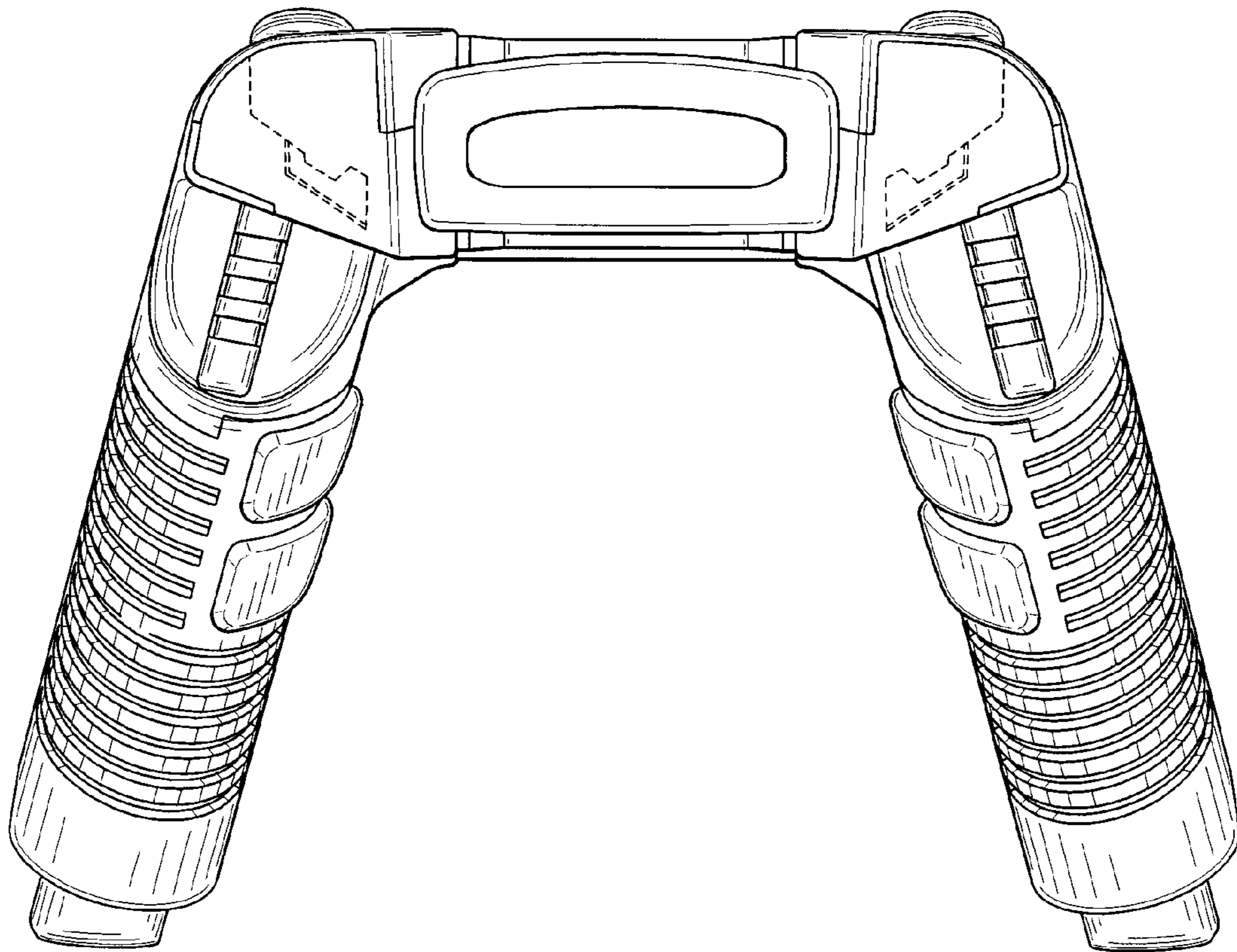


FIG. 4

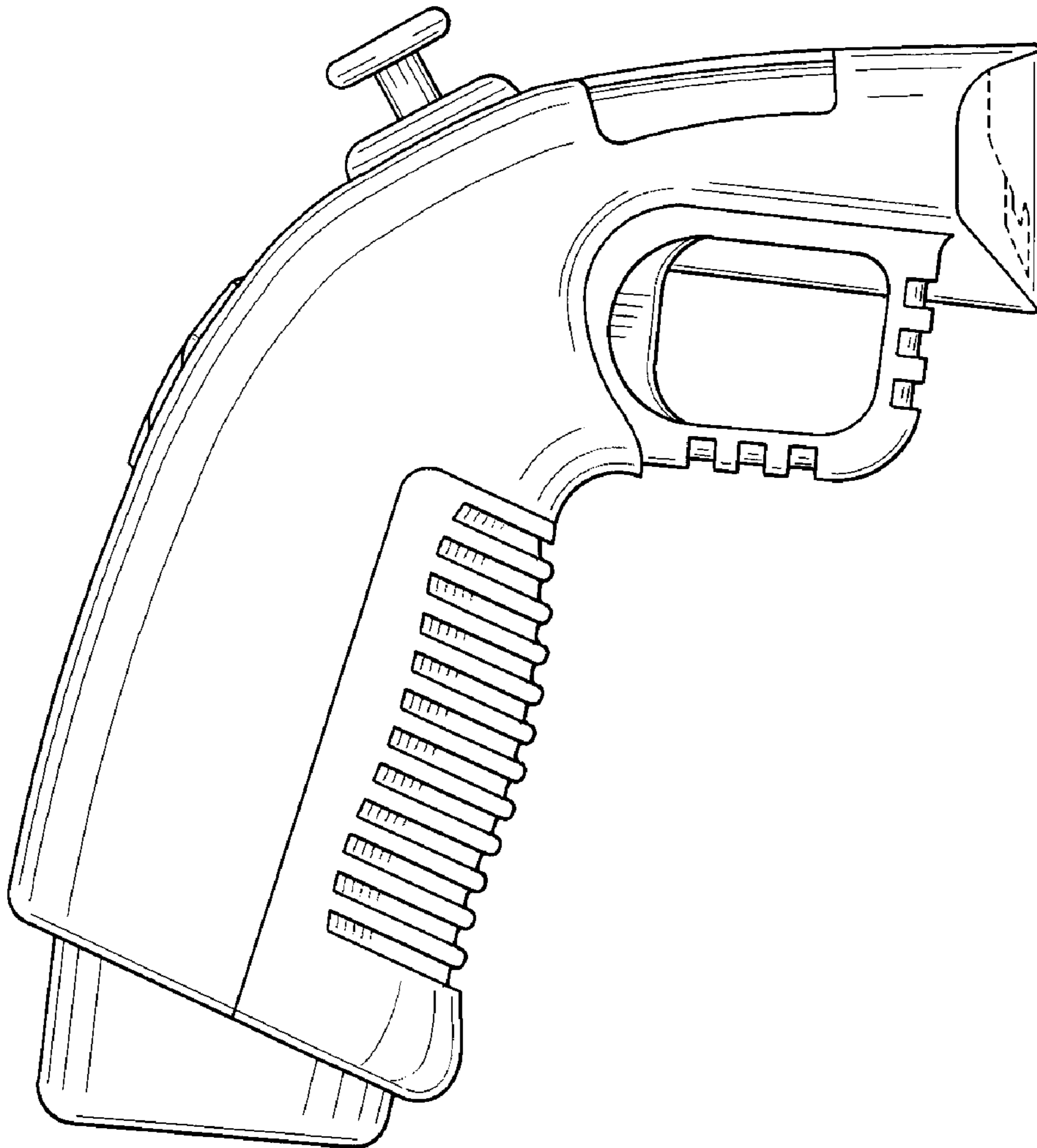


FIG. 5

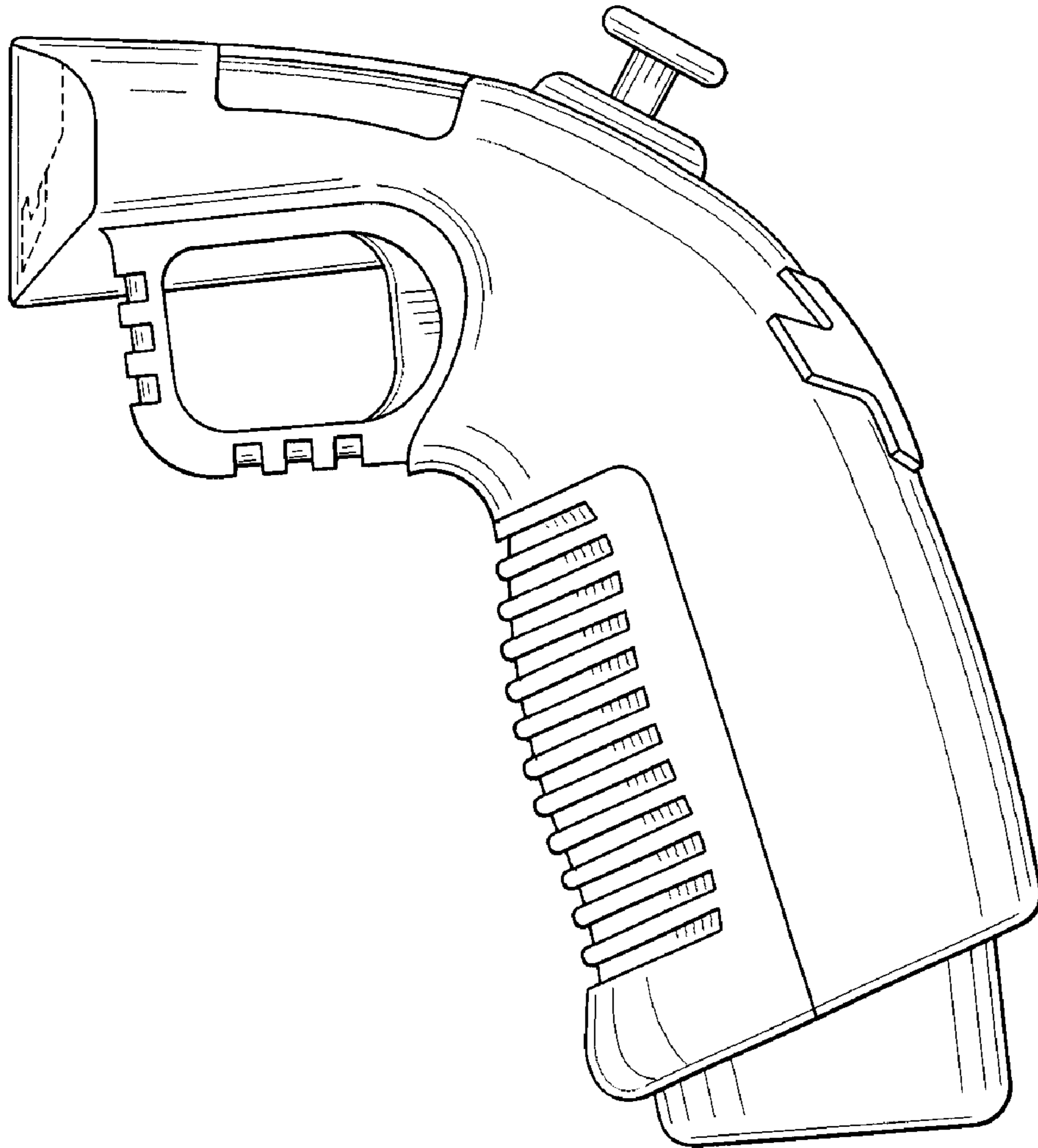


FIG.6

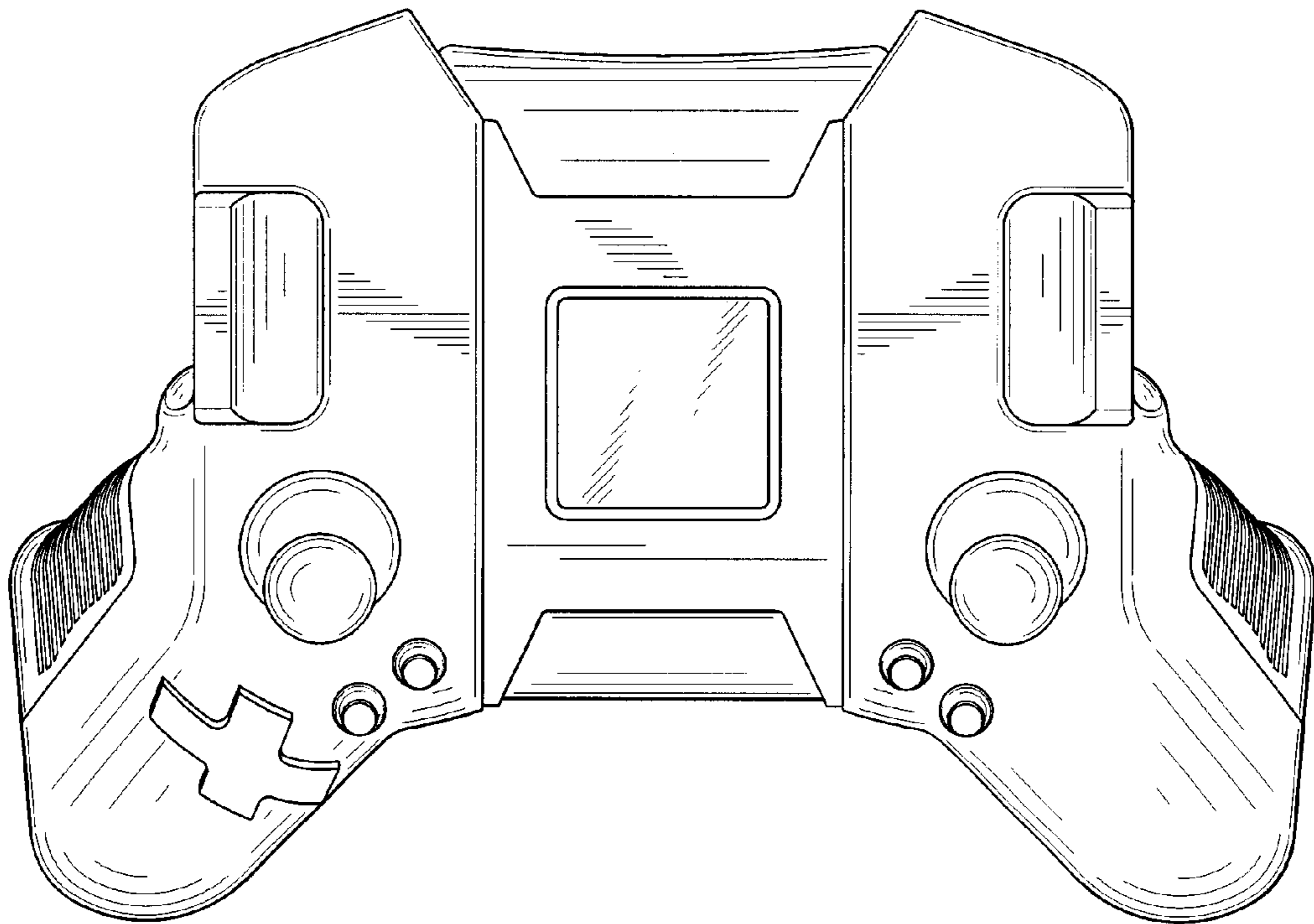


FIG. 7

