

US00D519108S

(12) **United States Design Patent**  
**Yang**

(10) **Patent No.:** **US D519,108 S**

(45) **Date of Patent:** **\*\* Apr. 18, 2006**

(54) **EARPHONE**

(75) Inventor: **Bill Yang**, Taipei (TW)

(73) Assignee: **Cotron Corporation**, Taipei (TW)

(\*\*) Term: **14 Years**

(21) Appl. No.: **29/211,037**

(22) Filed: **Aug. 9, 2004**

(30) **Foreign Application Priority Data**

Aug. 6, 2004 (TW) ..... 93304678

(51) **LOC (8) Cl.** ..... **14-01**

(52) **U.S. Cl.** ..... **D14/223**

(58) **Field of Classification Search** ..... D14/188,  
D14/192, 205, 206, 223, 249; D24/174; 181/129,  
181/130, 135, 137; 379/430; 381/301, 380  
See application file for complete search history.

(56) **References Cited**

**U.S. PATENT DOCUMENTS**

4,965,838 A \* 10/1990 Kamon et al. .... 391/380

4,981,194 A \* 1/1991 Kamon et al. .... 181/129

5,048,092 A \* 9/1991 Yamagishi et al. .... 381/380

6,084,976 A \* 7/2000 Lin ..... 381/380

D431,553 S \* 10/2000 Suzuki ..... D14/223

D474,171 S \* 5/2003 Suzuki ..... D14/206

D487,077 S \* 2/2004 Obata ..... D14/223

\* cited by examiner

*Primary Examiner*—Paula A. Greene

(74) *Attorney, Agent, or Firm*—J.C. Patents

(57) **CLAIM**

The ornamental design for an earphone, as shown and described.

**DESCRIPTION**

FIG. 1 is a perspective view of an earphone showing the new design.


FIG. 2 is another perspective view thereof.

FIG. 3 is a front view thereof.

FIG. 4 is a rear view thereof; and,

FIG. 5 is a left side view thereof, the right side view, the bottom view, and the top view being a mirror image of the top view.

**1 Claim, 2 Drawing Sheets**






FIG. 1




FIG. 2




FIG. 3




FIG. 4




FIG. 5