

US00D519107S

(12) **United States Design Patent**
Yang

(10) **Patent No.:** **US D519,107 S**
(45) **Date of Patent:** **** Apr. 18, 2006**

(54) **EARPHONE**
(75) Inventor: **Bill Yang**, Taipei (TW)
(73) Assignee: **Cotron Corporation**, Taipei (TW)
(**) Term: **14 Years**

5,048,092 A * 9/1991 Yamagishi et al. 381/380
6,084,976 A * 7/2000 Lin 381/380
D431,553 S * 10/2000 Suzuki D14/223
D474,171 S * 5/2003 Suzuki D14/206
D487,077 S * 2/2004 Obata D14/223

* cited by examiner

Primary Examiner—Paula A. Greene
(74) *Attorney, Agent, or Firm*—J.C. Patents

(21) Appl. No.: **29/211,013**
(22) Filed: **Aug. 9, 2004**

(57) **CLAIM**

(30) **Foreign Application Priority Data**

The ornamental design for an earphone, as shown and described.

Aug. 6, 2004 (TW) 93304679

DESCRIPTION

(51) **LOC (8) Cl.** **14-01**
(52) **U.S. Cl.** **D14/223**
(58) **Field of Classification Search** D14/188,
D14/192, 205, 206, 223, 249; D24/174; 181/129,
181/130, 135, 137; 379/430; 381/381, 380
See application file for complete search history.


FIG. 1 is a perspective view of an earphone showing the new design.
FIG. 2 is another perspective view thereof.
FIG. 3 is a front view thereof.
FIG. 4 is a rear view thereof.
FIG. 5 is a left side view thereof.
FIG. 6 is a right side view thereof.
FIG. 7 is a top view thereof; and,
FIG. 8 is a bottom view thereof.

(56) **References Cited**

U.S. PATENT DOCUMENTS

4,965,838 A * 10/1990 Kamon et al. 381/380
4,981,194 A * 1/1991 Kamon et al. 181/129

1 Claim, 4 Drawing Sheets






FIG. 1




FIG. 2




FIG. 3




FIG. 4




FIG. 5




FIG. 6




FIG. 7




FIG. 8